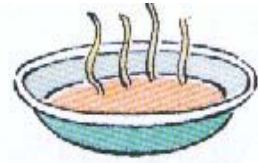


s

S



sa su se so si Sa Su

as es is os us sopa

seta sota tose siete sapo

sol oso peso lisa pasea








solo sosa sal alisa suelo

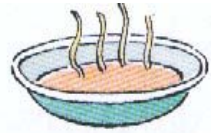
siesta suela sisa piso

Luisa pela las patatas.

El suelo ese está liso.

Pili se alisa el pelo.





Handwriting practice line with a continuous dotted line of the letter 's' for tracing.

Handwriting practice line with a series of dotted 's' characters for tracing.

Handwriting practice line starting with a dotted 's' character.

Handwriting practice line with a row of dotted uppercase 'S' characters for tracing.

Handwriting practice line with a row of dotted lowercase 's' characters for tracing.

Handwriting practice line with three dotted lowercase 's' characters for tracing.

Handwriting practice line with the words 'sa se si so su as es is os' written in a cursive script.

Handwriting practice line with the words 'sopa seta sosa tase siete sol' written in a cursive script.

Handwriting practice line starting with two dotted lowercase 's' characters.

- Rodea la letra s:

s S

s d a t d s c s d g o s g l  
o s a c x s a x u s a d c  
x s x s c d a d s c x s g  
s a x c s c s a d l s x c  
T S G S B D S K X S E P

- Rodea la letra s:



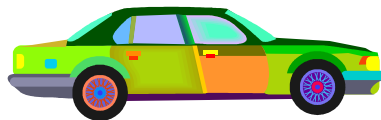
s

seta sota tose siete sapo  
mesa museo sol oso peso  
lisa pasea solo sopa sosa  
sal alisa suelo siesta sol  
sisa fosa mesa misa peso

⇒ Rodea los objetos que llevan 7



7



⇒ Lee y copia:

sa se so Su Si as es os us oso

---

---

---

---

⇒ Forma palabras:

so	la
se	ta
so	ta
sa	po
to	se
pe	so
ta	sa

---

---

---

---

---

---

---

---

pi	so
li	so
pa	sa
si	sa
li	sa
sa	la
sue	lo

---

---

---

---

---

---

---

---

a	li	sa
pa	se	a
pe	se	ta

---

---

---

---

⇒ Lee y copia:

sa se si su se Sa So Su Se Si as es is os us

---

---

sapo, paso, posos, piso, sopa, peso, sal, sol

---

---

sola, liso, sala, oso, ese, suelo, soso, pasa..

---

---

La sopa está sosa. El sapo, el oso y la seta.

---

---

Susi pasea al sol. El suelo es lila.

---

---

La sopa está sosa. Ese oso asa setas.

---

---

---

El sapo pasea al sol. Susi se pasea sola.

---

---

---

La sala es lila. Pili se alisa el pelo.

---

---

---

Luisa pela las patatas. Pesa los tomates.

---

---

---

Pepita se tapa los pies. Sole se asea.

---



---

---




⇒ Lee, une con flechas y escribe:


El sol




La sopa




La sota




El sapo




La seta




El suelo




El siete




La sala




El oso




La isla




El piso




La suela




El peso



El pito



⇒ Lee y escribe dos veces:




La sopa y la seta.

---

---

---

---



El sol y la sota.

---

---

---

---




El sapo y el oso.

---

---

---

---



La isla y el piso.

---

---

---

---



La suela y el suelo.

---

---

---

---

⇒ Observa y lee:



El sapo



Los sapos



La seta



Las setas

⇒ Completa con el, la, los o las y copia:

las palas

\_\_\_\_\_

\_\_\_\_\_ suela

\_\_\_\_\_

\_\_\_\_\_ pitos

\_\_\_\_\_

\_\_\_\_\_ piso

\_\_\_\_\_

\_\_\_\_\_ peso

\_\_\_\_\_

\_\_\_\_\_ polos

\_\_\_\_\_

\_\_\_\_\_ oso

\_\_\_\_\_

\_\_\_\_\_ siete

\_\_\_\_\_

\_\_\_\_\_ tila

\_\_\_\_\_

\_\_\_\_\_ islas

\_\_\_\_\_

\_\_\_\_\_ setas

\_\_\_\_\_

\_\_\_\_\_ suelo

\_\_\_\_\_

\_\_\_\_\_ salas

\_\_\_\_\_

\_\_\_\_\_ sol

\_\_\_\_\_

\_\_\_\_\_ sotas

\_\_\_\_\_

\_\_\_\_\_ sapo

\_\_\_\_\_

\_\_\_\_\_ tele

\_\_\_\_\_

\_\_\_\_\_ pilas

\_\_\_\_\_

\_\_\_\_\_ sopa

\_\_\_\_\_

\_\_\_\_\_ lilas

\_\_\_\_\_

⇒ Completa, lee y escribe:



Pepe puso \_\_\_\_\_ a la \_\_\_\_\_.

\_\_\_\_\_



El tapete, la tapa, la pila y la \_\_\_\_\_.

\_\_\_\_\_

Luisa pela las \_\_\_\_\_.



\_\_\_\_\_



El \_\_\_\_\_, la \_\_\_\_\_ y el \_\_\_\_\_.

\_\_\_\_\_



Susi pasea al \_\_\_\_\_ sola.

\_\_\_\_\_



La tía Pepa lee la \_\_\_\_\_.

\_\_\_\_\_

⇒ Lee las palabras de los recuadros:

Luisa Sole La sopa	pasea está pela	sosa. las patatas. al sol sola.
--------------------------	-----------------------	---------------------------------------

Elige palabras de cada recuadro y forma frases.

---

---

---

---

---

⇒ Ordena las palabras para formar frases:

patatas.	Sole	las	pela
----------	------	-----	------

---

---

La	está	sosa.	sopa
----	------	-------	------


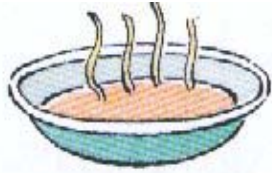
---

---

al	sol	Luisa	sola.	pasea
----	-----	-------	-------	-------

---


---



sopa

sota


sala



sapo

sol

suelo




7

seta

isla

siete



oso

peso

piso











pito

suela

sal



⇒ Frases para el dictado:

Susi pasea al sol sola.

El suelo ese es lila.

La sopa está sosa.

El sapo, el oso y la seta.

Pepita se tapa los pies.

Sole se asea.

Luisa pela las patatas y pesa los tomates.

Pili se alisa el pelo.

Pepe puso sal a la sopa.