



lla lle lli llo llu

✎ Completa con "lla, lle, lli, llo, llu", copia y dibuja.



nati.....

ba.....na





po.....to

piti.....




.....via

bo.....



✎ Completa como en el ejemplo.

 ← bolso


bolsillo → 

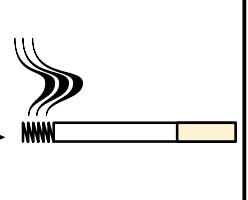
 ← palo

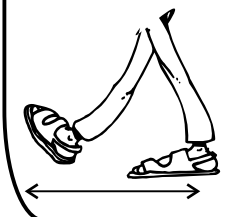
_____ → 

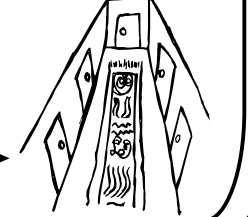
 ← pata

_____ → 


 ← _____



_____ → 

 ← _____

_____ → 

lla lle lli llo llu

 Une los dibujos que suenan parecido.




 Escribe cada nombre en el sitio adecuado.

bellota bollo muelle


llama avellana bollo











lla lle lli llo llu


 Dibuja cosas que tengan "lla, lle, lli, llo, llu".


 Escribe los nombres

lla 

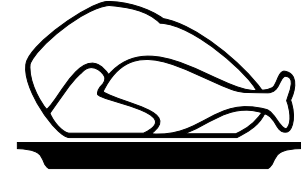
lle 


lli 

llo 


llu 















lla lle lli llo llu

 Lee, une con los dibujos y copia.

Olalla toma la empanadilla.

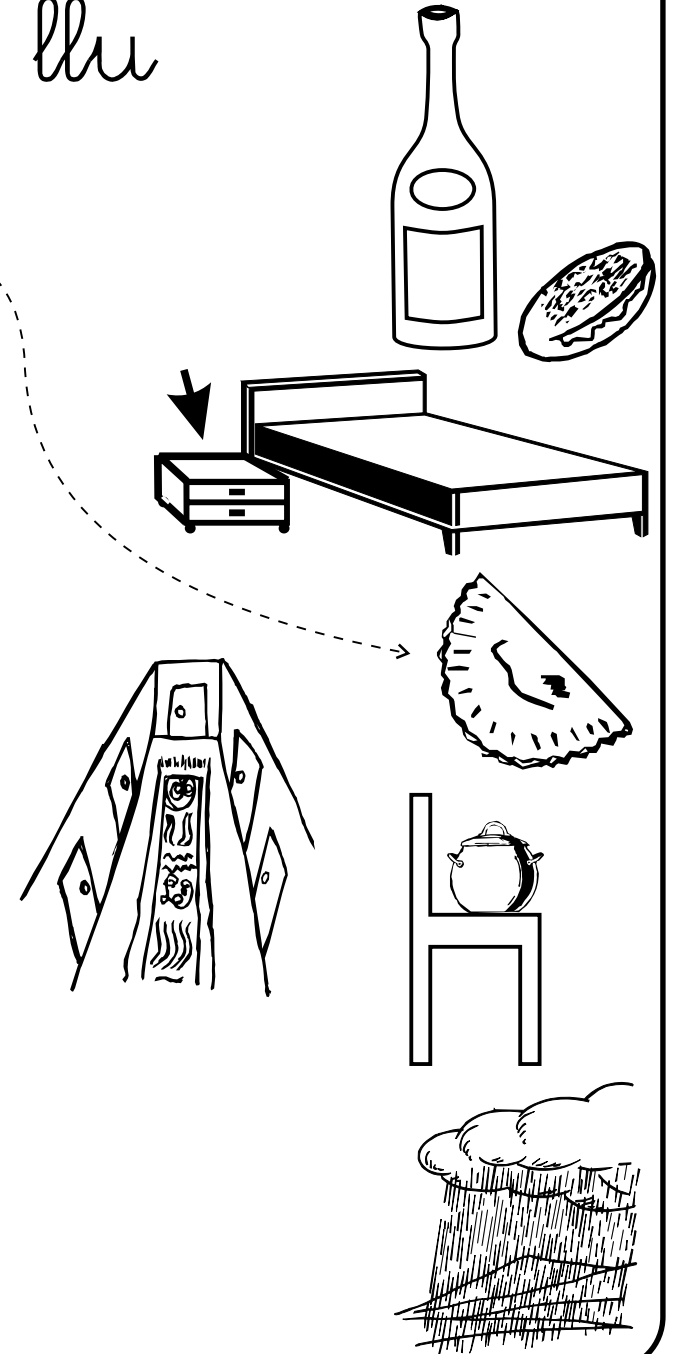
La botella y el bollo.

En la montaña llueve.

La olla está en la silla.

Pon la llave en la mesilla.

El sillón del pasillo.



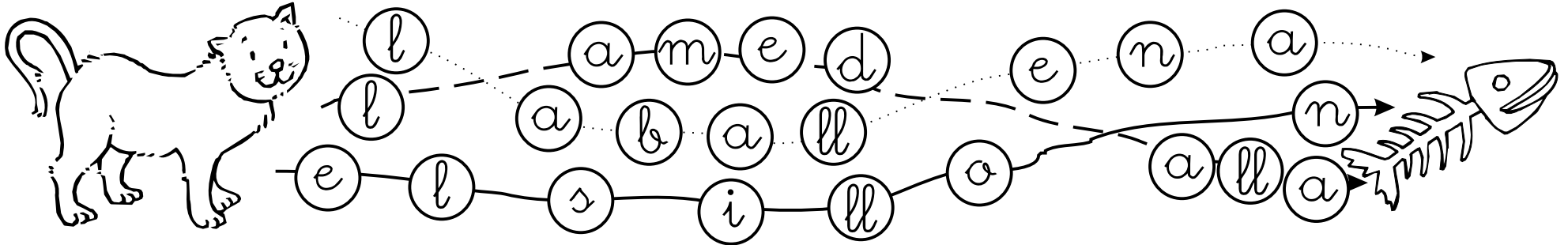
NOMBRE:


FECHA:


LLO8.


lla lle lli llo llu

 Sigue los caminos, escribe y dibuja.


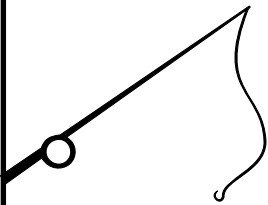









 Escribe las palabras que tengan "lla, lle, lli, llo, llu".






lla

lle


lli

llo

llu

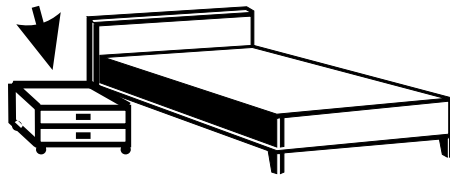
 Escribe los nombres.


b






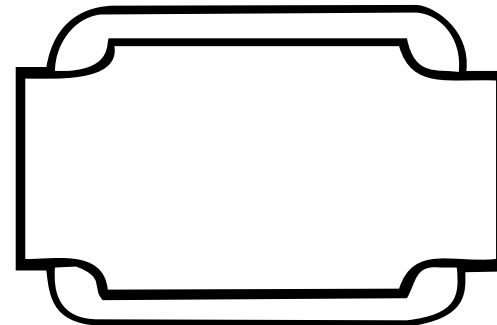
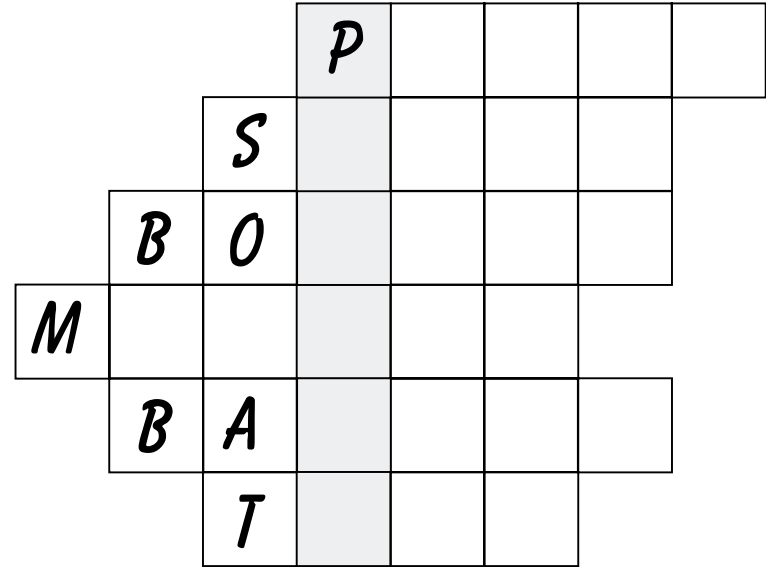








 Escribe otra vez los nombres y dibuja la palabra escondida. Observa las letras ya colocadas.



lla

lle

lli


llo

llu



Escribe los nombres.

1



2




3



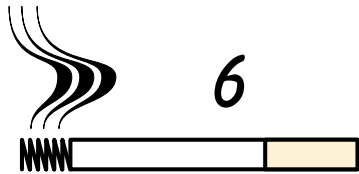
4



5



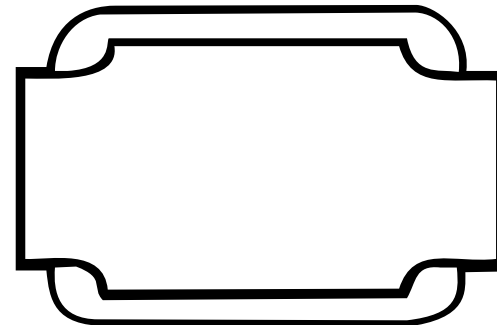
6





Escribe otra vez los nombres y dibuja la palabra escondida.

			6						
2									
3									
5									
4									
1									



NOMBRE:

FECHA:

LLO1.

lla

lle

lli

llo


llu



Repasa, pinta y copia.

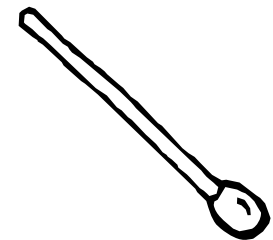





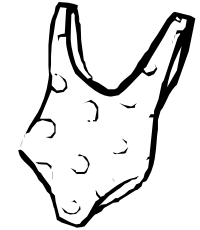
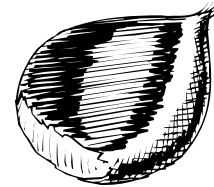


Rodea y pinta las cosas que tengan la letra "ll".



ll ll ll ll ll Ll Ll Ll Ll

lla lle lli llo llu





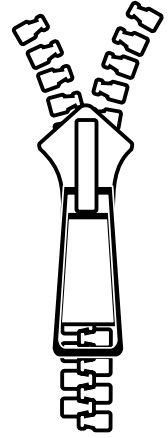

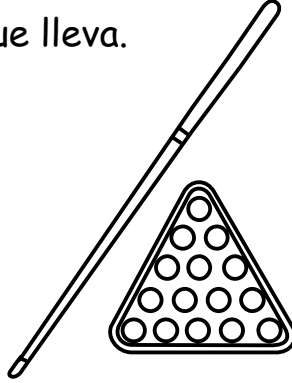
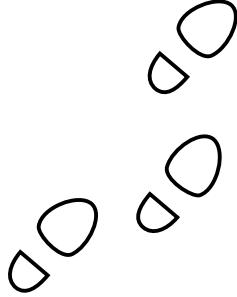
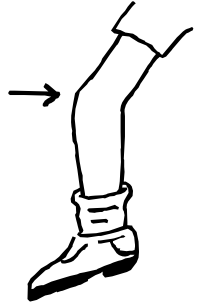
NOMBRE:

FECHA:

LLO2.

lla lle lli llo llu

 Une cada dibujo con la sílaba que lleva.




lla





lle

lli

llo



llu



NOMBRE:

FECHA:

LLO3.

lla lle lli llo llu



Observa si los dibujos tienen lla, lle, lli, llo, llu, y escríbelo.

