



na ne ni no nu

 Rodea "si" si lleva "n" o "no" si no lleva.


 Completa los nombres de los dibujos y luego copia.




si no



si no




si no



pia.....

\_\_\_\_\_  
\_\_\_\_\_  
\_\_\_\_\_



bana.....

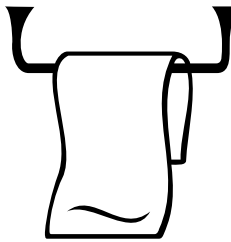
\_\_\_\_\_  
\_\_\_\_\_  
\_\_\_\_\_



si no



si no



si no




ena.....

\_\_\_\_\_  
\_\_\_\_\_  
\_\_\_\_\_

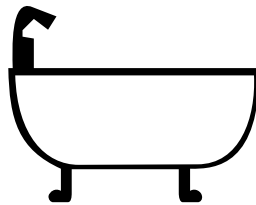


.....da

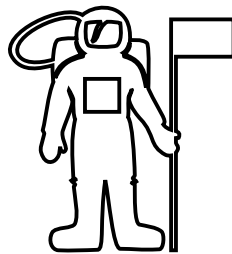
\_\_\_\_\_  
\_\_\_\_\_  
\_\_\_\_\_




si no



si no



si no



moli.....


\_\_\_\_\_  
\_\_\_\_\_  
\_\_\_\_\_




lia.....

\_\_\_\_\_  
\_\_\_\_\_  
\_\_\_\_\_

na ne ni no nu


 Escribe los nombres.



\_\_\_\_\_

\_\_\_\_\_

\_\_\_\_\_



\_\_\_\_\_

\_\_\_\_\_

\_\_\_\_\_



\_\_\_\_\_

\_\_\_\_\_


\_\_\_\_\_



\_\_\_\_\_

\_\_\_\_\_

\_\_\_\_\_



\_\_\_\_\_

\_\_\_\_\_

\_\_\_\_\_




\_\_\_\_\_


\_\_\_\_\_

\_\_\_\_\_

 Llena el crucigrama con los nombres anteriores.




na ne ni no nu


 Escribe los nombres.



\_\_\_\_\_  
 \_\_\_\_\_  
 \_\_\_\_\_



\_\_\_\_\_  
 \_\_\_\_\_  
 \_\_\_\_\_




\_\_\_\_\_  
 \_\_\_\_\_  
 \_\_\_\_\_



\_\_\_\_\_  
 \_\_\_\_\_  
 \_\_\_\_\_



\_\_\_\_\_  
 \_\_\_\_\_  
 \_\_\_\_\_



\_\_\_\_\_  
 \_\_\_\_\_  
 \_\_\_\_\_

 Completa las frases con esos nombres y copia.

Manolo toma un \_\_\_\_\_.

\_\_\_\_\_

La \_\_\_\_\_ es de metal.

\_\_\_\_\_

La \_\_\_\_\_ salió del piano.

\_\_\_\_\_

La \_\_\_\_\_ tiene dedos.

\_\_\_\_\_

La \_\_\_\_\_ es bonita.


\_\_\_\_\_


El \_\_\_\_\_ tiene pelo.

\_\_\_\_\_


un

una


 Escribe "un" o "una" según convenga.

 Escribe "un" o "una" según convenga.

un



\_\_\_\_\_




una

nata

\_\_\_\_\_

pino

\_\_\_\_\_



\_\_\_\_\_



\_\_\_\_\_

molino

\_\_\_\_\_

mano

\_\_\_\_\_



\_\_\_\_\_




\_\_\_\_\_

leona


\_\_\_\_\_

mono

\_\_\_\_\_



\_\_\_\_\_



\_\_\_\_\_

nido

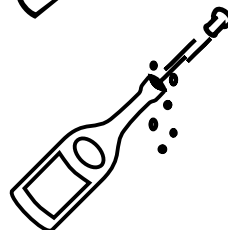
\_\_\_\_\_

lana

\_\_\_\_\_



\_\_\_\_\_



\_\_\_\_\_


penona


\_\_\_\_\_

enano

unos









unas

 Escribe "unos" o "unas" según convenga.

 Escribe "unos" o "unas" según convenga.

unos

unas



nenas      nudos

leones      minas

melenas      belenes

melones      bananas

notas      nietos


NOMBRE:

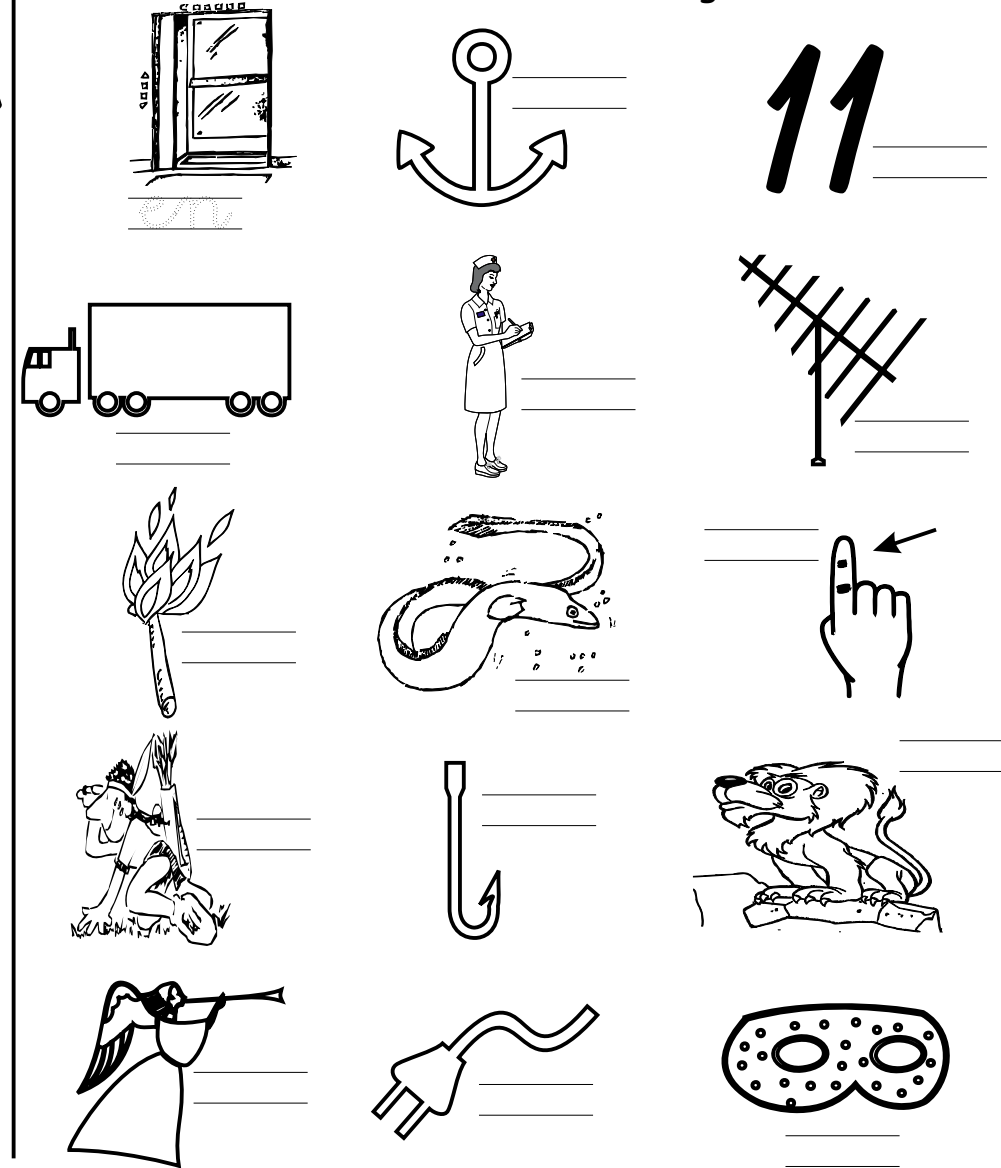

FECHA:

Nº.


an en in on un

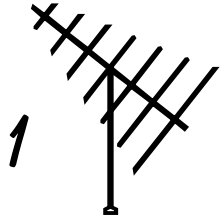
 Rodea los dibujos que tengan "an, en, in, on, un".

 Escribe "an, en, in, on, un" según el nombre.



an en in on un

 Escribe los nombres.



\_\_\_\_\_  
 \_\_\_\_\_  
 \_\_\_\_\_



2

\_\_\_\_\_  
 \_\_\_\_\_  
 \_\_\_\_\_

3




\_\_\_\_\_  
 \_\_\_\_\_  
 \_\_\_\_\_

4




\_\_\_\_\_  
 \_\_\_\_\_  
 \_\_\_\_\_

5




\_\_\_\_\_  
 \_\_\_\_\_  
 \_\_\_\_\_

6



\_\_\_\_\_  
 \_\_\_\_\_  
 \_\_\_\_\_

 Lee, pon el número en cada frase y copia.

Ana pasa el puente.

\_\_\_\_\_  
 \_\_\_\_\_

La onda es ondulada.

\_\_\_\_\_  
 \_\_\_\_\_

Anita anda.

\_\_\_\_\_  
 \_\_\_\_\_

Ese león no anda.

\_\_\_\_\_  
 \_\_\_\_\_

El indio oteando.

\_\_\_\_\_  
 \_\_\_\_\_


Puse la antena.

\_\_\_\_\_  
 \_\_\_\_\_






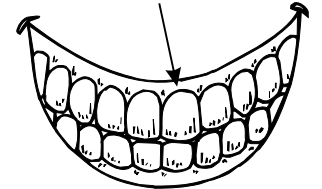
na ne ni no nu en



Escribe cada nombre en el lugar que le corresponda.



abuelo



na

ne

ni

no

nu

en




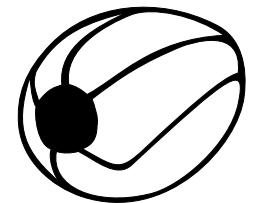


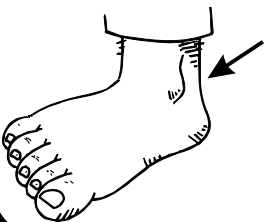
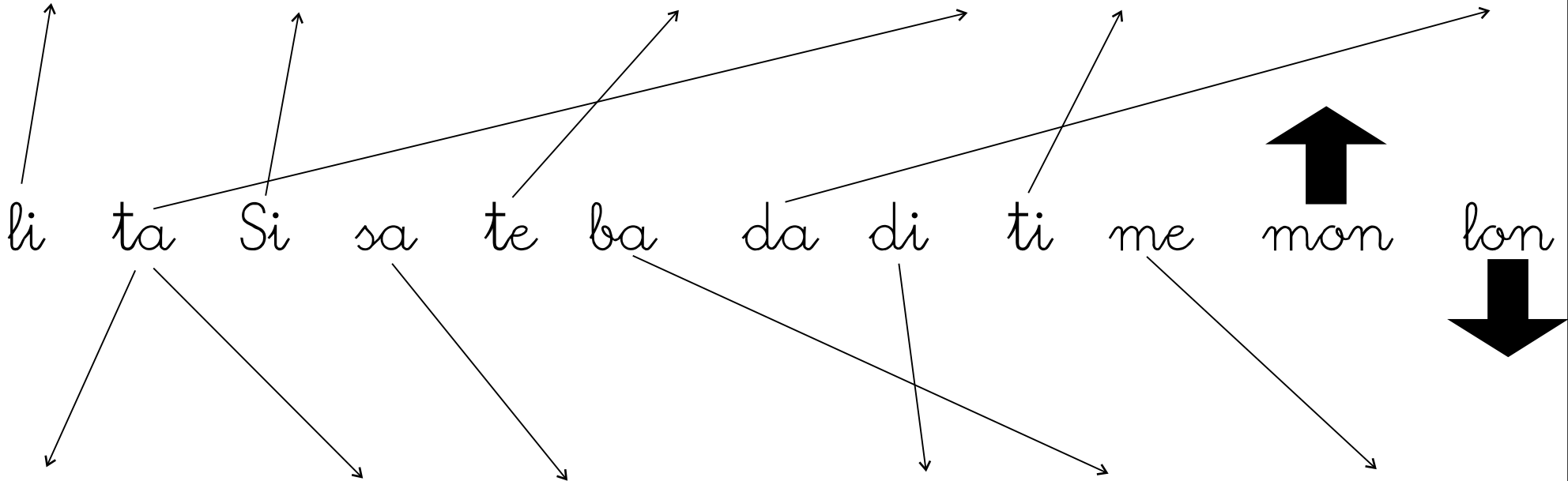
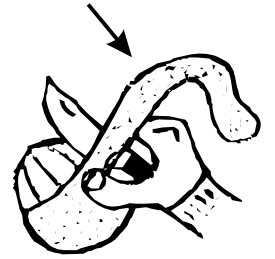

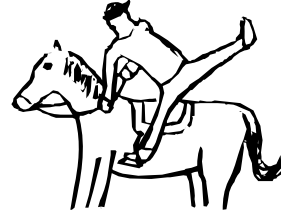

NOMBRE:

FECHA:

N13.

mon lon

 Escribe cada nombre en el lugar que le corresponda.



NOMBRE:

FECHA:

NO1.


na


ne


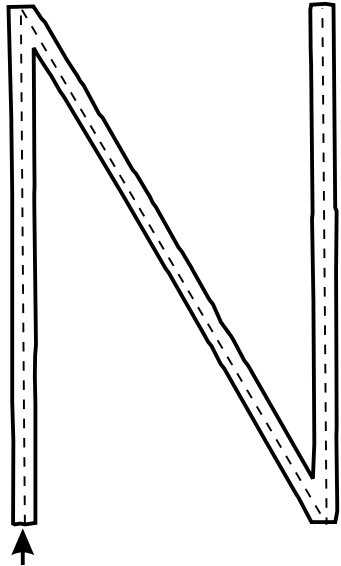
ni

no

nu



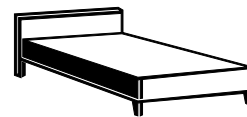
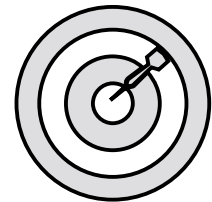

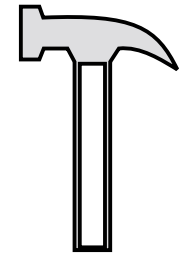

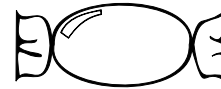


 Repasa, copia y pinta.

 Rodea y pinta los dibujos que tengan "n".



n n n n N N N N


na ne ni no nu



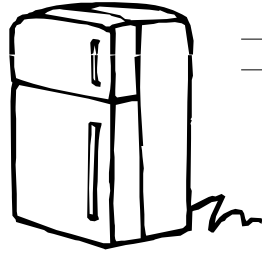
na ne ni no nu

 Observa si los dibujos tienen na, ne, ni, no, nu, y escríbelo.


na




ne




ni




no



nu




na



ne



ni




no




nu



na




ne




ni



no



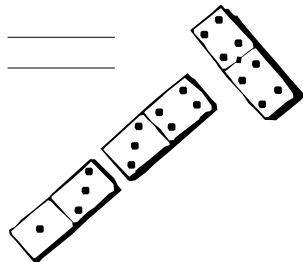
nu



na




ne




ni




no










nu



na ne ni no nu

 Rodea la palabra correcta.

 Lee, une y copia.

	mono mano	nado
	mano momo	mono
	pido miedo	nido
	nobe nube	nuba
	mata nato	nata
	nabo mudo	nudo




na nido

ne nota

ni nube

no nabo

nu nene




na ne ni

no nu


 Une las sílabas para formar los nombres de los dibujos.

 Lee, escribe y dibuja.

na \_\_\_\_\_  
la \_\_\_\_\_



na \_\_\_\_\_  
A \_\_\_\_\_




pi \_\_\_\_\_  
no \_\_\_\_\_



na \_\_\_\_\_  
lu \_\_\_\_\_




no \_\_\_\_\_  
ma \_\_\_\_\_




Natalia  
\_\_\_\_\_  
\_\_\_\_\_




animal  
\_\_\_\_\_  
\_\_\_\_\_




penalti  
\_\_\_\_\_  
\_\_\_\_\_



butano  
\_\_\_\_\_  
\_\_\_\_\_



demonio  
\_\_\_\_\_  
\_\_\_\_\_



melena  
\_\_\_\_\_  
\_\_\_\_\_

