

pl Pl

pI PI



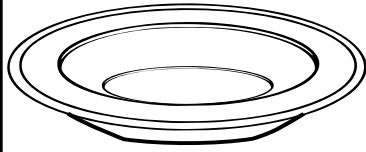
Nombre: _____



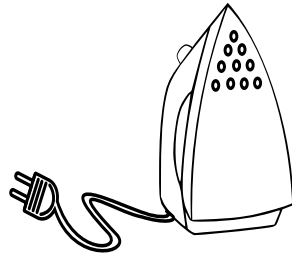
Fecha: _____




pla - ple - plo - pli - plu



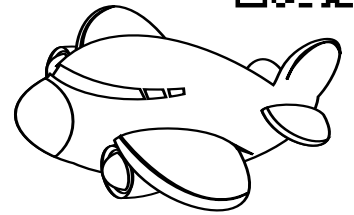
Un plato



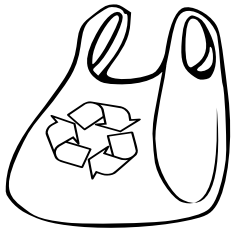
Una plancha



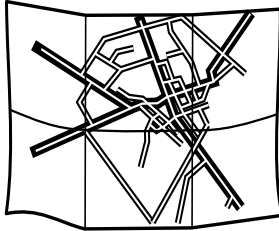
Unas manoplas



El aeroplano



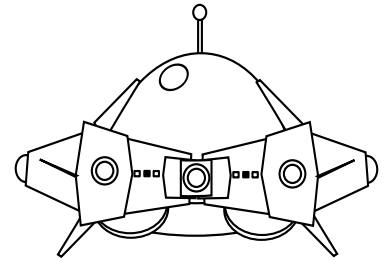
El plástico




Un plano




El cumpleaños



Un platillo volante




Un plinto



La explosión



Una plantilla



Un planeta

Pluto descansaba plácidamente en la playa y pensaba un plan para desplumar al gallo que todas las mañanas lo despertaba.

Había pensado desplazarlo a vivir bajo un tejado de plástico lejos de allí, pero el plumífero lo descubría a tiempo. Pero un día explotó de alegría al oír a la vecina decir que esa noche cenarían sopa de gallo.



Nombre:



Fecha:



Escribe "pl" y el nombre de los dibujos.




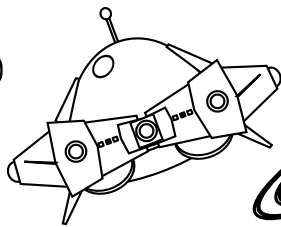
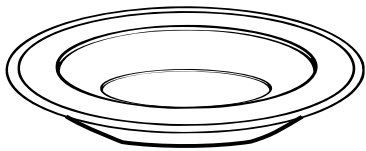
→ pla ple plo plu pli pla ple plo plu pli

→ pla ple plo plu pli pla ple plo plu pli

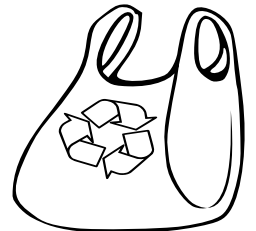
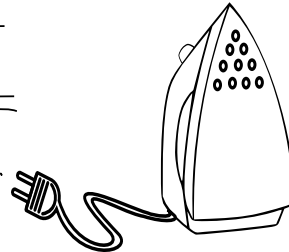




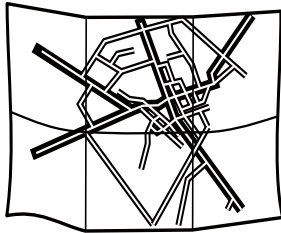

→

→

→



5 x 5 = 25



→

→

→

→

→

→



Nombre: _____



Fecha: _____



Escribe "pl" y el nombre de los dibujos.




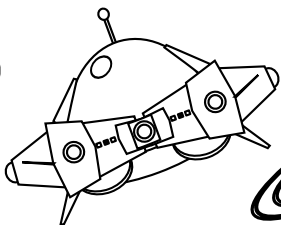
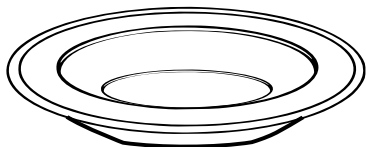
→ pla ple plo plu pli pla ple plo plu pli

→ pla ple plo plu pli pla ple plo plu pli

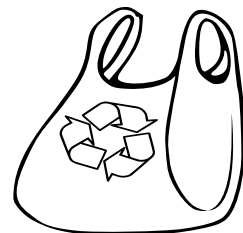
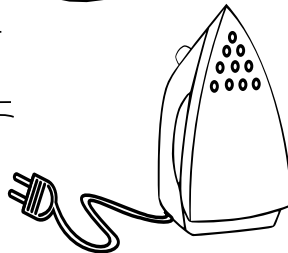




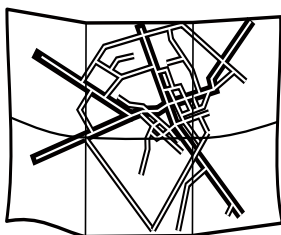

→

→

→



5 x 5 = 25



→ _____


→ _____

→ _____


→ _____

→ _____

→ _____



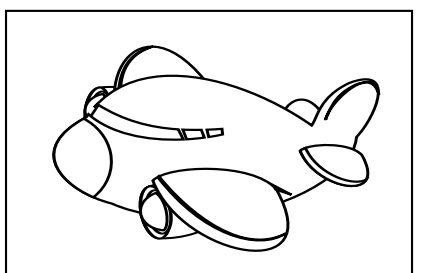

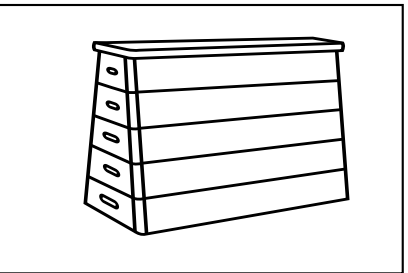

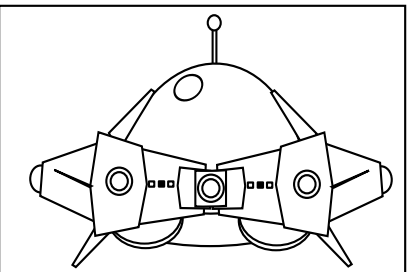

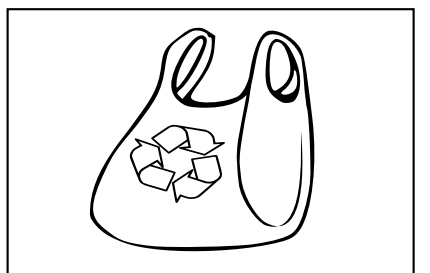
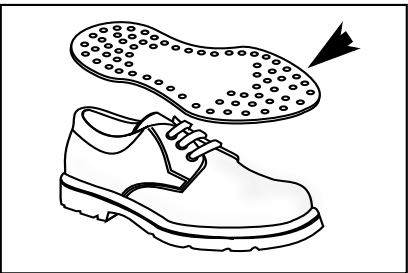

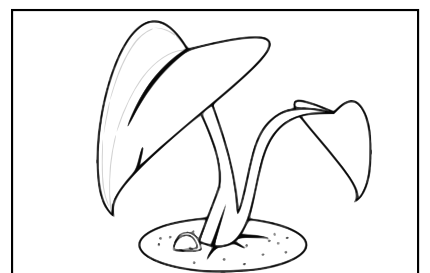
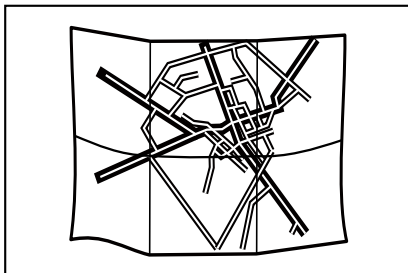
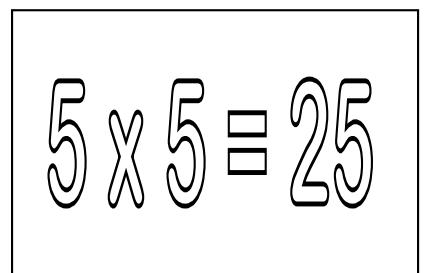



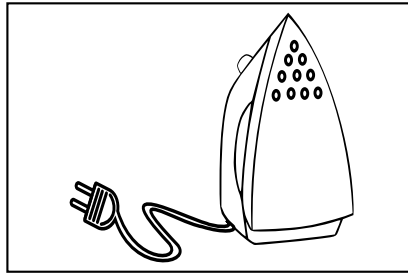
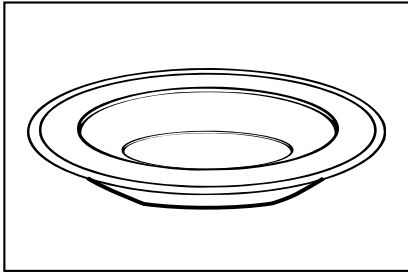
Nombre:




Fecha:




Recorta y pega en tu cuaderno. Escribe la palabra





Nombre:



Fecha:



Completa las siguientes palabras y clasificalas en el dibujo que tenga su sílaba

pla - ple - plo - pli - plu



com__tar

__ego

des__mar

di__ma

__ntación

__gar

__nto

__ral

ex__sivo

__neta

acom__jar

Pam__na

__tación


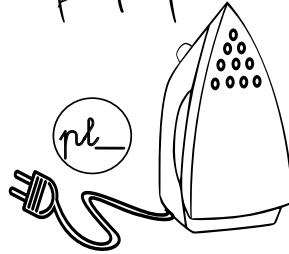
__ricelular

__tero


ORDENA

LAS

PALABRAS



→	
→	
→	



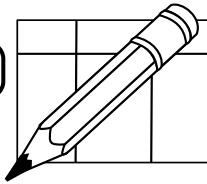
→	
→	
→	



→	
→	
→	



Nombre: _____



Fecha: _____



Completa las siguientes palabras y clasificalas en el dibujo que tenga su sílaba

pla - ple - plo - pli - plu



com__tar __ego des__mar

di__ma __ntación __gar

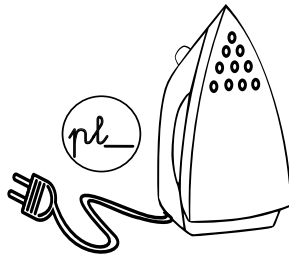
__nto __ral ex__sivo

__neta acom__jar Pam__na

__tación __ricelular __tero

ORDENA


LAS PALABRAS



→	
→	
→	
→	

→	
→	
→	
→	

→	
→	
→	
→	



→	
→	
→	
→	



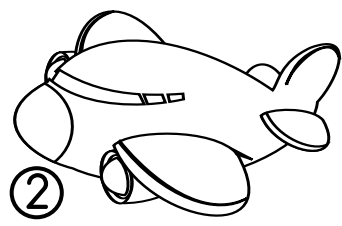

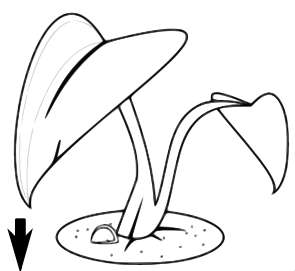
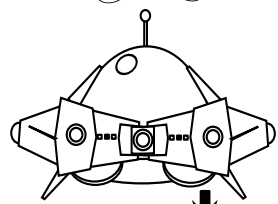


→	
→	
→	
→	

Nombre:

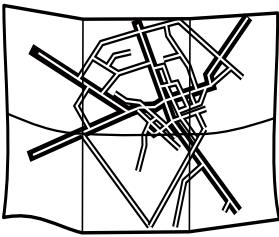
Fecha:




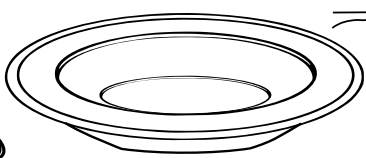
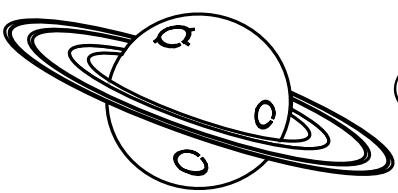




Completa el crucigrama y escribe las palabras abajo.



5 x 5 = 25



G	R	I	P	L	A	T	A	N	O	K
F	G	L	L	A	D	R	P	Q	C	C
F	R	P	A	C	T	I	L	R	M	U
T	I	L	T	E	R	O	A	R	A	M
E	F	U	O	R	E	O	N	J	N	P
G	O	M	R	L	R	R	C	S	O	L
P	L	A	N	E	T	A	H	T	P	E
L	A	C	S	A	B	F	A	A	L	A
A	R	A	A	A	D	O	R	A	A	Ñ
Y	R	A	A	A	D	A	N	T	R	O
A	E	X	P	L	O	C	I	O	N	S



→

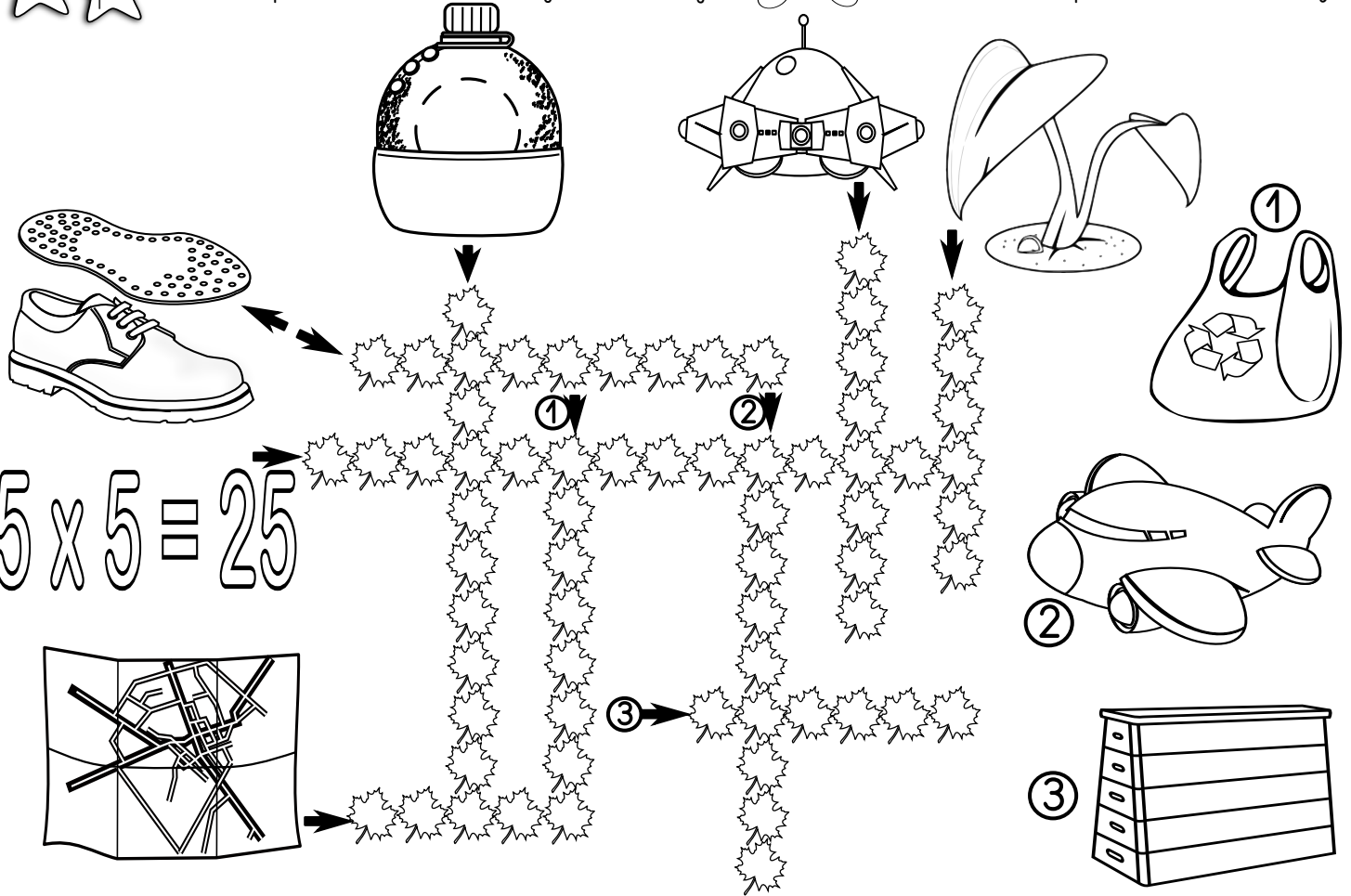
→

Nombre:

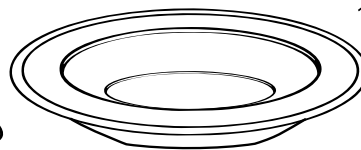
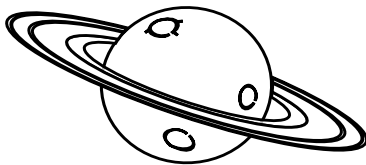




Fecha:



Completa el crucigrama y escribe las palabras abajo.



G	R	I	P	L	A	T	A	N	O	K
F	G	L	L	A	D	R	P	Q	C	C
F	R	P	A	C	T	I	L	R	M	U
T	I	L	T	E	R	O	A	R	A	M
E	F	U	O	R	E	O	N	J	N	P
G	O	M	R	L	R	R	C	S	O	L
P	L	A	N	E	T	A	H	T	P	E
L	A	C	S	A	B	F	A	A	L	A
A	R	A	A	A	D	O	R	A	A	Ñ
Y	R	A	A	A	D	A	N	T	R	O
A	E	X	P	L	O	C	I	O	N	S






→

→

→



Ordena las siguientes sílabas y escribe las palabras en tu cuadernos.



tar-plan

ta-pla

plo-tem

ya-pla

so-te-ple



pla-no-ta

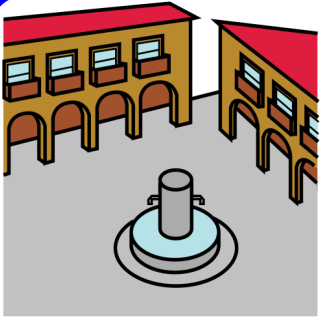
a-so-plau

plás-co-ti

ex-sión-plo

plas-ti-car-fi

Ordena las siguientes palabras y escribe las frases en tu cuaderno.




En una fuente. la plaza hay

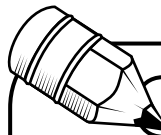
con Escribe pluma. Luis

planeta. Plutón no un es

Mi la ropa. hermana plancha

Voy bañarme a la playa. a






Nombre: _____



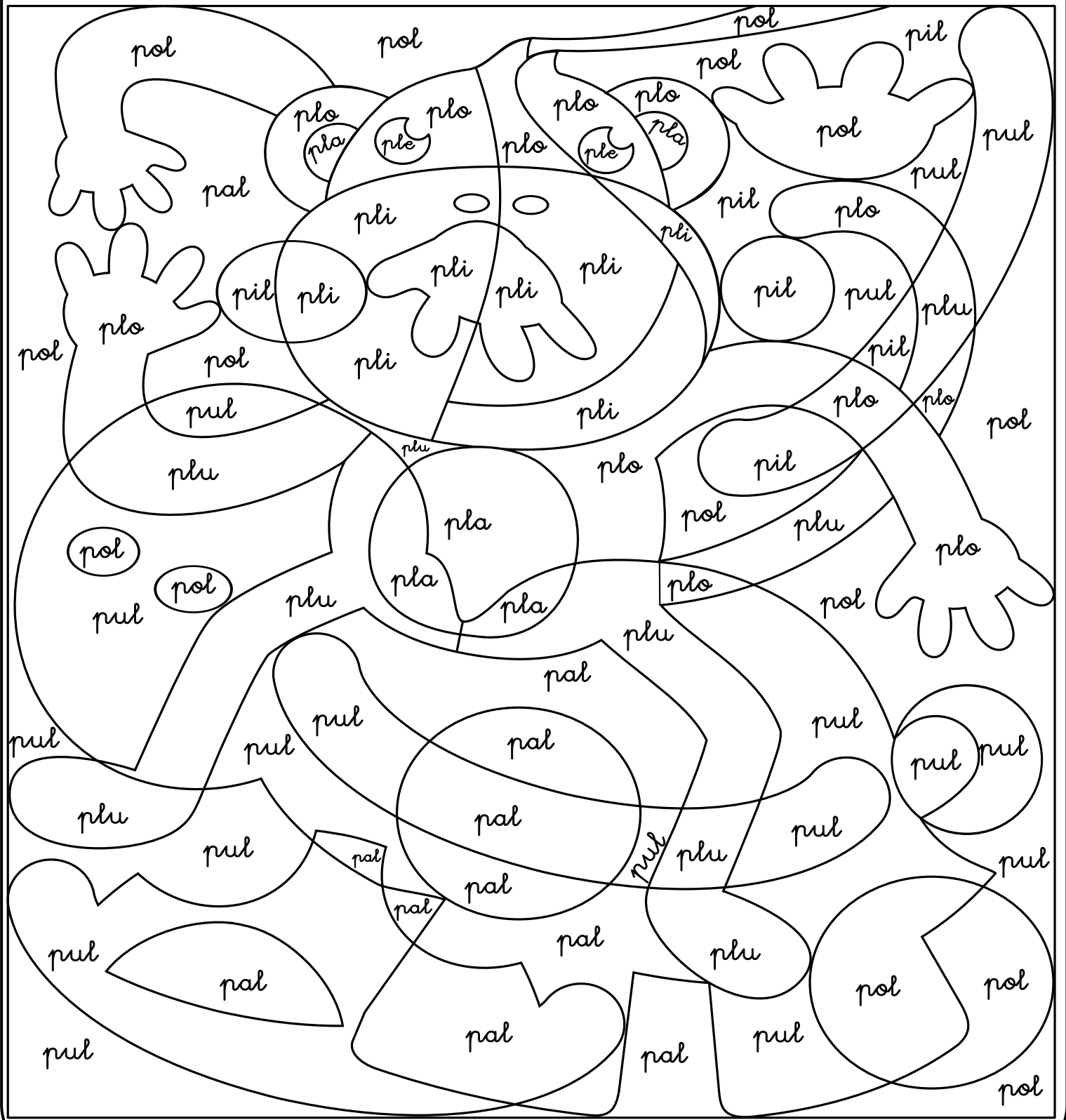
Fecha: _____



Pla - Pli - Plu - Plo - Ple

COLOREA SEGUN LAS CLAVES Y DESCUBRE UN DIBUJO

- pla amarillo
- pli naranja
- ple negro
- plo - plu marrón
- pal - pel - pil - pol - pul de azul



Nombre:

Fecha:



Inventa frases, con los dibujos que hay en los recuadros, en las que aparezcan palabras con la letra:



plantar
sembrar
cultivar
...

comer
pelar
coger
...

pilotar
aterrizar
volar
...

planchar
guardar
ordenar
...

limpiar
quitar
usar
...

Visitar
ir
ver
...

plantar
sembrar
cultivar
...

comer
pelar
coger
...

pilotar
aterrizar
volar
...

planchar
guardar
ordenar
...

limpiar
quitar
usar
...

Visitar
ir
ver
...

plantar
sembrar
cultivar
...

comer
pelar
coger
...

pilotar
aterrizar
volar
...

planchar
guardar
ordenar
...

limpiar
quitar
usar
...

Visitar
ir
ver
...

plantar
sembrar
cultivar
...

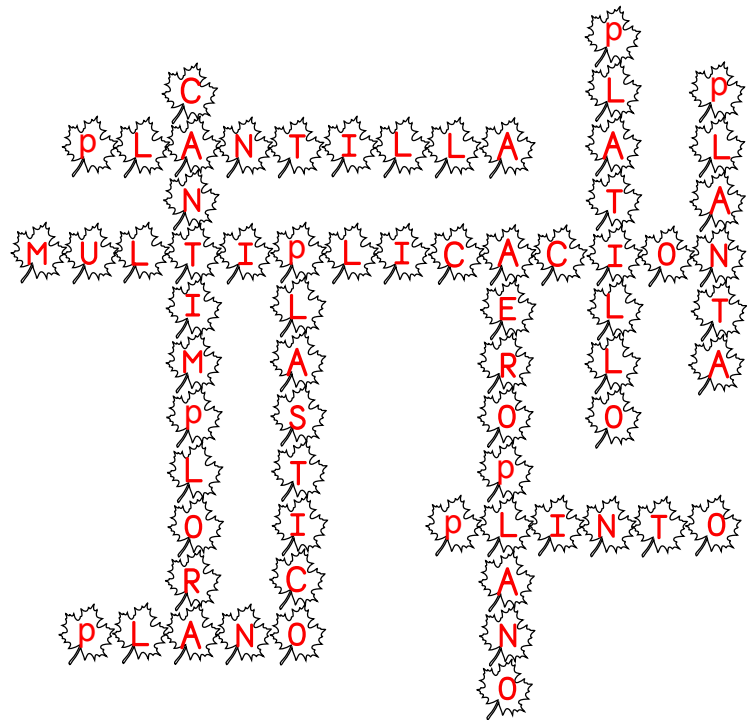
comer
pelar
coger
...

pilotar
aterrizar
volar
...

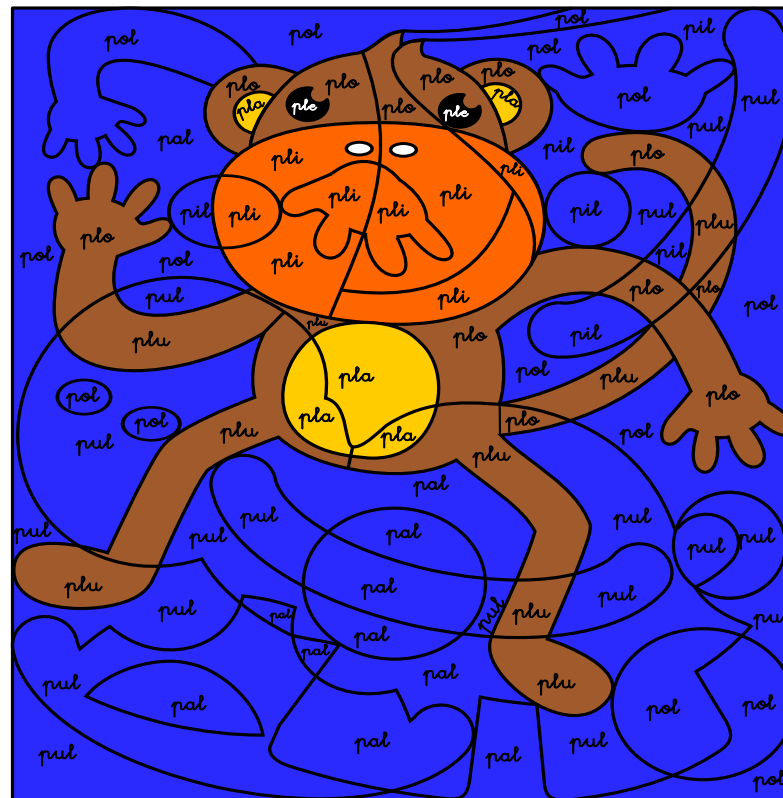
planchar
guardar
ordenar
...

limpiar
quitar
usar
...

Visitar
ir
ver
...



G	R	I	P	L	A	T	A	N	O	K
F	G	L	L	A	D	R	P	Q	C	C
F	R	P	A	C	T	I	L	R	M	U
T	I	L	T	E	R	O	A	R	A	M
E	F	U	O	R	E	O	N	J	N	P
G	O	M	R	L	R	R	C	S	O	L
P	L	A	N	E	T	A	H	T	P	E
L	A	C	S	A	B	F	A	A	L	A
A	R	A	F	R	D	O	R	A	A	Ñ
Y	R	T	N	A	D	A	A	T	R	O
A	E	X	P	L	O	C	I	O	N	S





pr Pr
pr Pr




Nombre: _____




Fecha: _____



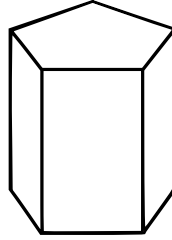
(pra - pre - pro - pri - pru)



La presa



Los cipreses



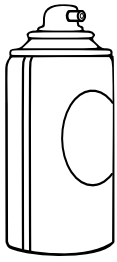
Un prisma



Un preso




Un premio



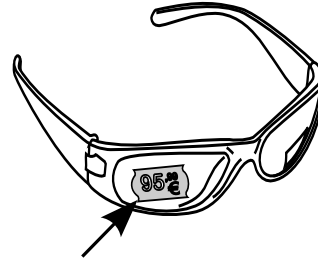
Spray




Aprobar



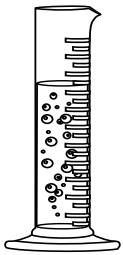
La profesora




El precio



Un exprimidor




La Probeta




El prado



La compra




Primero



Un proyector

La princesa Priscila está presa del profundo amor de su prometido el rey de los piropos. Le dice tantos y tan preciosos que se han vuelto muy presumidos, provocando que nadie les aprecie como al principio.

Pretenden recuperar su prestigio y arreglar lo que han provocado y para ello preguntan al sabio profesor para aprender a no ser tan presuntuosos.



Nombre:



Fecha:



Escribe "pr" y el nombre de los dibujos.



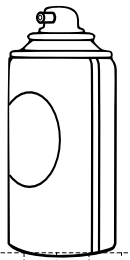

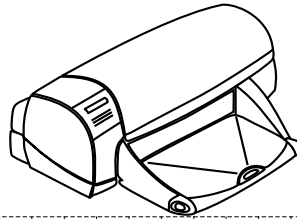

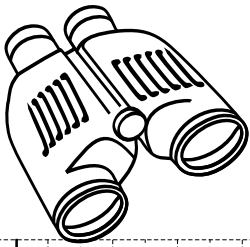


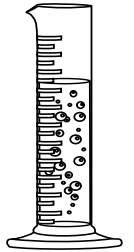


→ pra pre pro puu pri pra pre pro puu pri

→ pra pre pro puu pri pra pre pro puu pri

→

→

→



→

→

→

→

→

→



Nombre:



Fecha:



Escribe "pr" y el nombre de los dibujos.



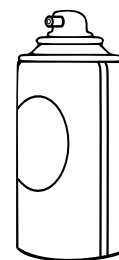

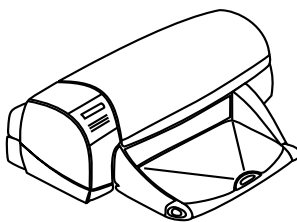

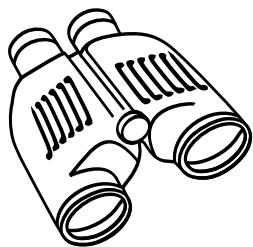



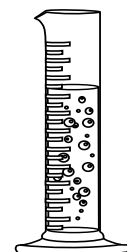
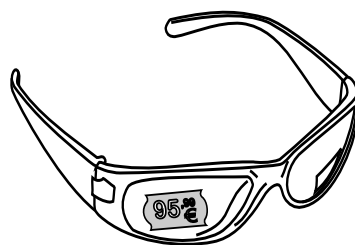

→ pra pre pro pru pri pra pre pro pru pri

→ pra pre pro pru pri pra pre pro pru pri

→

→

→



→

→

→


→

→

→




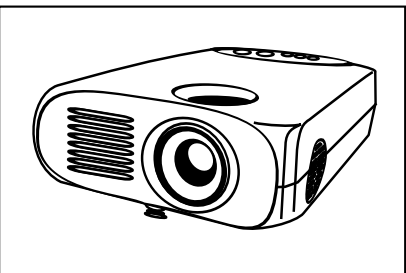

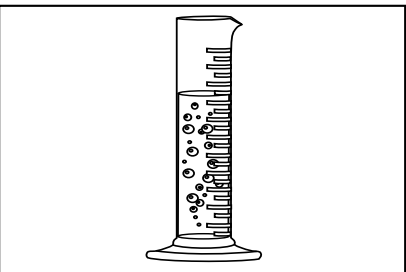
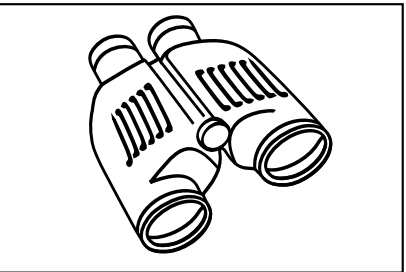
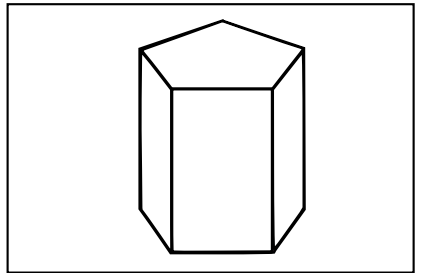





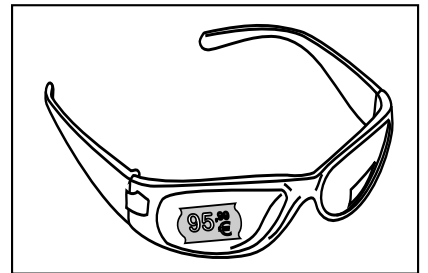

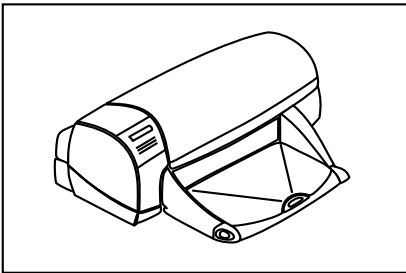


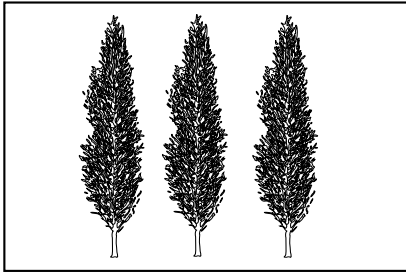
Nombre:



Fecha:

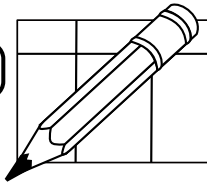


Recorta y pega en tu cuaderno. Escribe la palabra





Nombre:



Fecha:



Completa las siguientes palabras y clasificalas en el dibujo que tenga su sílaba

pra - pre - pro - pri - pru



___dera

___ela

___máticos

a___nder

___hibido

com___dor

___dencia

a___elas

___ncipe

de___dador

___bador

tem___no

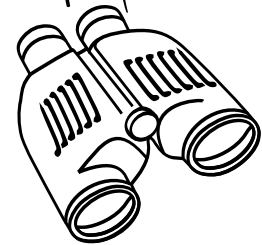
im___mir

___so

com___bar

ORDENA

LAS PALABRAS



Large grid area for writing answers, with arrows on the left side.

pr



Grid area for writing answers, with arrows on the left side.

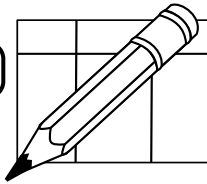
pr



Grid area for writing answers, with arrows on the left side.



Nombre:



Fecha:



Completa las siguientes palabras y clasificalas en el dibujo que tenga su sílaba

pra - pre - pro - pri - pru



___dera

___ela

___máticos

a___nder

___hibido

com___dor

___dencia

a___elas

___ncipe

de___dador

___bador

tem___no

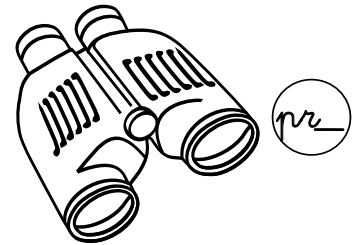
im___mir

___so

com___bar

ORDENA

LAS PALABRAS



Handwriting practice lines with arrows for the landscape image.

Handwriting practice lines with arrows for the burglar image.

Handwriting practice lines with arrows for the binoculars image.

pr

Handwriting practice lines with arrows for the 'pr' label.

pr



Handwriting practice lines with arrows for the 'pr' label.




Nombre:





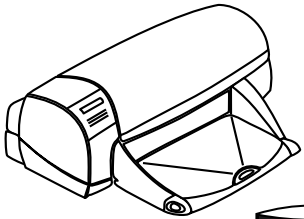

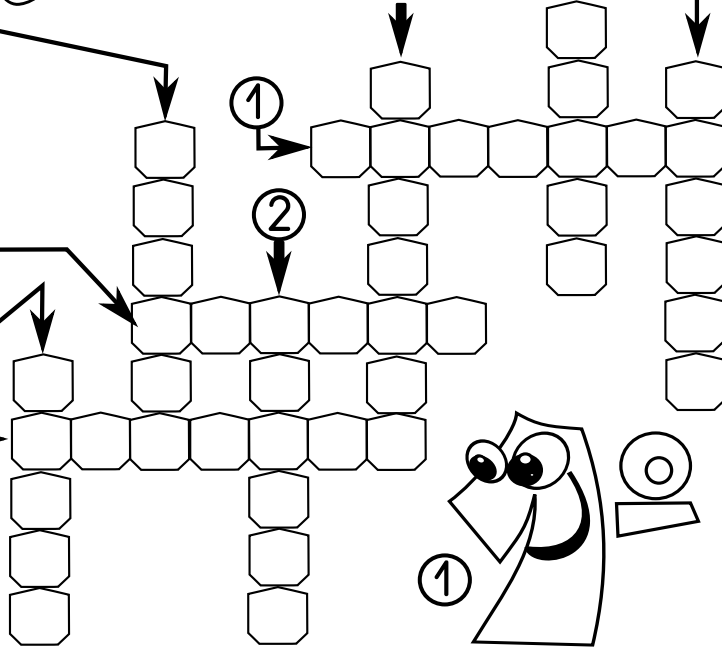
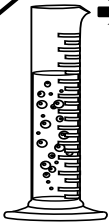
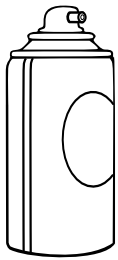



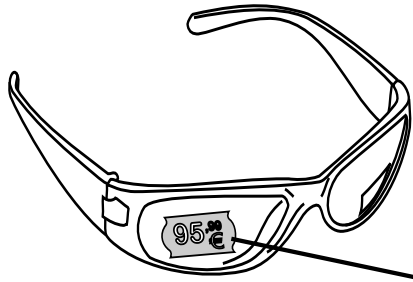
Fecha:





Completa el crucigrama y



escribe las palabras abajo



G	P	R	I	S	M	A	P	N	P	K
E	F	L	L	A	D	R	R	Q	R	C
X	P	P	A	C	T	I	I	R	I	P
P	R	I	M	E	R	O	S	R	N	R
R	O	U	O	R	E	O	M	J	C	O
I	Y	M	R	L	R	R	A	S	E	F
M	E	A	N	E	T	A	T	P	S	E
I	C	C	S	A	B	F	I	R	A	S
D	T	A	P	A	D	O	C	E	Y	O
O	O	A	A	A	D	A	O	S	R	R
R	R	I	M	P	R	E	S	O	R	A



→



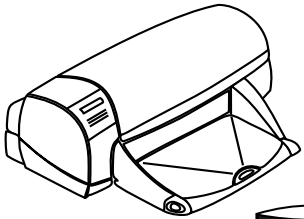

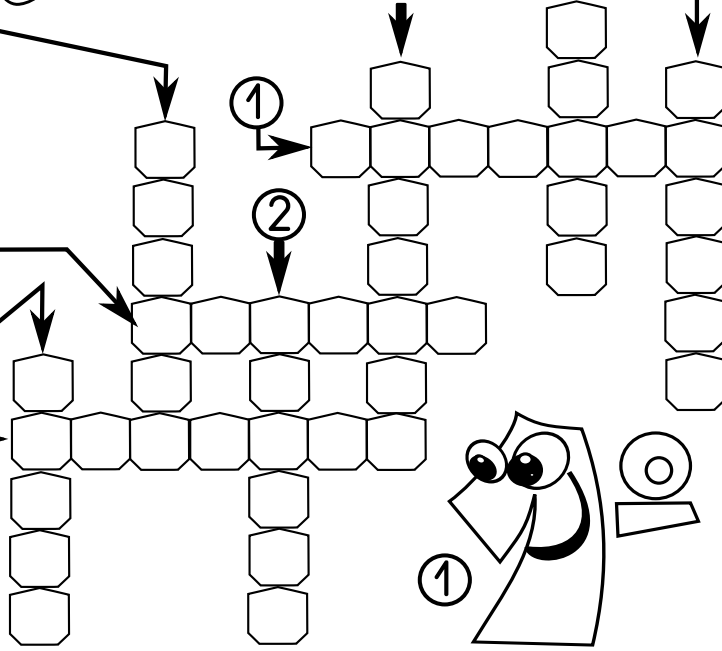
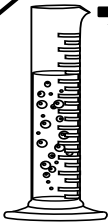
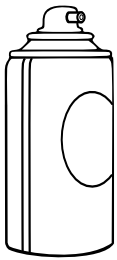



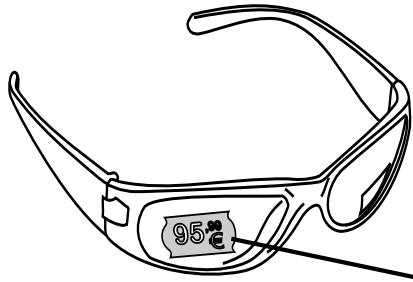
→

Nombre: _____

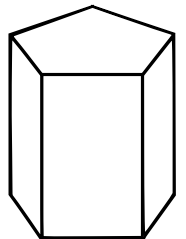


Fecha: _____



Completa el crucigrama y escribe las palabras abajo



G	P	R	I	S	M	A	P	N	P	K
E	F	L	L	A	D	R	R	Q	R	C
X	P	P	A	C	T	I	I	R	I	P
P	R	I	M	E	R	O	S	R	N	R
R	O	U	O	R	E	O	M	J	C	O
I	Y	M	R	L	R	R	A	S	E	F
M	E	A	N	E	T	A	T	P	S	E
I	C	C	S	A	B	F	I	R	A	S
D	T	A	P	A	D	O	C	E	Y	O
O	O	A	A	A	D	A	O	S	R	R
R	R	I	M	P	R	E	S	O	R	A






→ _____

→ _____

→ _____



Ordena las siguientes sílabas y escribe las palabras en tu cuadernos.



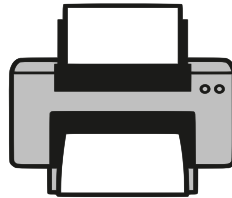


pres-ci

mis-pre

a-bar-pro

pri-ra-me

prin-pe-ci



sor-sa-pre

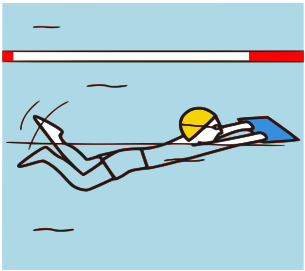
pro-tor-yec

ex-pri-dor-mi

pris-má-cos-ti

im-pre-ra-so

Ordena las siguientes palabras y escribe las frases en tu cuaderno.



Mi a nadar. primo aprende

El futuro. mago precide el



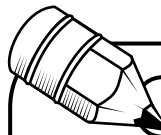
Mi la compra. padre hace



Aquí prohibido fumar. está

sorpresa. Me han dado una






Nombre: _____



Fecha: _____



Pra - Pri - Pru - Pro - Pre

COLOREA SEGUN LAS CLAVES Y DESCUBRE UN DIBUJO

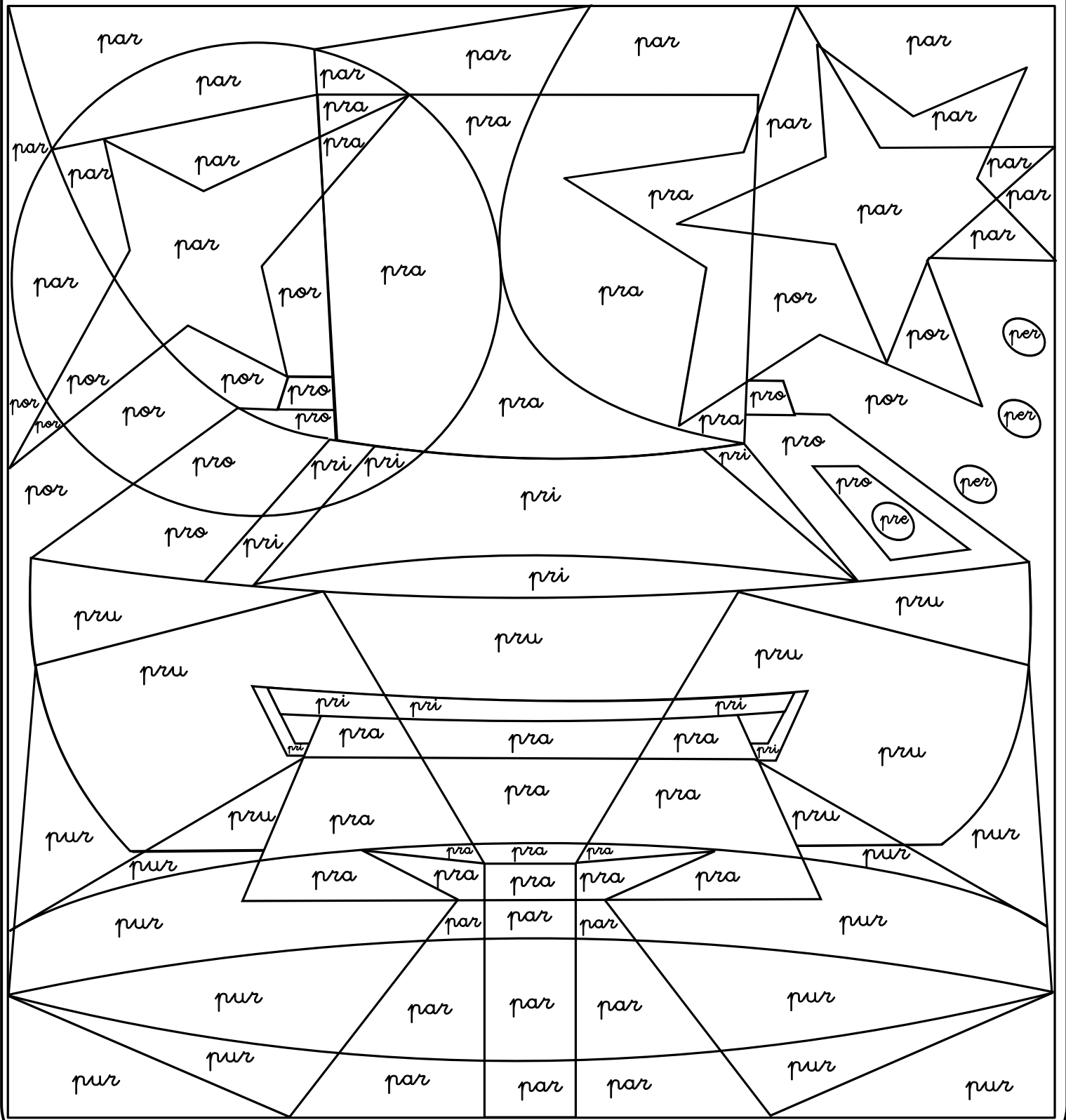
pra amarillo

pri azul

pre rojo


pro - pru gris

par - per - pir - por - pur de verde





Nombre:



Fecha:



Inventa frases, con los dibujos que hay en los recuadros, en las que aparezcan palabras con la letra:



luchar
ganar
capturár
...

vigilar
mirar
observar
...

comprar
llenar
llevar
...

aprender
enseñar
ir
...

poner
cocinar
usar
...

comprar
leer
ojar
...

luchar
ganar
capturár
...

vigilar
mirar
observar
...

comprar
llenar
llevar
...

aprender
enseñar
ir
...

poner
cocinar
usar
...

comprar
leer
ojar
...

luchar
ganar
capturár
...

vigilar
mirar
observar
...

comprar
llenar
llevar
...

aprender
enseñar
ir
...

poner
cocinar
usar
...

comprar
leer
ojar
...

luchar
ganar
capturár
...

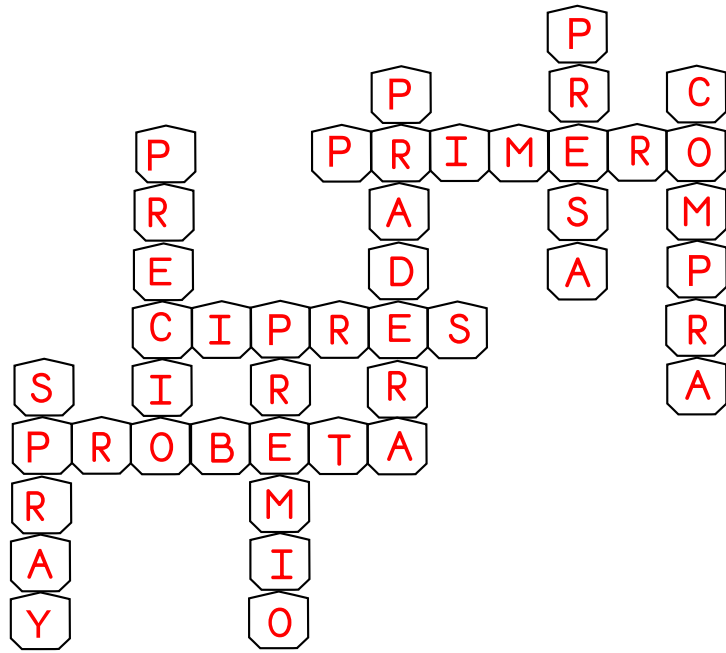
vigilar
mirar
observar
...

comprar
llenar
llevar
...

aprender
enseñar
ir
...

poner
cocinar
usar
...

comprar
leer
ojar
...



G	P	R	I	S	M	A	P	N	P	K
E	F	L	L	A	D	R	R	Q	R	C
X	P	P	A	C	T	I	I	R	I	P
P	R	I	M	E	R	O	S	R	N	R
R	O	U	O	R	E	O	M	J	C	O
I	Y	M	R	L	R	R	A	S	E	F
M	E	A	N	E	T	A	T	P	S	E
I	C	C	S	A	B	F	I	R	A	S
D	T	A	P	A	D	O	C	E	Y	O
O	O	A	A	A	D	A	O	S	R	R
R	R	I	M	P	R	E	S	O	R	A

