


va ve vi vo vu


 Rodea las palabras correctas y copia 2 veces.

9 nieve
nueve



veinte
ventana

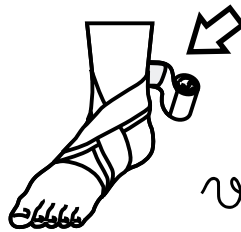
 Completa con "va, ve, vi, vo, vu" y copia.



a...ón




E....

 vela
venda



nieve
nueve



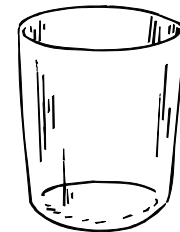
pa....



...no

20 vente
veinte

 venda
vena



...so

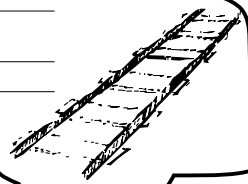


mani...la


va ve vi vo vu

 Forma palabras.


a _____
 ví _____



vas _____




la _____
 ve _____



no _____
 vi _____



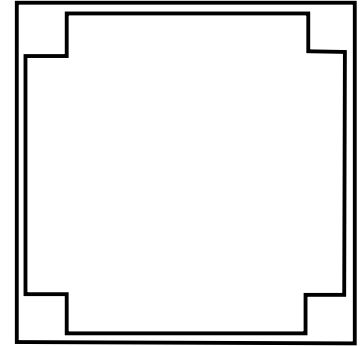
_____ pa _____



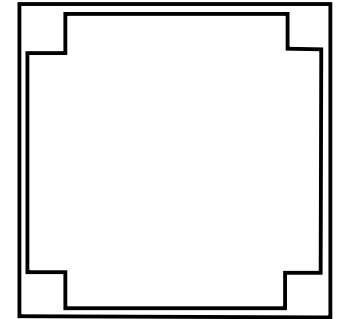
vo _____

 Forma frases y dibuja.

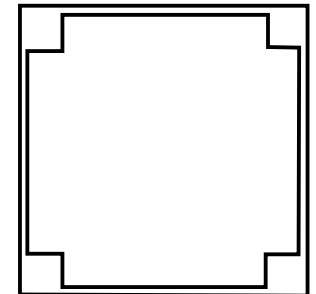
Esa _____
 vuela. ave




El _____
 vomita. _____
 parvo



ve _____
 Silvia a _____
 David.




va ve vi vo vu

 Escribe los nombres.

1




3




5

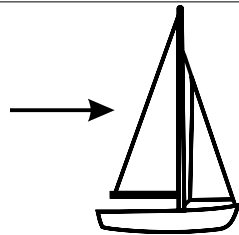






4




6




 Escribe los números en las frases y copia.




La novia va a la boda.




El viento mueve la vela.




Vito lava los vasos.



El viento mueve la veleta.




Vanesa lee la novela.

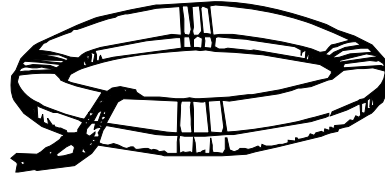


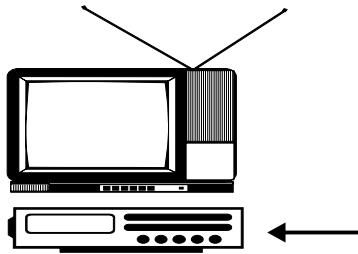
Eva pone el vestido.


va ve vi vo vu

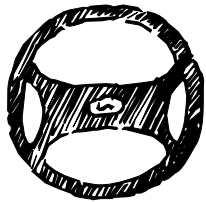
 Escribe los nombres.















 Lee y dibuja en el sitio apropiado.

vas ventana
vestido oliva saliva
nueve vaso vela

VA

VE

avispa-salvavidas-video-violín-volante-televisión

NOMBRE:

FECHA:

VIO.

va

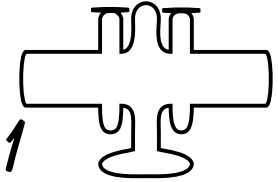
ve

vi

vo

vu

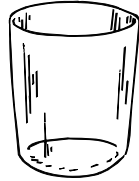
Escribe los nombres con mayúsculas en el crucigrama.



1



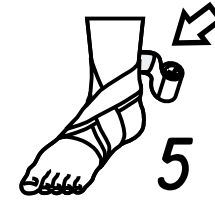
2




3



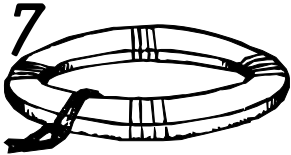
4



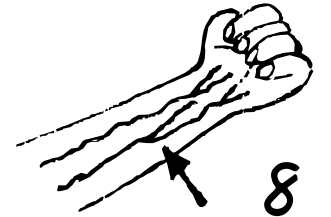
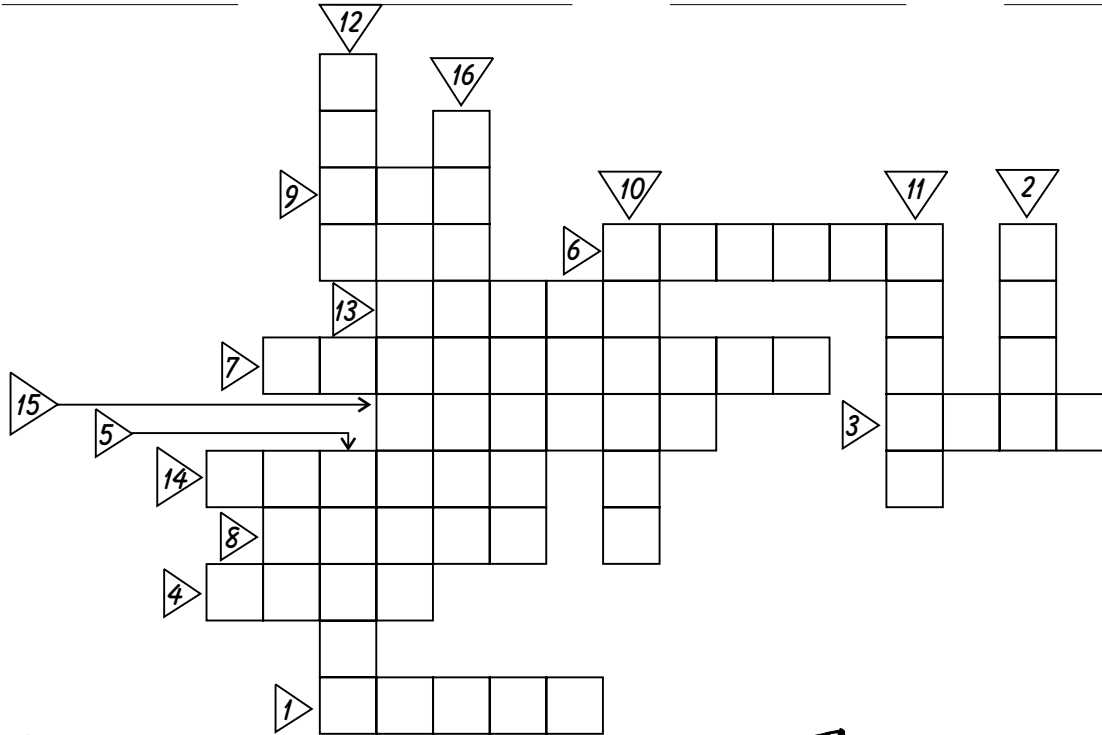
5




6



7



8



9

20

10



11



12



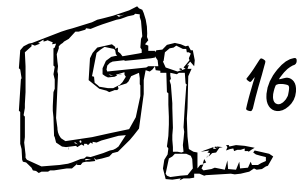
13



14



15



16

NOMBRE:

FECHA:

VO1.

va

ve

vi

vo

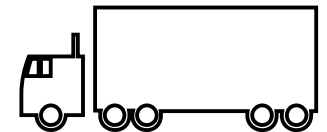


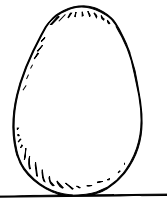
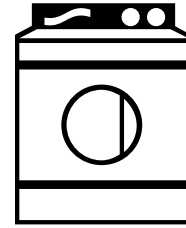


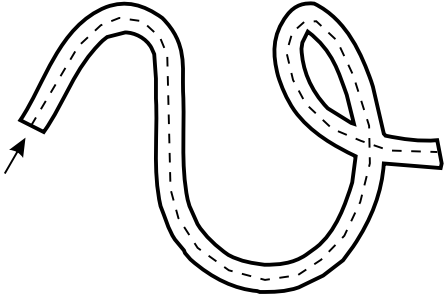
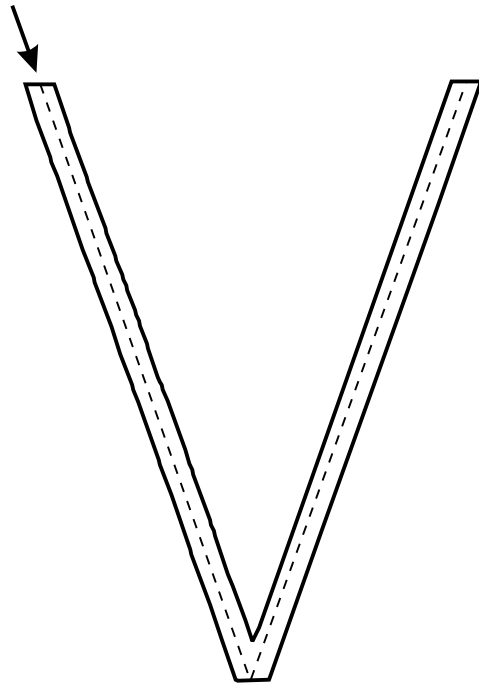

vu



Repasa, pinta y copia.



Rodea y pinta las cosas que tengan la letra "v"



va va va va va

V V V V

va ve vi vo vu

NOMBRE:

FECHA:

V02.


va

ve

vi

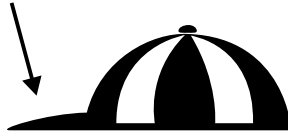
vo

vu

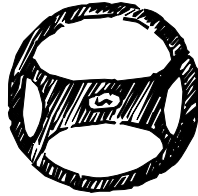
 Une, copia y pinta.

 Rodea y pinta las cosas que tengan la letra "v"


va



ve



vi



vo



vu



ave



selva



violeta



novela



avioneta



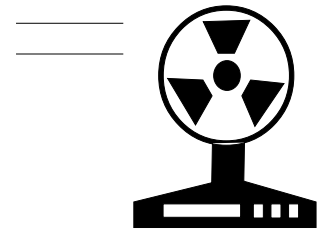

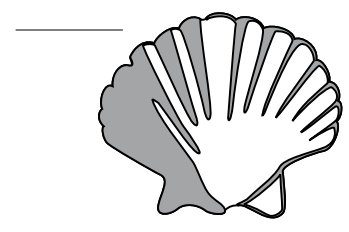


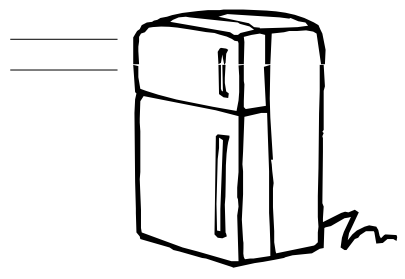
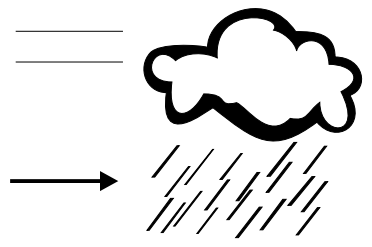




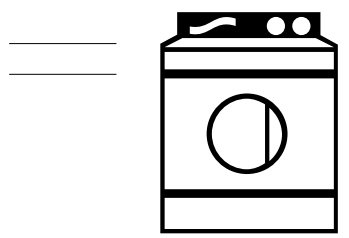



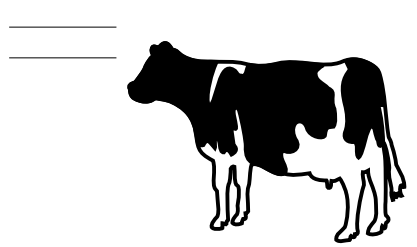
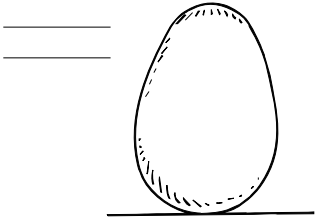
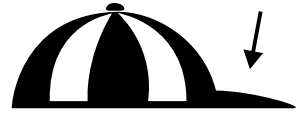
saliva



va ve vi vo vu

 Observa si los dibujos tienen "va, ve, vi, vo, vu", y escríbelo.



vi



va ve vi vo vu

Escribe cada palabra en el sitio adecuado.



ave avioneta lavabo
Vanessa veneno violín



Handwriting practice lines for the word 'veneno'.

Handwriting practice lines for the word 'violín'.

Handwriting practice lines for the word 'avioneta'.



Handwriting practice lines for the word 'ave'.

Handwriting practice lines for the word 'lavabo'.


Handwriting practice lines for the name 'Vanessa'.

Rodea y repasa la letra "v".

A large rectangular box containing a grid of letters for a tracing exercise. The letters are arranged in a roughly 10x6 grid. The letters included are 'u', 'n', 'v', 'b', and 'u'. The 'v' characters are the target for the exercise.

va ve vi vo vu

 Observa y escribe uniendo las sílabas:



Na vi dad






ven da val






vo lei vol





na ve





vo mi ta