


T

t

T


t



Nombre:




Fecha:




Lectura


te tu to ta ti



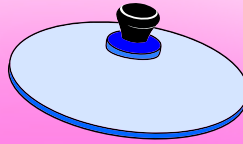
moto



auto



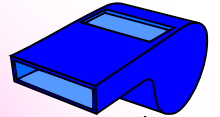
pato



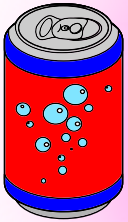
tapa



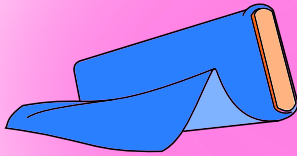
seta



pito



lata



tela



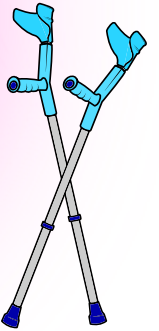
topo




siete




potito




muleta



patatas



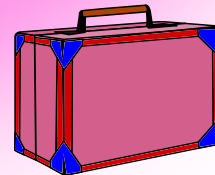
tomate



aleta



pelota



maleta

Mi tío Matías usa su auto o su moto.

Tomás pela patatas y Teo tomates.

Maite saltó al suelo y pisó la pelota.

El topo tapa los tomates y la seta.

La tela tapa la muleta y la maleta.

Pepito toma siete potitos y seis latas.


Nombre:

Fecha:




## Lectura

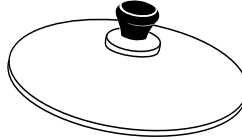
te tu to ta ti



auto



pato



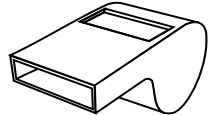
tapa



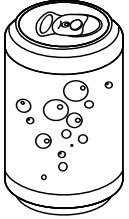
seta



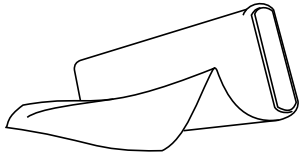
moto



pito




lata




tela




topo




siete




potito




muleta



patatas



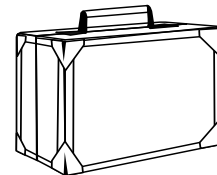
tomate



aleta



pelota



maleta

Mi tío Matías usa su auto o su moto.


Tomás pela patatas y Teo tomates.

Maite saltó al suelo y pisó la pelota.

El topo tapa los tomates y la seta.

La tela tapa la muleta y la maleta.






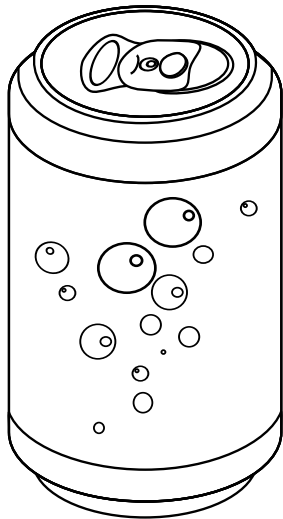
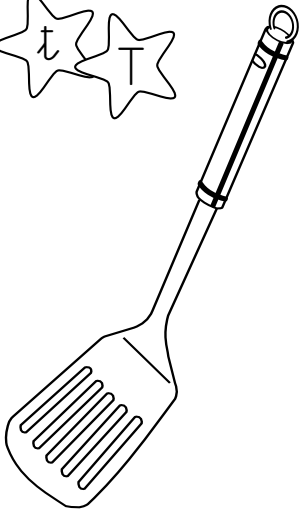
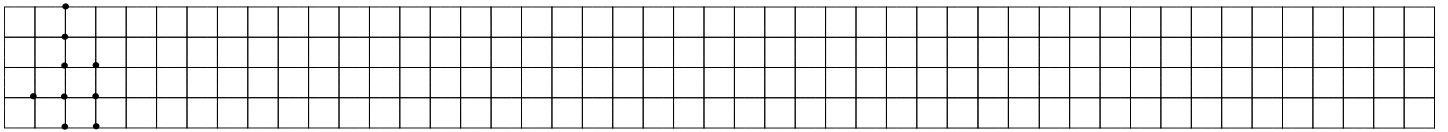
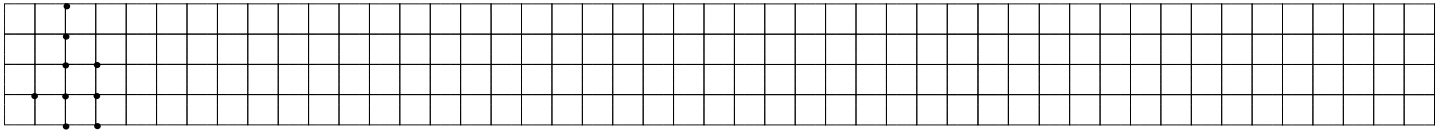
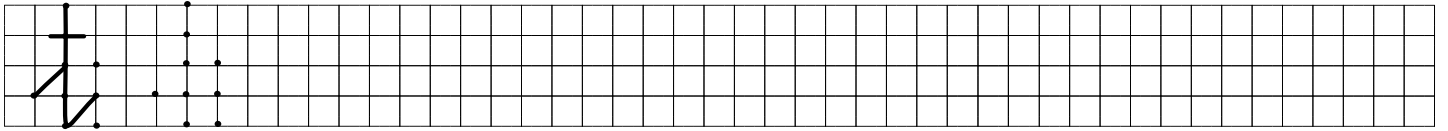
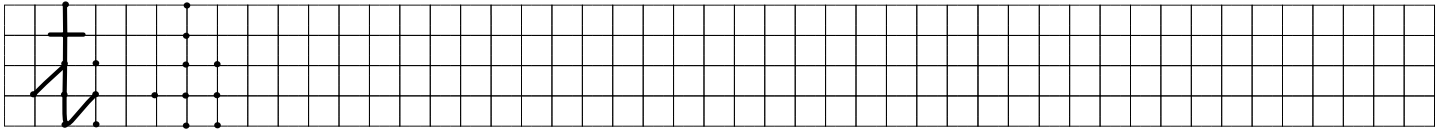
Pepito toma siete potitos y seis latas.




Nombre:



Fecha:





Nombre:

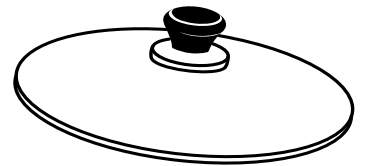

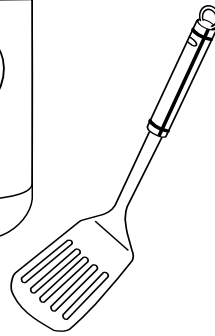


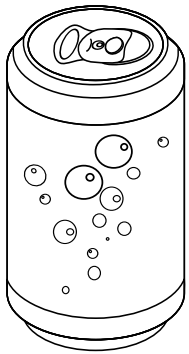


Fecha:



Escribe la letra "t" y el nombre de los dibujos.

Handwriting practice grid with three rows of lowercase 't' and three rows of uppercase 'T' for tracing.



A large grid for writing the names of the objects shown in the illustrations above.

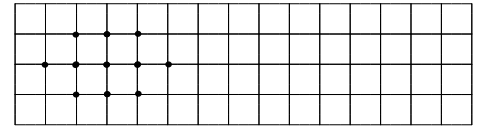
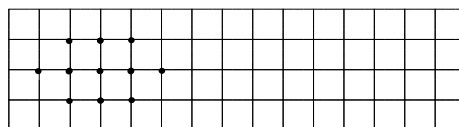
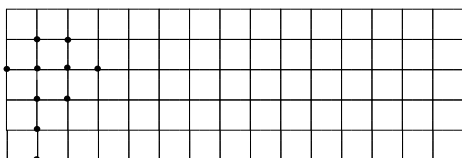
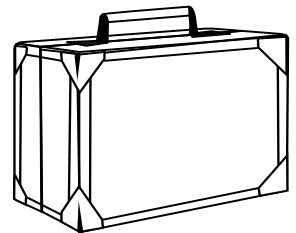
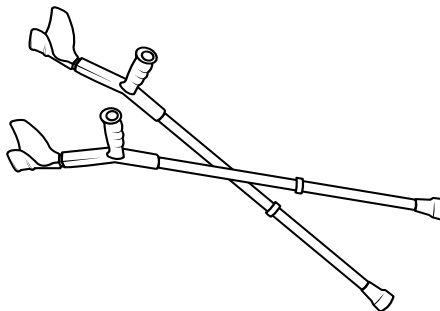


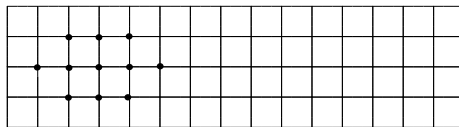
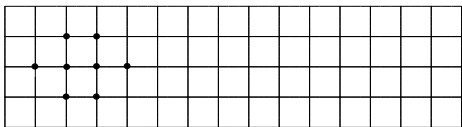



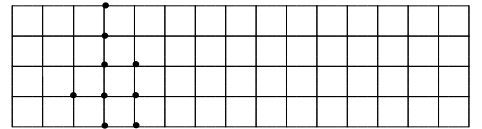

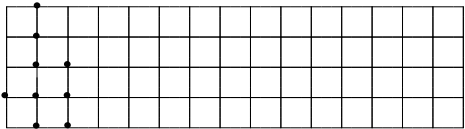
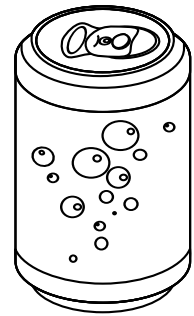




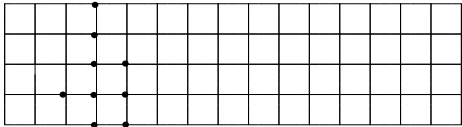
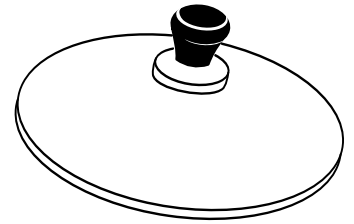
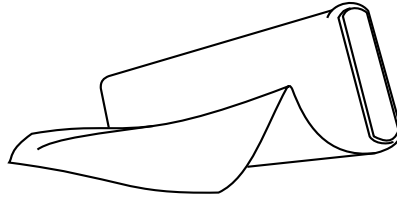




Nombre:

Fecha:



Escribe el nombre de cada personaje y objeto

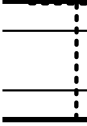
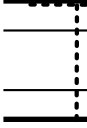
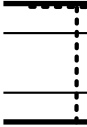
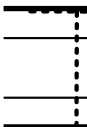

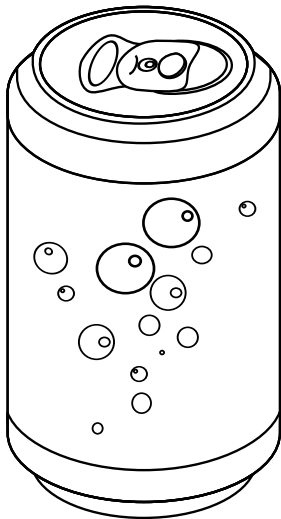
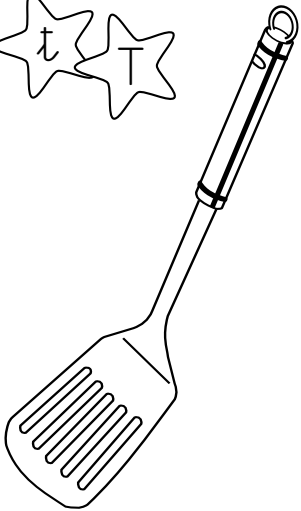
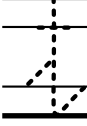
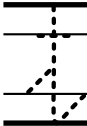


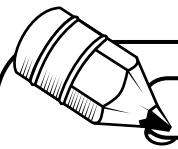


Nombre:



Fecha:





Nombre:



Fecha:



Escribe la letra "t" y el nombre de los dibujos.

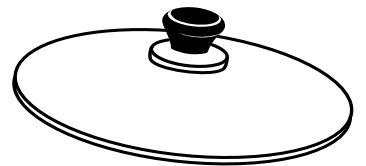

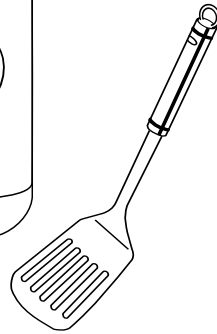


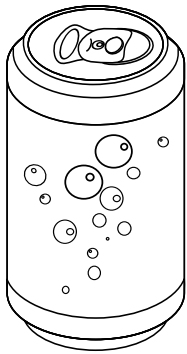
t t t t t t t t t t t t t t t

t . . . . .

t . . . . .

T T T T T T T T T T T T T T T

T . . . . .



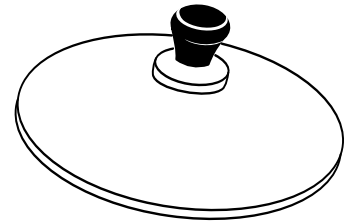
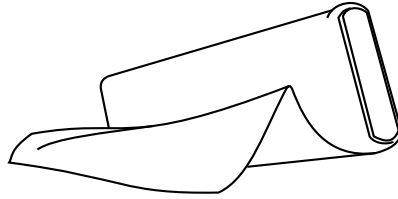

Blank handwriting lines for labeling the objects.



Nombre:

Fecha:

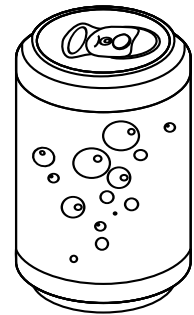


Escribe el nombre de cada personaje y objeto



t

t




t



t

u

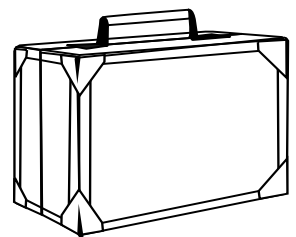
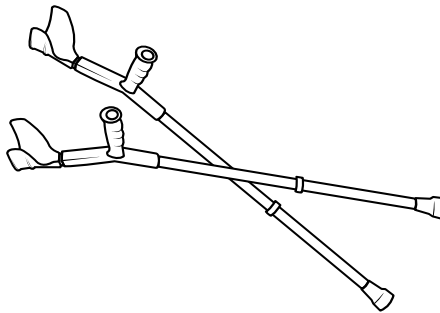

t



o

m

o



u

m


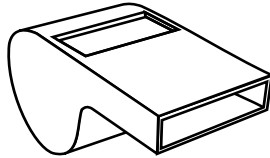
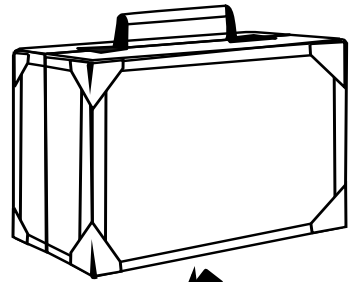

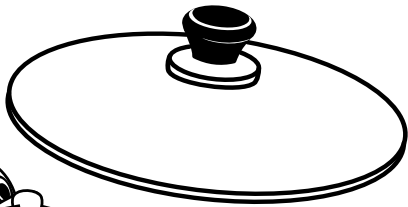
m

Nombre: \_\_\_\_\_


Fecha: \_\_\_\_\_




①





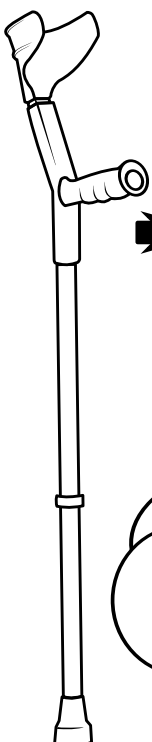
①




②




②



Realiza el crucigrama colocando una letra del dibujo en cada casilla.



Nombre:



Fecha:



Recorta y pega en tu cuaderno. Escribe la vocal

