




g  
gi

G  
Gl  
GI



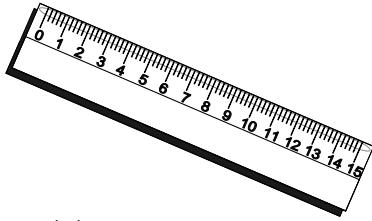
Nombre:




Fecha:




gla - gle - glo - gli - glu



Una regla



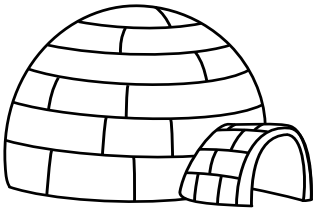
Inglés



Una glorieta



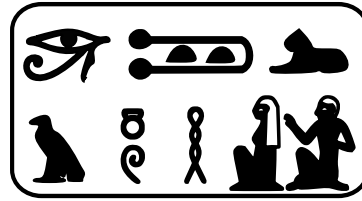
La iglesia



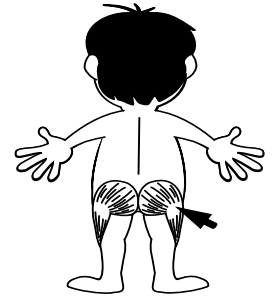
Un iglú



Un gladiador




Un jeroglífico



Los glúteos




Unos Gladiolos



Dos globos



Un globo  
terraqueo



Un globo  
aerostático

Ángel ha tenido hoy un día de gloria, su galgo corrió la carrera del siglo y aglutinó todos los premios. Un periodista le ha hablado en inglés sobre una maniobra antirreglamentaria de su perro y él que no es políglota, no sabe lo que le han dicho. Oye el glughú de su galgo bebiendo y glotoneando las galletas que ha ganado.





Nombre:



Fecha:



Escribe "gl" y el nombre de los dibujos.



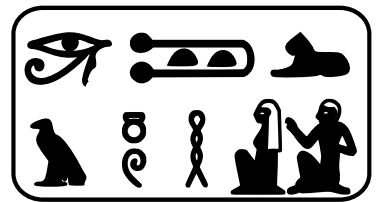




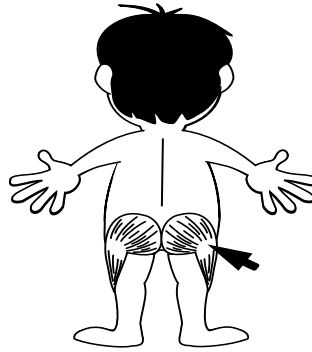

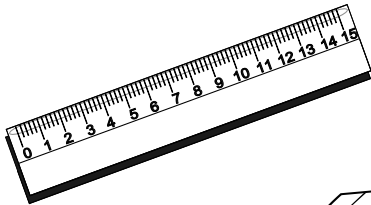
→ gla gle glo glu gli gla gle glo glu gli

→ (dotted tracing line)

→ (dotted tracing line)

→ (dotted tracing line)

→ (dotted tracing line)



→

→

→

→

→

→



Nombre:



Fecha:



Escribe "gl" y el nombre de los dibujos.



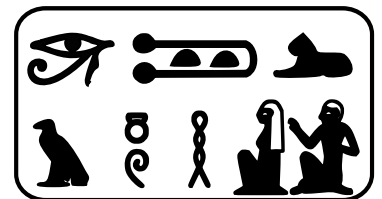





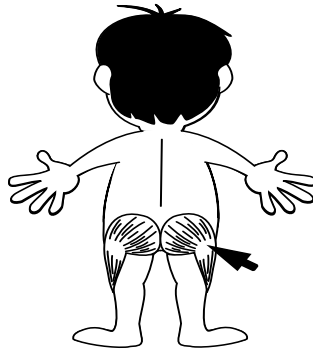

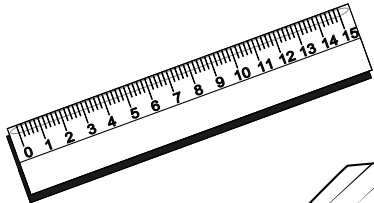
→ gla gle glo glu gli gla gle glo glu gli

→ gla gle glo glu gli gla gle glo glu gli

→ . . . . .

→ . . . . .

→ . . . . .



→

→

→


→

→

→



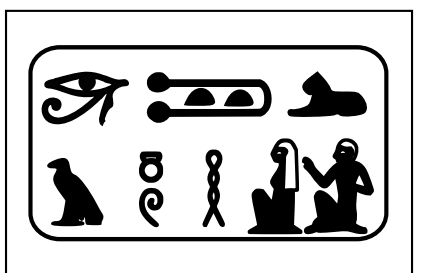


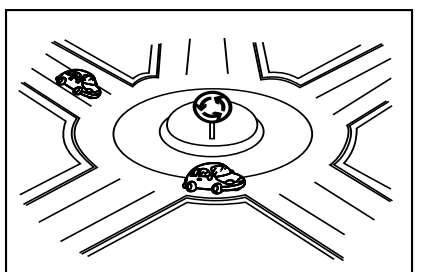
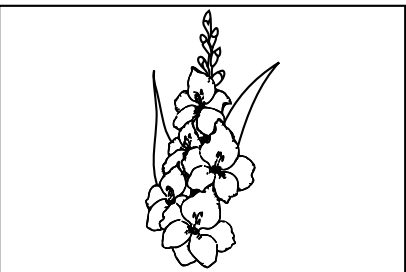



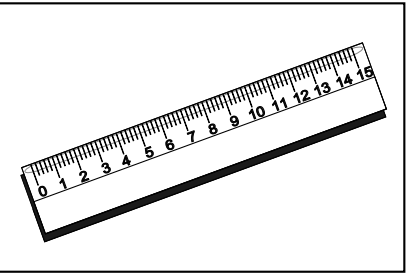
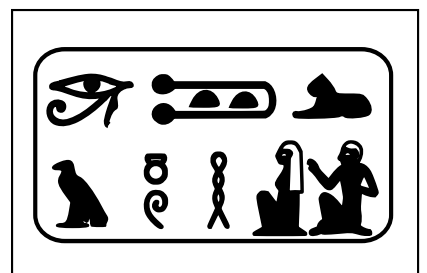


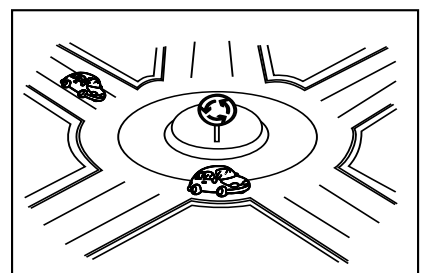


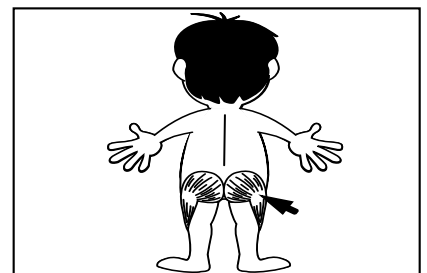

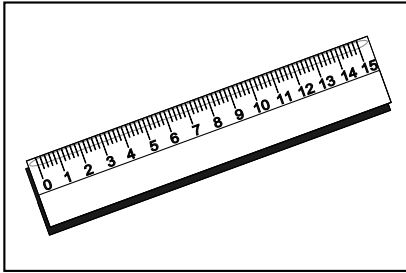
Nombre:



Fecha:

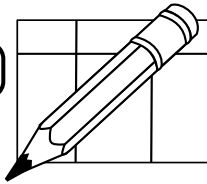


Recorta y pega en tu cuaderno. Escribe la palabra





Nombre: \_\_\_\_\_



Fecha: \_\_\_\_\_



Completa las siguientes palabras y clasificalas en el dibujo que tenga su sílaba

gla - gle - glo - gli - glu



in\_\_terra

in\_\_

\_\_cerina

\_\_ria

\_\_cosa

jun\_\_

i\_\_sia

ne\_\_gente

si\_\_

\_\_ten

\_\_cial

in\_\_s

jero\_\_fico

\_\_tón

\_\_teos


ORDENA

LAS PALABRAS

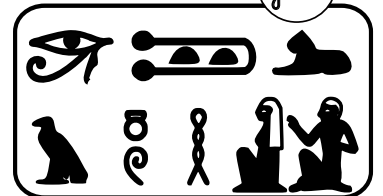
gl\_



gl\_



gl\_

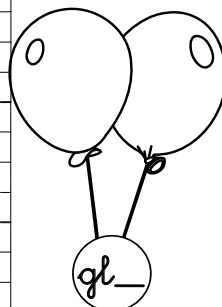


Large grid for writing the words.



gl\_

Grid for writing the word 'guerrero'.

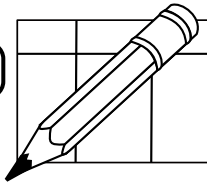


gl\_

Grid for writing the word 'globos'.



Nombre: \_\_\_\_\_



Fecha: \_\_\_\_\_



Completa las siguientes palabras y clasificalas en el dibujo que tenga su sílaba

gla - gle - glo - gli - glu



in\_\_terra

in\_\_

\_\_cerina

\_\_ria

\_\_cosa

jun\_\_

i\_\_sia

ne\_\_gente

si\_\_

\_\_ten

\_\_cial

in\_\_s



jero\_\_fico

\_\_tón

\_\_teos

ORDENA

LAS PALABRAS



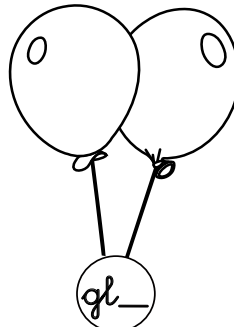
Handwriting practice lines with arrows

Handwriting practice lines with arrows

Handwriting practice lines with arrows




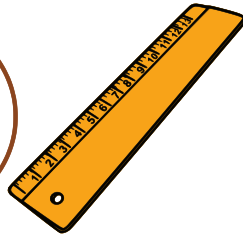

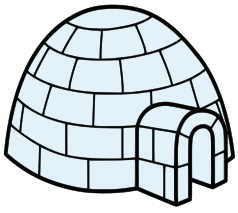
Handwriting practice lines with arrows



Handwriting practice lines with arrows



Ordena las siguientes sílabas y escribe las palabras en tu cuaderno.




glú-i

bo-glo

tén-glu

gla-re

glu-os-te



a-glar-rre


gla-los-dio

tó-glo-na

i-sia-gle


je-ro-fi-co-gli

Ordena las siguientes palabras y escribe las frases en tu cuaderno.



Ángel globo azul. infla un


inglesa. la Dame llave



ÑAM  
ÑAM

Mi es un hermano glotón.

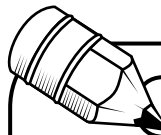
tardes. inglés por las Estudio



Gloria Inglaterra. a viaja







Nombre: \_\_\_\_\_



Fecha: \_\_\_\_\_

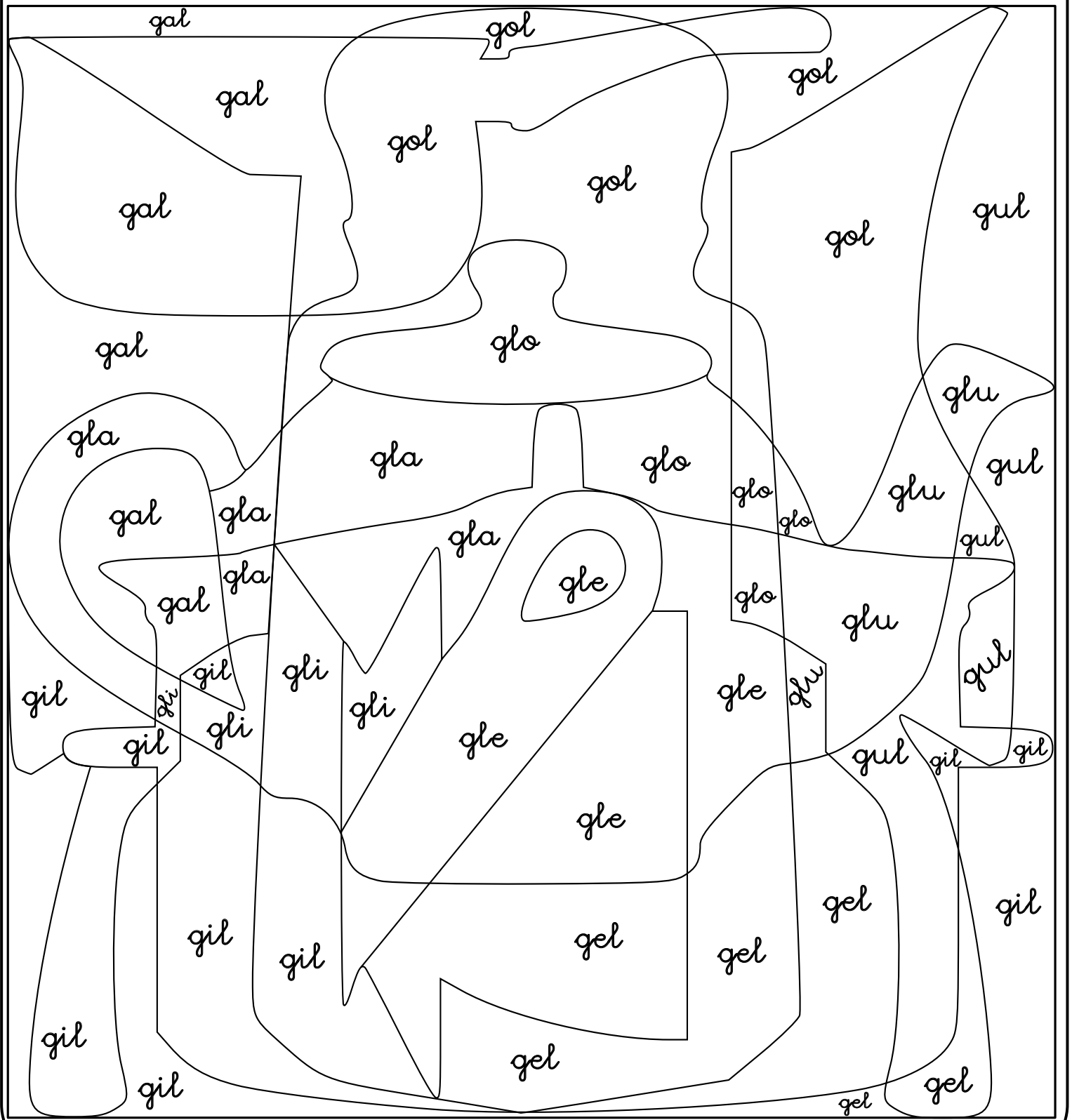


Gla - Gli - Glu - Glo - Gle

COLOREA SEGUN LAS CLAVES Y DESCUBRE UN DIBUJO

gla - gle - gli - glo - glu de amarillo

gal - gel - gil - gol - gul de verde



Nombre:

Fecha:



Inventa frases, con los dibujos que hay en los recuadros, en las que aparezcan palabras con la letra:




romper  
tirar  
partir  
...




inflar  
explotar  
escapar  
...




ir  
rezar  
estar  
...




elevar  
subir  
inflar  
...




usar  
buscar  
utilizar  
...




construir  
entrar  
vivir  
...




romper  
tirar  
partir  
...




inflar  
explotar  
escapar  
...





ir  
rezar  
estar  
...





elevar  
subir  
inflar  
...




usar  
buscar  
utilizar  
...

construir  
entrar  
vivir  
...




romper  
tirar  
partir  
...




inflar  
explotar  
escapar  
...




ir  
rezar  
estar  
...




elevar  
subir  
inflar  
...




usar  
buscar  
utilizar  
...




construir  
entrar  
vivir  
...




romper  
tirar  
partir  
...




inflar  
explotar  
escapar  
...





ir  
rezar  
estar  
...




elevar  
subir  
inflar  
...

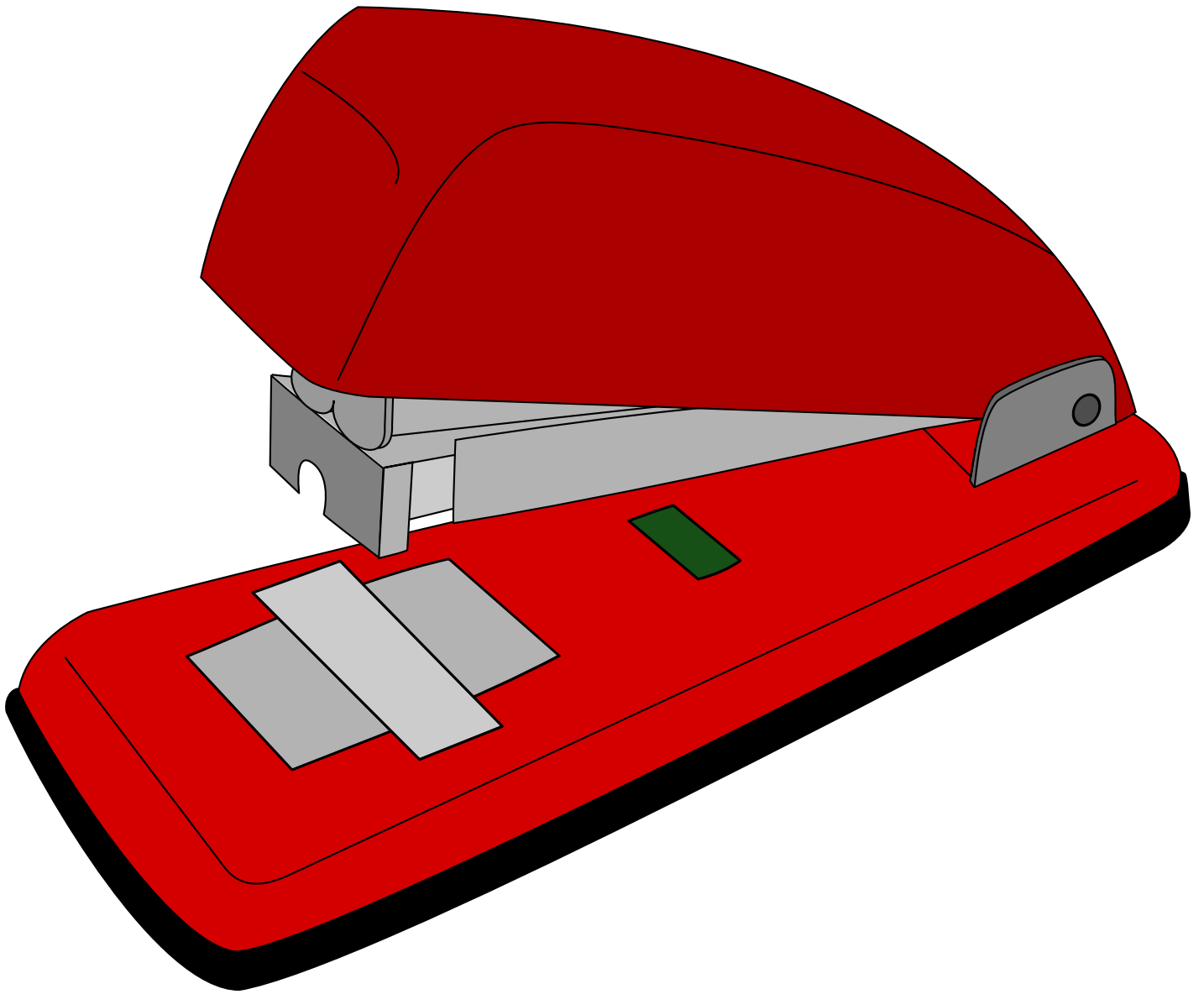



usar  
buscar  
utilizar  
...

construir  
entrar  
vivir  
...






gr Gr  
gr Gr

Nombre:


Fecha:



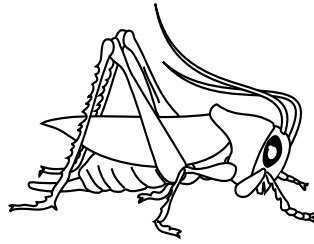
gra - gre - gro - gri - gru




Agricultor



Granada



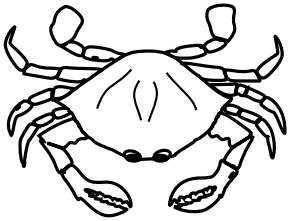
Grillo



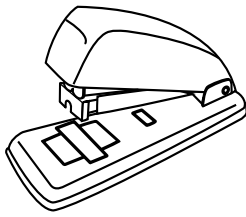
Engranajes




Kilogramo



Cangrejo



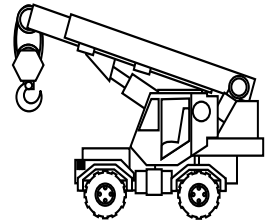
Grapadora



Matasuegras



Peligro




Grua




Ogro



Tigre



Grijo



Sangre



Congreso

Gregorio es un músico griego que compone canciones en pentagramas de colores. Tiene una pinta muy graciosa, con el pelo greñudo, grandes granos en la nariz y voz de grillo.

Ha grabado con su grupo una canción para el verano, que cuando la canta se nos llenan los ojos de lágrimas de alegría.



Nombre:



Fecha:



Escribe "gr" y el nombre de los dibujos.






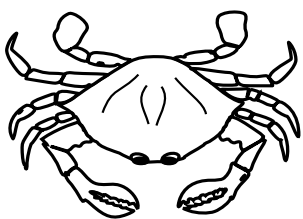
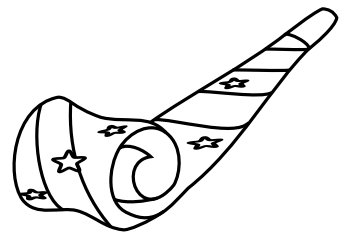



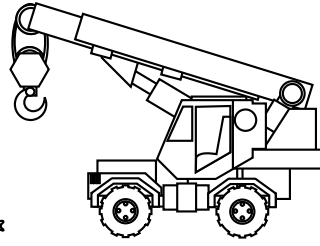
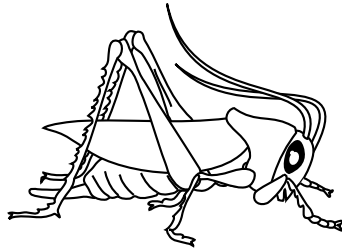


→ gra gre gro gru gri gra gre gro gru gri

→ gra gre gro gru gri gra gre gro gru gri

→

→

→



→

→

→

→

→

→



actiludis.com



focacupart.net23.net  
focacupart.wordpress.com





Nombre:



Fecha:



Escribe "gr" y el nombre de los dibujos.




→ gra gre gro gru gri gra gre gro gru gri

→ gra gre gro gru gri gra gre gro gru gri

→ . . . . .

→ . . . . .

→ . . . . .



→

→

→


→

→

→









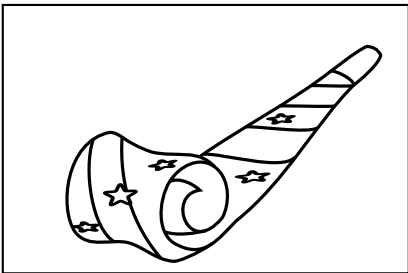
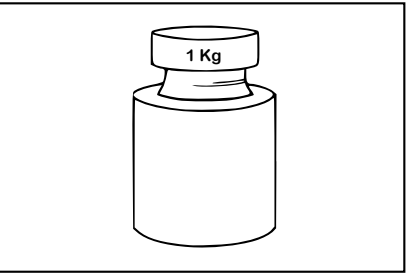

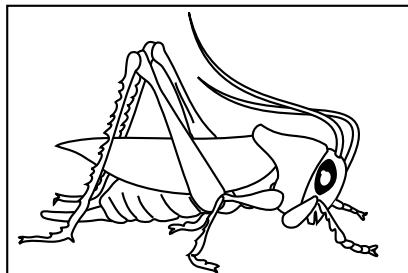
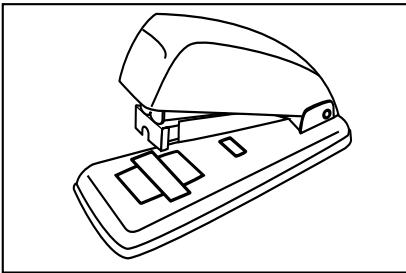
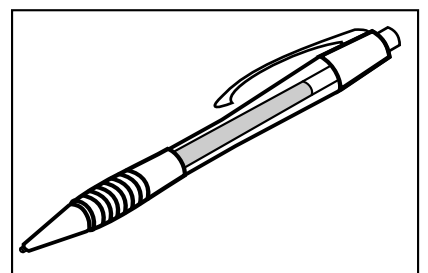
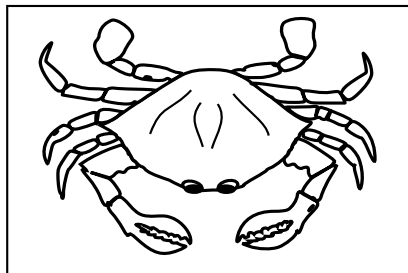
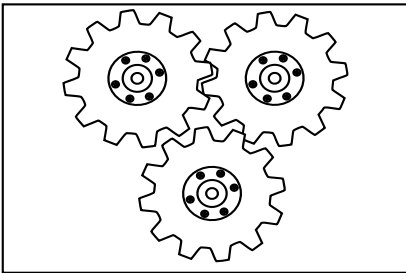



Nombre:



Fecha:

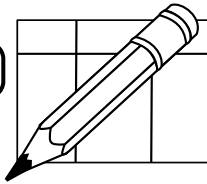


Recorta y pega en tu cuaderno. Escribe la palabra





Nombre: \_\_\_\_\_



Fecha: \_\_\_\_\_



Completa las siguientes palabras y clasificalas en el dibujo que tenga su sílaba

gra - gre - gro - gri - gru



\_\_\_ nada

con \_\_\_ so

mila \_\_\_

en \_\_\_ naje

can \_\_\_ jo

pele \_\_\_

san \_\_\_ a

\_\_\_ po

pere \_\_\_ no

\_\_\_ lla

\_\_\_ njera

vina \_\_\_


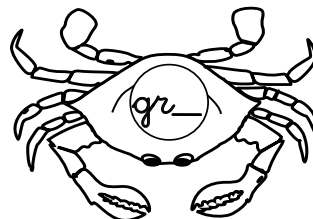
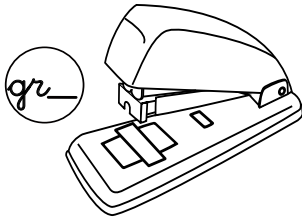
lá \_\_\_ ma

\_\_\_ ñir

o \_\_\_

ORDENA


LAS PALABRAS



Large grid for writing the words.



Grid for writing the word 'gru'.

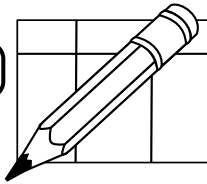


Grid for writing the word 'gru'.





Nombre: \_\_\_\_\_



Fecha: \_\_\_\_\_



Completa las siguientes palabras y clasificalas en el dibujo que tenga su sílaba

gra - gre - gro - gri - gru



\_\_\_ nada

con \_\_\_ so

mila \_\_\_

en \_\_\_ naje

can \_\_\_ jo

pe li \_\_\_

san \_\_\_ a

\_\_\_ po

pere \_\_\_ no

\_\_\_ lla

\_\_\_ njera

rina \_\_\_


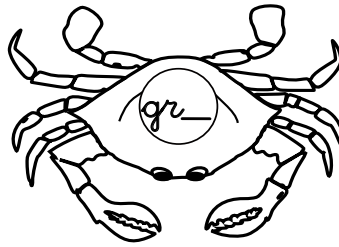
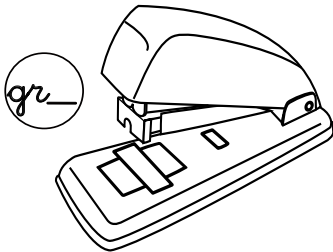
lá \_\_\_ ma

\_\_\_ ñir

o \_\_\_

ORDENA

LAS PALABRAS




Handwriting practice lines with arrows for the calculator section.

Handwriting practice lines with arrows for the crab section.

Handwriting practice lines with arrows for the crane section.






Handwriting practice lines with arrows for the wizard section.



Handwriting practice lines with arrows for the faucet section.



Ordena las siguientes sílabas y escribe las palabras en tu cuadernos.




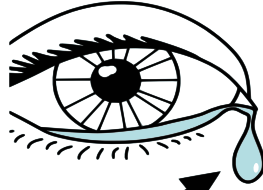
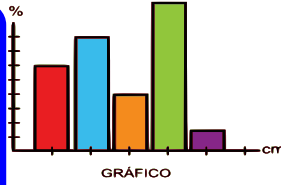
a-gru

nos-gra

gria-san

llo-gri

gra-da-na



con-so-gre

vi-gre-na

grá-co-fi

lá-ma-gri


fo-to-fi-a-gra

Ordena las siguientes palabras y escribe las frases en tu cuaderno.



Greta una granja. trabaja en

agricultora. Ana es




en el Hay muro. un grafiti

Oigo gramófono. discos en el

en un musical. grupo Paco toca






Nombre: \_\_\_\_\_



Fecha: \_\_\_\_\_



Gra - Gri - Gru - Gro - Gre

COLOREA SEGUN LAS CLAVES Y DESCUBRE UN DIBUJO

gra amarillo

gri marrón

gre rojo

gro - gru naranja

gar - ger - gir - gor - gur de azul



The grid contains the following syllables in various shapes:

- ger**: Top corners, left and right sides, and inside a large triangle.
- gre**: Inside a large triangle, a circle, and a smaller triangle.
- gir**: Inside a large triangle, a circle, and a small triangle.
- gra**: Inside a vertical rectangle, a small triangle, and a vertical rectangle.
- gru**: Inside a vertical rectangle, a large arch, a small arch, and a vertical rectangle.
- gor**: Inside a horizontal row of rectangles.
- gri**: Inside a large circle and a vertical rectangle.
- gro**: Inside a large circle, a vertical rectangle, and a vertical rectangle.
- gur**: Inside a vertical rectangle, a large arch, and a vertical rectangle.

Nombre:

Fecha:



Inventa frases, con los dibujos que hay en los recuadros, en las que aparezcan palabras con la letra:




Cultivar  
plantar  
recoger  
...




aliñar  
aderezar  
poner  
...




resolver  
hacer  
gustar  
...




escribir  
anotar  
apuntar  
...




hacer  
hechar  
realizar  
...




retirar  
llevar  
cargar  
...




Cultivar  
plantar  
recoger  
...





aliñar  
aderezar  
poner  
...




resolver  
hacer  
gustar  
...




escribir  
anotar  
apuntar  
...




hacer  
hechar  
realizar  
...




retirar  
llevar  
cargar  
...




Cultivar  
plantar  
recoger  
...




aliñar  
aderezar  
poner  
...




resolver  
hacer  
gustar  
...




escribir  
anotar  
apuntar  
...




hacer  
hechar  
realizar  
...




retirar  
llevar  
cargar  
...




Cultivar  
plantar  
recoger  
...




aliñar  
aderezar  
poner  
...




resolver  
hacer  
gustar  
...




escribir  
anotar  
apuntar  
...




hacer  
hechar  
realizar  
...





retirar  
llevar  
cargar  
...

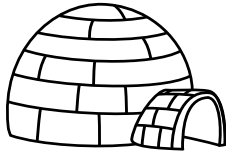

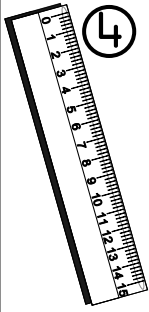




Nombre:

Fecha:



Completa el crucigrama y escribe las palabras abajo.


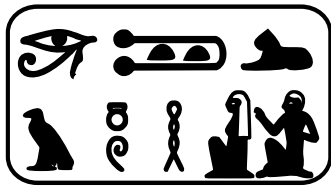
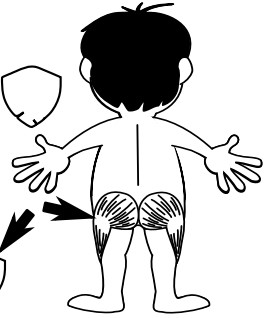


1

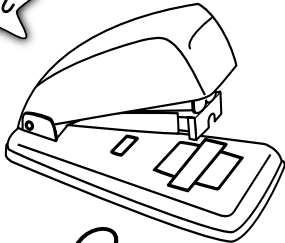

2

4


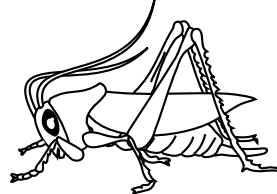
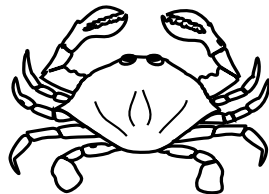



3



2



G	R	I	L	L	O	F	C	I	R	K
F	G	E	F	A	D	R	A	Q	C	I
F	R	L	S	C	T	I	N	R	M	L
T	I	G	R	E	R	O	G	R	O	O
E	F	L	F	R	E	O	R	J	U	G
G	O	O	R	L	R	E	S	C	R	
O	L	T	G	R	U	A	J	T	R	A
N	A	C	S	A	B	F	O	A	S	M
G	R	A	P	A	D	O	R	A	Z	O
G	R	A	N	A	D	A	A	T	R	C
F	R	U	T	E	S	A	N	G	R	E




→

→

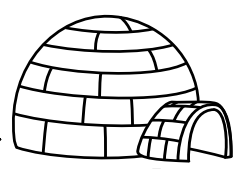

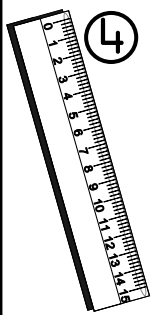


Nombre: \_\_\_\_\_

Fecha: \_\_\_\_\_



Completa el crucigrama y escribe las palabras abajo.

Gl gl

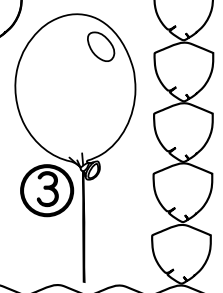

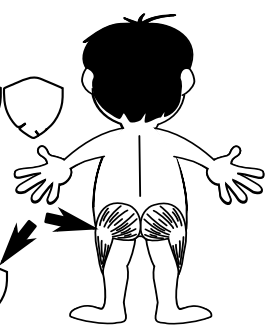


1


2

4

3




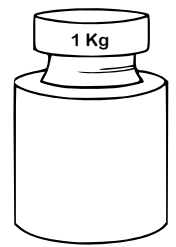





2



G	R	I	L	L	O	F	C	I	R	K
F	G	E	F	A	D	R	A	Q	C	I
F	R	L	S	C	T	I	N	R	M	L
T	I	G	R	E	R	O	G	R	O	O
E	F	L	F	R	E	O	R	J	U	G
G	O	O	R	L	R	R	E	S	C	R
O	L	T	G	R	U	A	J	T	R	A
N	A	C	S	A	B	F	O	A	S	M
G	R	A	P	A	D	O	R	A	Z	O
G	R	A	N	A	D	A	A	T	R	C
F	R	U	T	E	S	A	N	G	R	E

Gr gr



→ \_\_\_\_\_

→ \_\_\_\_\_

→ \_\_\_\_\_

I G L E S I A  
 N  
 G L O B O  
 L  
 G  
 G L O R I E T A  
 A E S  
 I D G  
 G L A D I O L O  
 L A A  
 U D  
 J E R O G L I F I C O  
 R

G	R	I	L	L	O	F	C	I	R	K
F	G	E	F	A	D	R	A	Q	C	I
F	R	L	S	C	T	I	N	R	M	L
T	I	G	R	E	R	O	G	R	O	O
E	F	L	F	R	E	O	R	J	U	G
G	O	O	R	L	R	R	E	S	C	R
O	L	T	G	R	U	A	J	T	R	A
N	A	C	S	A	B	F	O	A	S	M
G	R	A	P	A	D	O	R	A	Z	O
G	R	A	N	A	D	A	A	T	R	C
F	R	U	T	E	S	A	N	G	R	E

