

z

Z

Z


Z

Nombre: \_\_\_\_\_


Fecha: \_\_\_\_\_

za zo zu zi ze

oz iz az uz ez



Un pez



El arroz



Un lazo




El lápiz



Una lanza



Un zorro



El zumo




Un mazo



La manzana




El zapato




Un forzudo




Una calabaza



La caperuza



La zanahoria



La balanza

Zacarías es un superhéroe rollizo que tiene un antifaz y que zurra de lo lindo a los malos.

Pero no les pega ni azota, sólo les pone la cabeza como una zambomba con sus chistes malos, hasta que les zumban los oídos y se lanzan a correr más allá de Zaragoza.

Nombre: \_\_\_\_\_


Fecha: \_\_\_\_\_




za zo zu zi ze



oz iz oz uz ez




Un pez




El arroz




Un lazo




El lápiz




Una lanza




Un zorro



El zumo




Un mazo



La manzana




El zapato



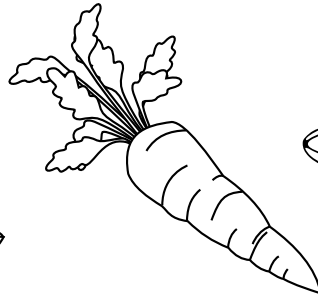
Un forzudo




Una calabaza



La caperuza



La zanahoria



La balanza

Zacarías es un superhéroe rollizo que tiene un antifaz y que zurra de lo lindo a los malos. Pero no les pega ni azota, sólo les pone la cabeza como una zambomba con sus chistes malos, hasta que les zumban los oídos y se lanzan a correr más allá de Zaragoza.



Nombre:



Fecha:



Escribe la letra "z" y el nombre de los dibujos.

Handwriting practice grid with multiple rows. The first row contains 15 dashed lowercase 'z's. The second row contains 15 dashed lowercase 'z's. The third row contains 15 dashed lowercase 'z's. The fourth row contains 15 dashed lowercase 'z's. The fifth row contains 15 dashed uppercase 'Z's. The sixth row contains 15 dashed uppercase 'Z's.





Labeling grid with four rows. Each row starts with a right-pointing arrow (→) in the first column, followed by 20 empty grid cells for writing the names of the objects from the illustration above.

Nombre: \_\_\_\_\_



Fecha: \_\_\_\_\_




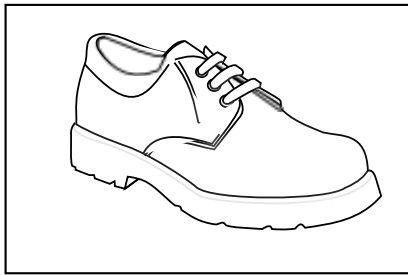

Escribe las siguientes palabras. Todas ellas llevan "z".  
Colorea los dibujos.



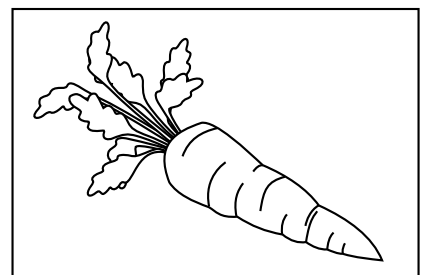


→



→



→



→



Nombre:



Fecha:



Escribe la letra "z" y el nombre de los dibujos.

z z z z z z z z z z z z z z z z

z z z z z z z z z z z z z z z z

z z z z z z z z z z z z z z z z

z z z z z z z z z z z z z z z z

Z Z Z Z Z Z Z Z Z Z Z Z Z Z Z Z

Z Z Z Z Z Z Z Z Z Z Z Z Z Z Z Z



Handwriting practice lines with arrows on the left side for starting points.




Nombre:

Fecha:




Escribe las siguientes palabras. Todas ellas llevan "z".  
Colorea los dibujos.



---

---

---



---

---


---



---

---

---



---

---


---



---

---


---



---

---

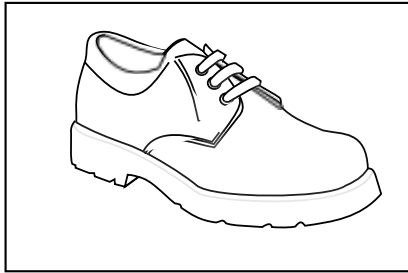
---



---

---


---



---

---


---



---

---


---



---

---

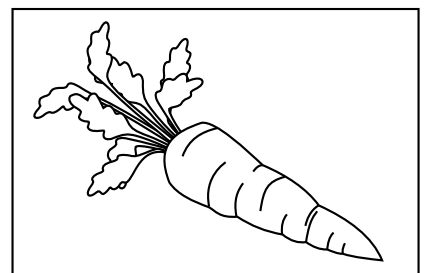
---



---

---


---




---

---

---





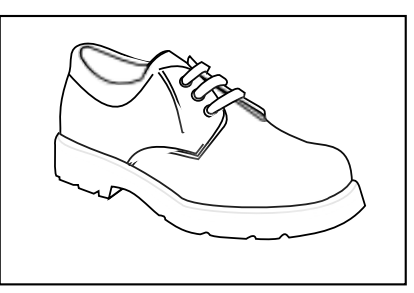
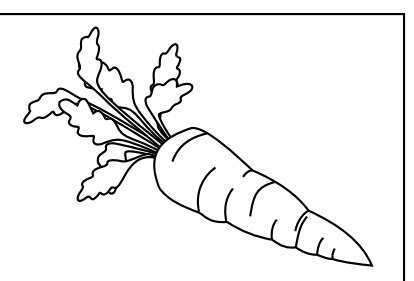




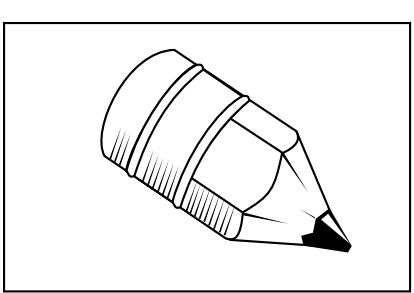
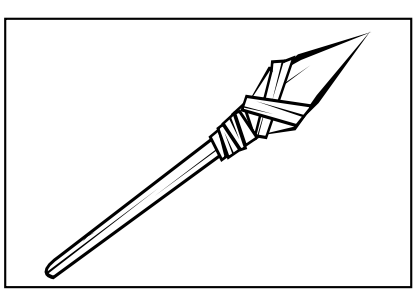


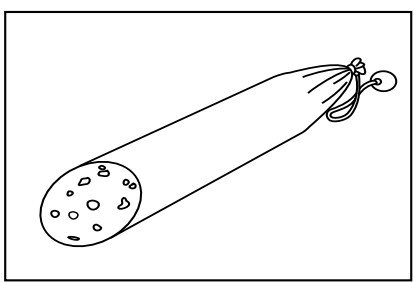

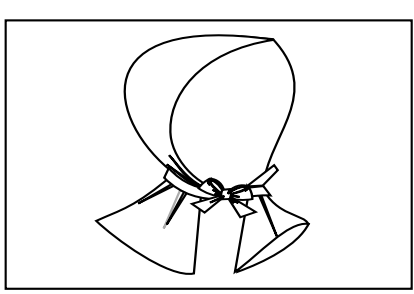


Nombre: \_\_\_\_\_



Fecha: \_\_\_\_\_




Recorta y pega en tu cuaderno. Escribe la palabra







Nombre: \_\_\_\_\_





Fecha: \_\_\_\_\_





Descubre las palabras que se esconden detrás de los dibujos, sustituyendo cada uno por la primera de sus letra. En ¿? tendrás que adivinar la letra escondida, que será siempre la misma.



Cuando descubras las palabras inventate una frase con cada par de ellas.





Grid for writing the first row of words.




Grid for writing the second row of words.



Grid for writing the third row of words.




Grid for writing the fourth row of words.



Grid for writing the fifth row of words.



Nombre: \_\_\_\_\_





Fecha: \_\_\_\_\_





Descubre las palabras que se esconden detrás de los dibujos, sustituyendo cada uno por la primera de sus letra. En ¿? tendrás que adivinar la letra escondida, que será siempre la misma.



Cuando descubras las palabras inventate una frase con cada par de ellas.





Blank writing lines for the first row.




Blank writing lines for the second row.




Blank writing lines for the third row.



Blank writing lines for the fourth row.



Blank writing lines for the fifth row.



Inventa frases, con los dibujos que hay en los recuadros, en las que aparezcan palabras con la letra:



morder  
picar  
caer  
...

hacer  
cocinar  
cortar  
...

hacer  
tomar  
beber  
...

poner  
echar  
colocar  
...

comer  
tomar  
cortar  
...

poner  
colocar  
sujetar  
...

morder  
picar  
caer  
...

hacer  
cocinar  
cortar  
...

hacer  
tomar  
beber  
...

poner  
echar  
colocar  
...

comer  
tomar  
cortar  
...

poner  
colocar  
sujetar  
...

morder  
picar  
caer  
...

hacer  
cocinar  
cortar  
...

hacer  
tomar  
beber  
...

poner  
echar  
colocar  
...

comer  
tomar  
cortar  
...

poner  
colocar  
sujetar  
...

morder  
picar  
caer  
...

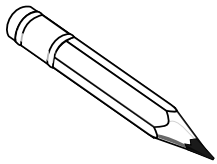
hacer  
cocinar  
cortar  
...

hacer  
tomar  
beber  
...

poner  
echar  
colocar  
...

comer  
tomar  
cortar  
...

poner  
colocar  
sujetar  
...



Inventa frases, con los dibujos que hay en los recuadros, en las que aparezcan palabras con la letra:



morder  
picar  
caer  
...

hacer  
cocinar  
cortar  
...

hacer  
tomar  
beber  
...

poner  
echar  
colocar  
...

comer  
tomar  
cortar  
...

poner  
colocar  
sujetar  
...

morder  
picar  
caer  
...

hacer  
cocinar  
cortar  
...

hacer  
tomar  
beber  
...

poner  
echar  
colocar  
...

comer  
tomar  
cortar  
...

poner  
colocar  
sujetar  
...

morder  
picar  
caer  
...

hacer  
cocinar  
cortar  
...

hacer  
tomar  
beber  
...

poner  
echar  
colocar  
...

comer  
tomar  
cortar  
...

poner  
colocar  
sujetar  
...

morder  
picar  
caer  
...

hacer  
cocinar  
cortar  
...

hacer  
tomar  
beber  
...


poner  
echar  
colocar  
...

comer  
tomar  
cortar  
...

poner  
colocar  
sujetar  
...



Ordena las siguientes sílabas y escribe las palabras en tu cuaderno.




iz-ma

ez-nu

zo-po

an-faz-ti

te-zas-na



zam-ba-bom

cal-zon-los-ci


cho-zo-ri

pi-rra-za

za-pa-las-ti


Ordena las siguientes palabras y escribe las frases en tu cuaderno.

ZOO

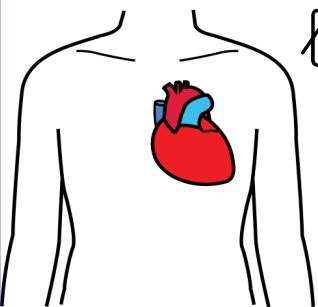


En animales. el zoo hay


El ocho piezas. puzzle tiene



late Mi deprisa. corazón



La rica. nuez está



el agua. El pez nada en