
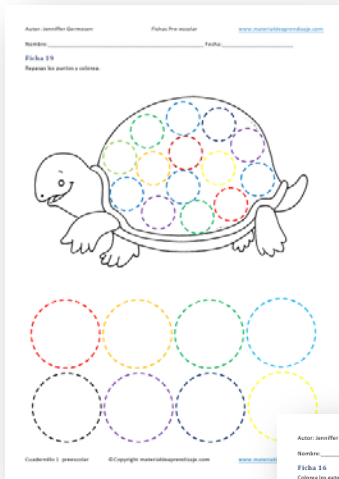


CUADERNILLO 2

Material de Aprendizaje





Fichas de aprestamiento y grafomotricidad, para trabajar la preescritura con los niños de inicial.



Nombre: _____ Fecha: _____

Ficha 1





Pinta el árbol más grande.



Nombre: _____ Fecha: _____

Ficha 2


Repasa los puntos y colorea las flores.



Nombre: _____ Fecha: _____

Ficha 3

Colorea el número 1.



Nombre: _____ Fecha: _____

Ficha 4

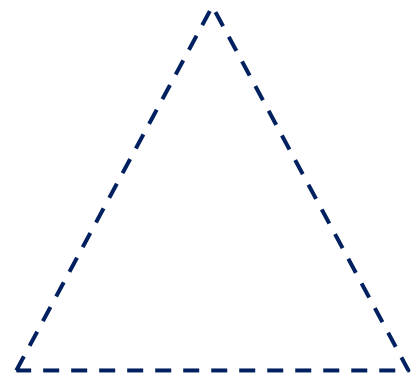
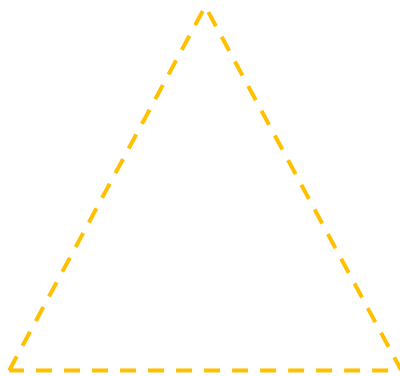
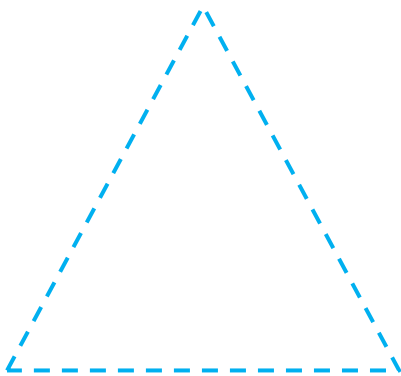
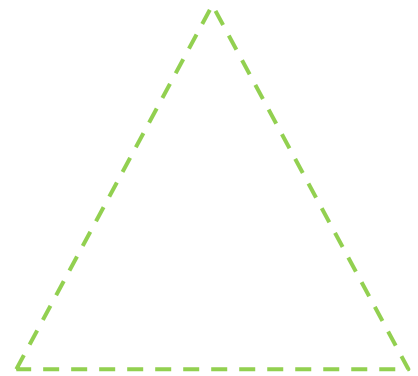
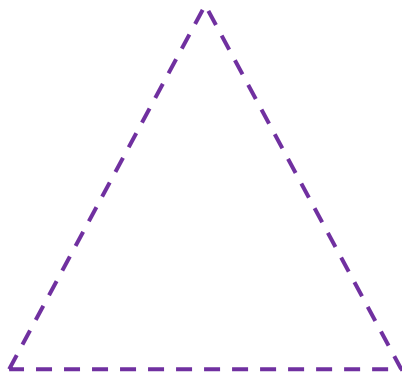
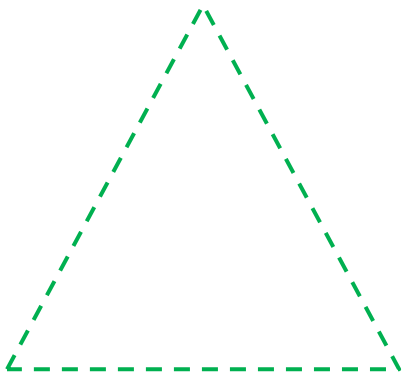
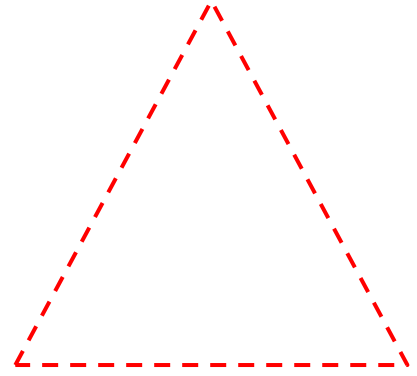
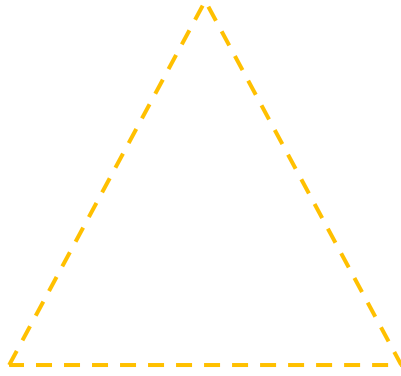
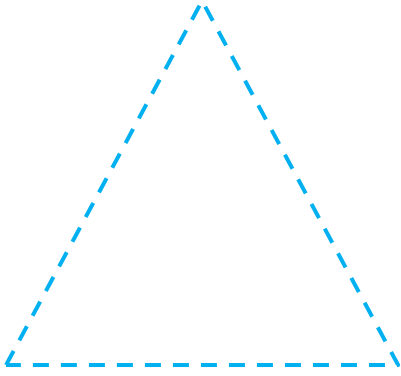
Une los dibujos que se correspondan entre sí, luego colorea.



Nombre: _____ Fecha: _____

Ficha 5




Sigue los puntos de los triángulos y colorea.



Nombre: _____ Fecha: _____

Ficha 6

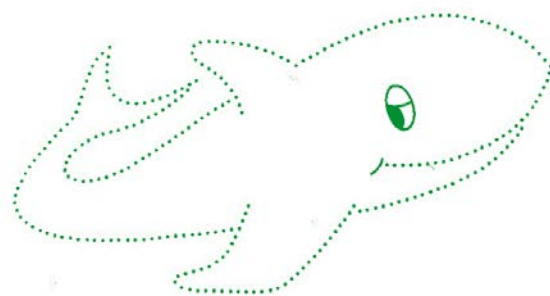
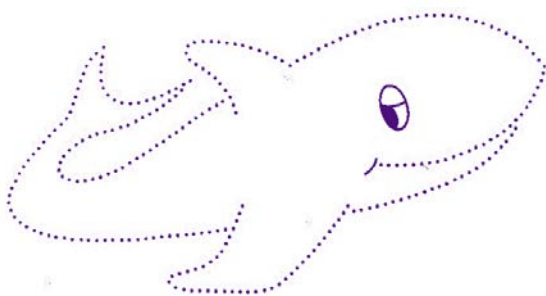
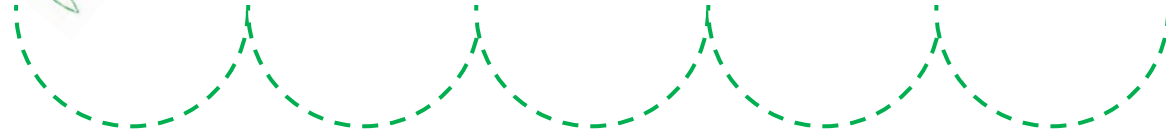
Une cada animalito con su vivienda y luego colorea.



Nombre: _____ Fecha: _____

Ficha 7


Repasa las líneas de puntos y colorea los tiburones.



Nombre: _____ Fecha: _____

Ficha 8





Rodea las manzanas de una en una como la muestra y píntalas.



Nombre: _____ Fecha: _____

Ficha 9


Une con una línea los dibujos que veas iguales y píntalos del mismo color.



Nombre: _____ Fecha: _____

Ficha 10

Colorea la estrella grande.



Nombre: _____ Fecha: _____

Ficha 11


Colorea las estrellas que están cerca de la luna.





Nombre: _____ Fecha: _____

Ficha 12

Repasa colorea y escribe el número 1.



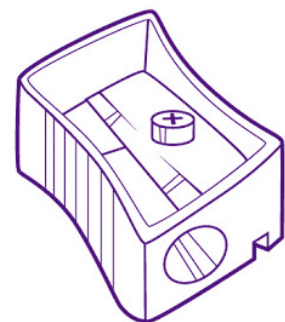
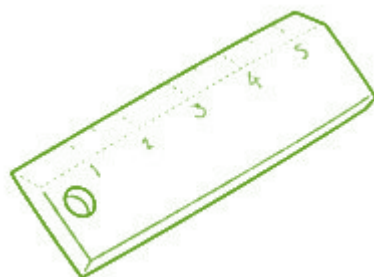

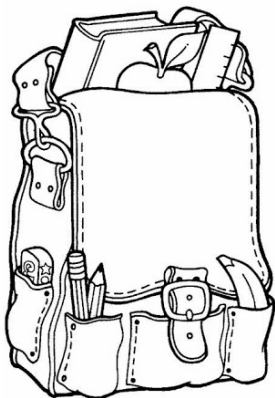

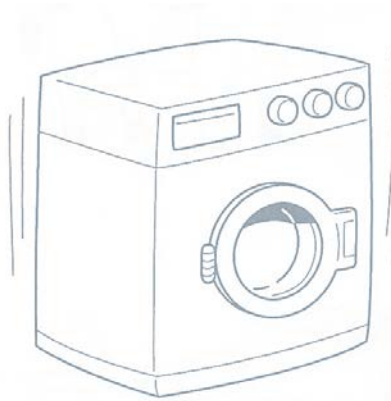
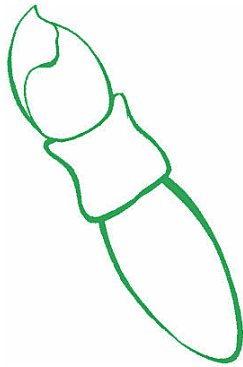
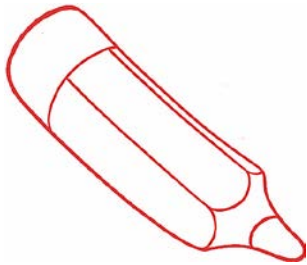
1



Nombre: _____ Fecha: _____

Ficha 13


Colorea los objetos que pertenezcan a los materiales escolares.



Nombre: _____ Fecha: _____

Ficha 13

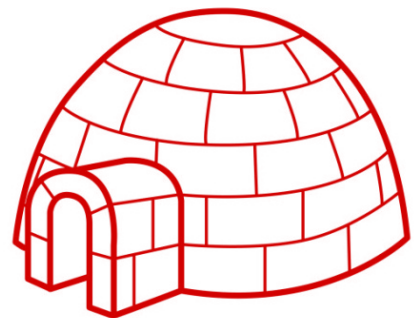
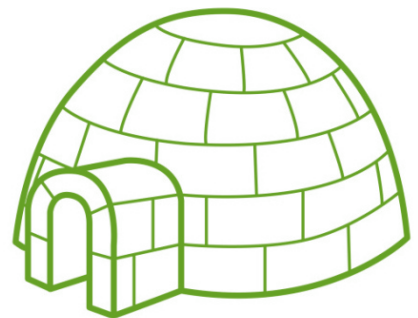
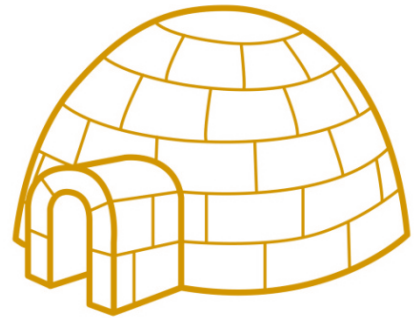
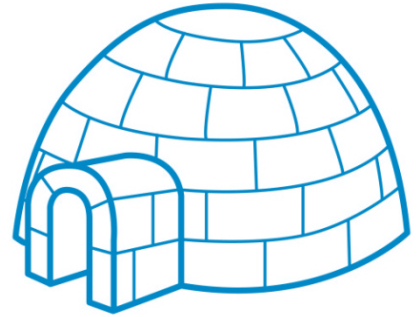
Colorea el dibujo con forma cuadrada.



Nombre: _____ Fecha: _____

Ficha 15







Une con una línea recta cada esquimal con su iglú.



Nombre: _____ Fecha: _____

Ficha 16


Sigue los puntos colorea las fieras y traza los barrotes de las jaulas.



Nombre: _____ Fecha: _____

Ficha 17


Colorea los caramelos que están dentro del bote.



Nombre: _____ Fecha: _____

Ficha 18

Colorea la zanahoria más pequeña.



Nombre: _____ Fecha: _____

Ficha 19

Delinea los animales y colorea de amarillo los que van por arriba.

