
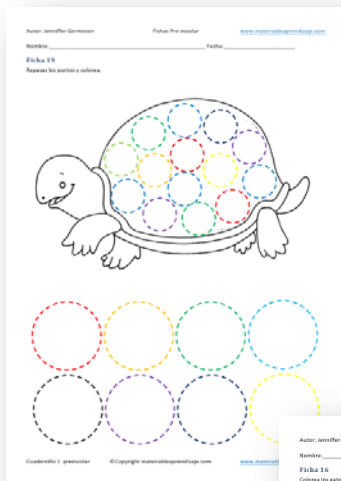


# CUADERNILLO 5

# Material de Aprendizaje



Fichas de aprestamiento y grafomotricidad, para trabajar la preescritura con los niños de inicial.



Nombre: \_\_\_\_\_ Fecha: \_\_\_\_\_

### Ficha 1

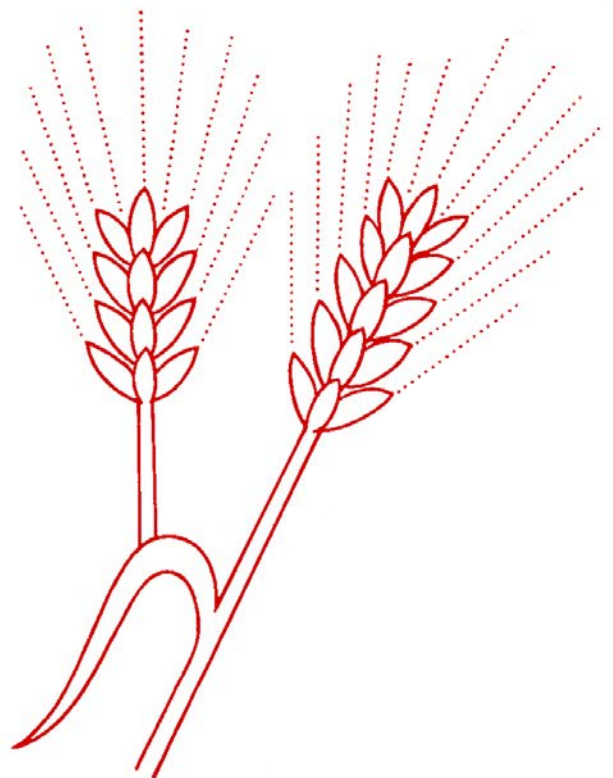
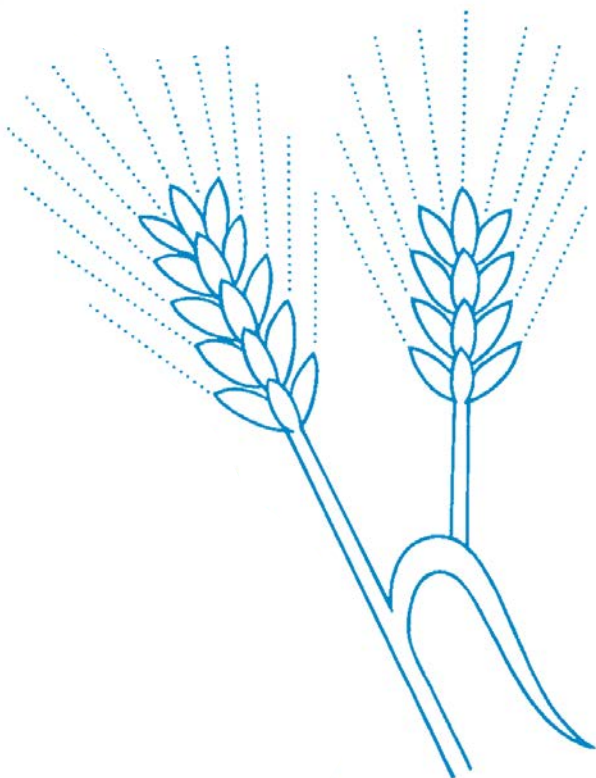

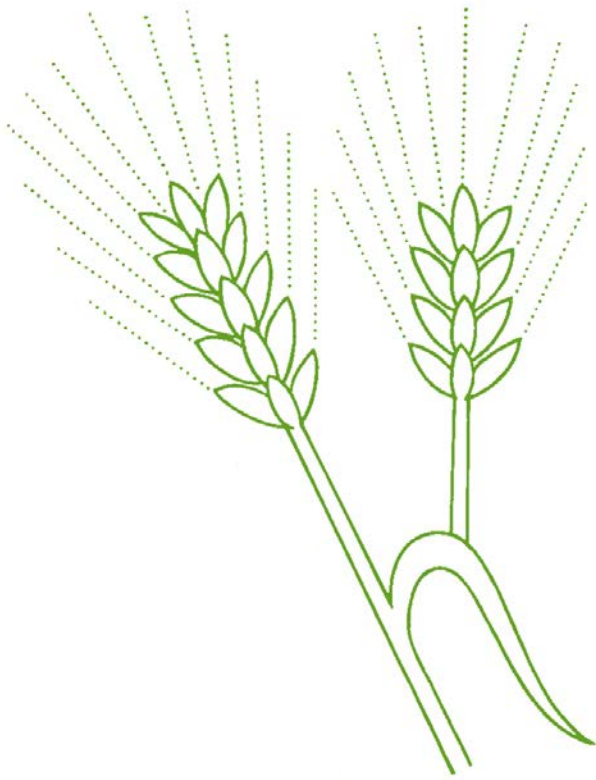
Colorea el niño más alto.



Nombre: \_\_\_\_\_ Fecha: \_\_\_\_\_

### Ficha 2





Delinea los puntos y colorea de amarillo las espigas.



Nombre: \_\_\_\_\_ Fecha: \_\_\_\_\_

### Ficha 3

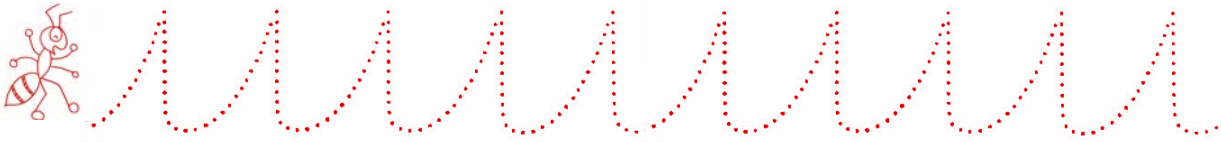
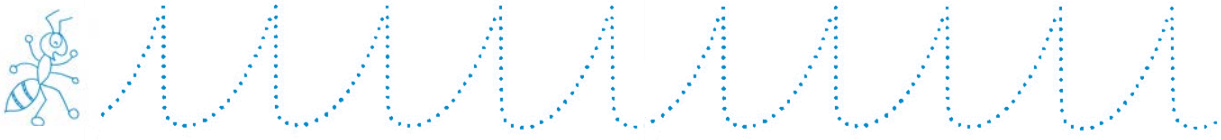
Colorea el número 4.



Nombre: \_\_\_\_\_ Fecha: \_\_\_\_\_

### Ficha 4













Repasa los puntos y colorea la hormiga.



Nombre: \_\_\_\_\_ Fecha: \_\_\_\_\_

**Ficha 5**



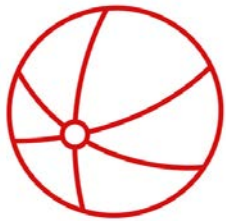
Colorea de amarillo los triángulos y de verde los círculos.



Nombre: \_\_\_\_\_ Fecha: \_\_\_\_\_

### Ficha 6

Observa el tamaño del niño y únelo con la pelota que le corresponde.



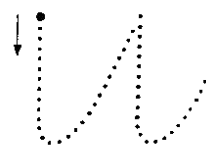


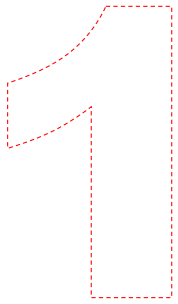




Nombre: \_\_\_\_\_ Fecha: \_\_\_\_\_

### Ficha 7

Escribe la letra u y colorea.

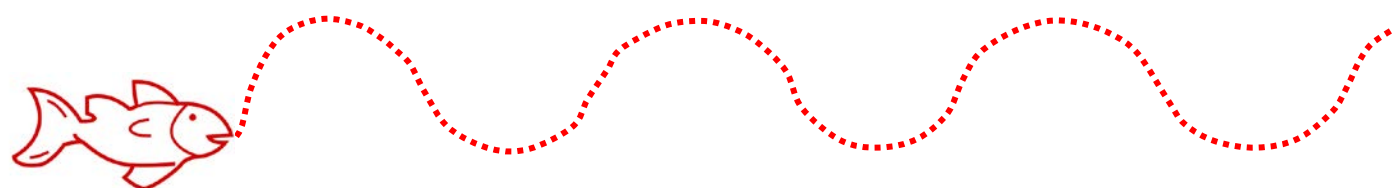
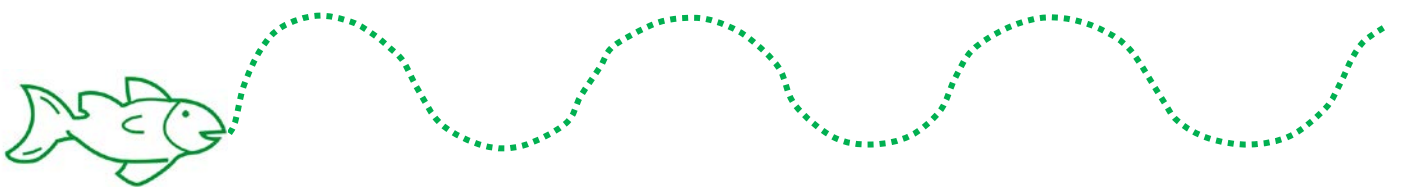



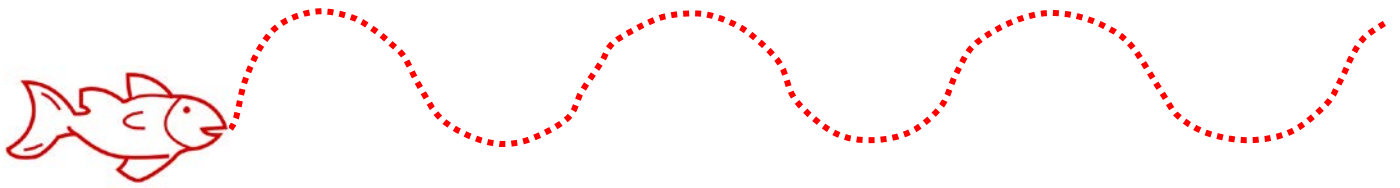




Nombre: \_\_\_\_\_ Fecha: \_\_\_\_\_

### Ficha 8

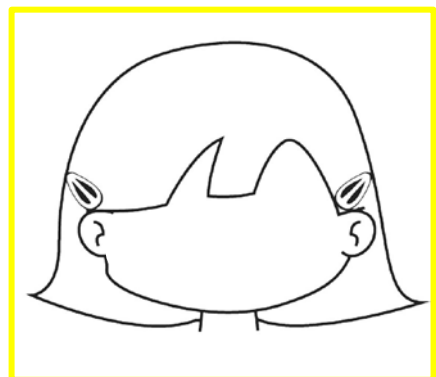







Repasa las líneas y colorea los peces.



Nombre: \_\_\_\_\_ Fecha: \_\_\_\_\_

### Ficha 9

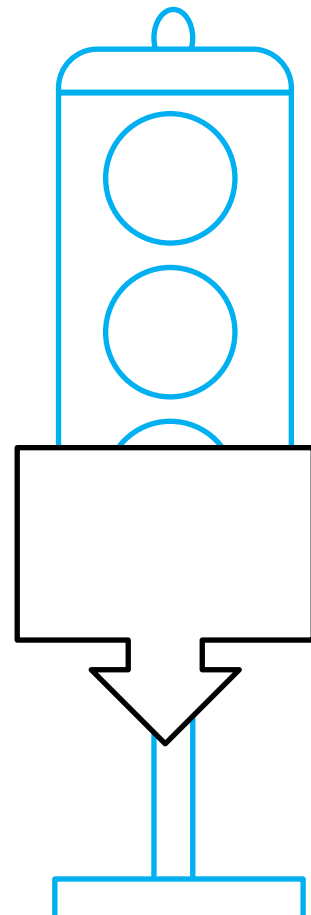
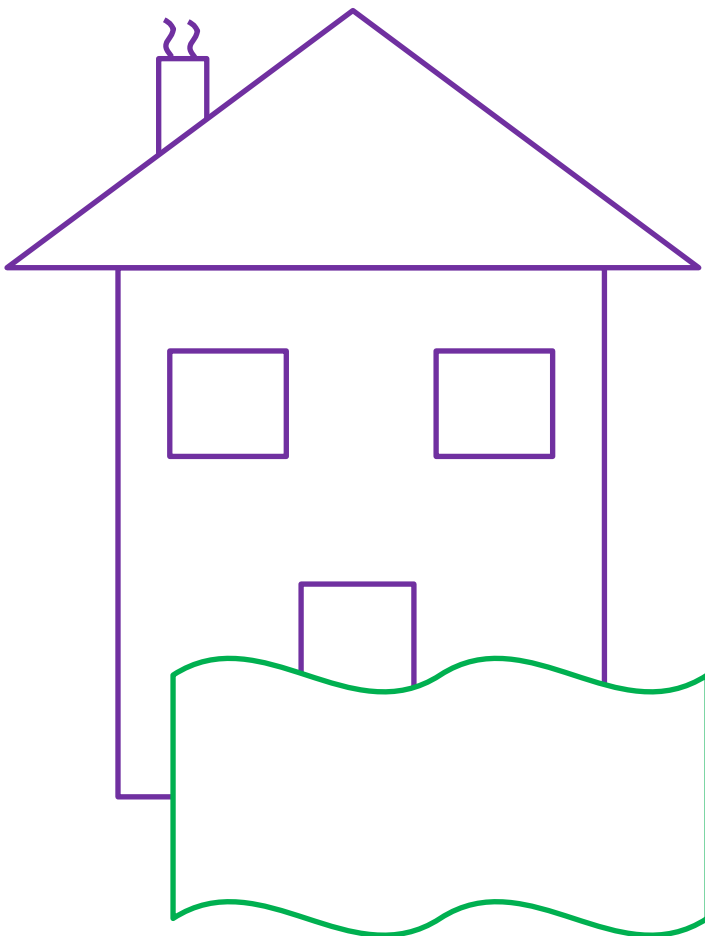

Completa lo que le falta a cada cara.



Nombre: \_\_\_\_\_ Fecha: \_\_\_\_\_

### Ficha 10



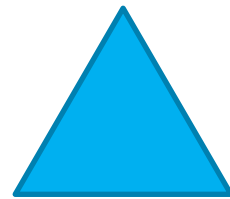

Colorea sólo las figuras que están delante.



Nombre: \_\_\_\_\_ Fecha: \_\_\_\_\_

### Ficha 11


Sigue los puntos y colorea según la clave.




Nombre: \_\_\_\_\_ Fecha: \_\_\_\_\_

### Ficha 12

Pinta de verde el niño que está más cerca del vendedor de palomitas.









Pinta de amarillo el patito que está más lejos de la flor.



Nombre: \_\_\_\_\_ Fecha: \_\_\_\_\_

**Ficha 13**



Encierra las flores de 4 en 4 y luego pntalas.



Nombre: \_\_\_\_\_ Fecha: \_\_\_\_\_

### Ficha 14

Delinea y pinta el objeto que viaja más rápido.

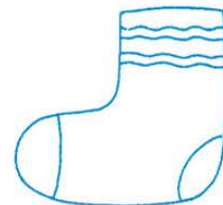

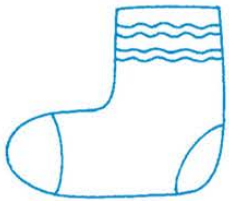







Nombre: \_\_\_\_\_ Fecha: \_\_\_\_\_

### Ficha 15




Une los elementos que se corresponden entre sí.



Nombre: \_\_\_\_\_ Fecha: \_\_\_\_\_

### Ficha 16

Colorea y escribe el número 4.



Nombre: \_\_\_\_\_ Fecha: \_\_\_\_\_

### Ficha 17




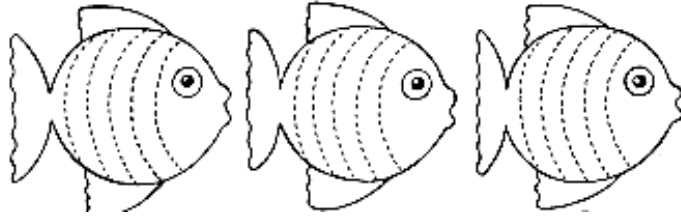
Ayuda al conejo a encontrar el sol.



Nombre: \_\_\_\_\_ Fecha: \_\_\_\_\_

### Ficha 18



Repasa los puntos y colorea



Nombre: \_\_\_\_\_ Fecha: \_\_\_\_\_

### Ficha 19

Repasa los puntos y colorea



- 1. 
- 2. 
- 3. 
- 4. 

