


Nombre: _____ Fecha: _____

Ficha 01



Pinta de amarillo el camino más corto para llegar al parque de diversiones y pega bolitas de papel crepé en el camino más largo.



Nombre: _____ Fecha: _____

Ficha 02




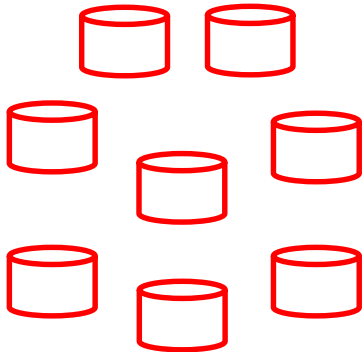

Une con una línea los cachorros iguales y luego píntalos.



Nombre: _____ Fecha: _____

Ficha 3

Colorea y escribe el número 8.



Nombre: _____ Fecha: _____

Ficha 4


Repasa las líneas y colorea.



Nombre: _____ Fecha: _____

Ficha 5



Completa las cenefas y colorea el dibujo.



Nombre: _____ Fecha: _____

Ficha 6



Colorea los dibujos más altos.





Nombre: _____ Fecha: _____

Ficha 7

Suma y colorea.




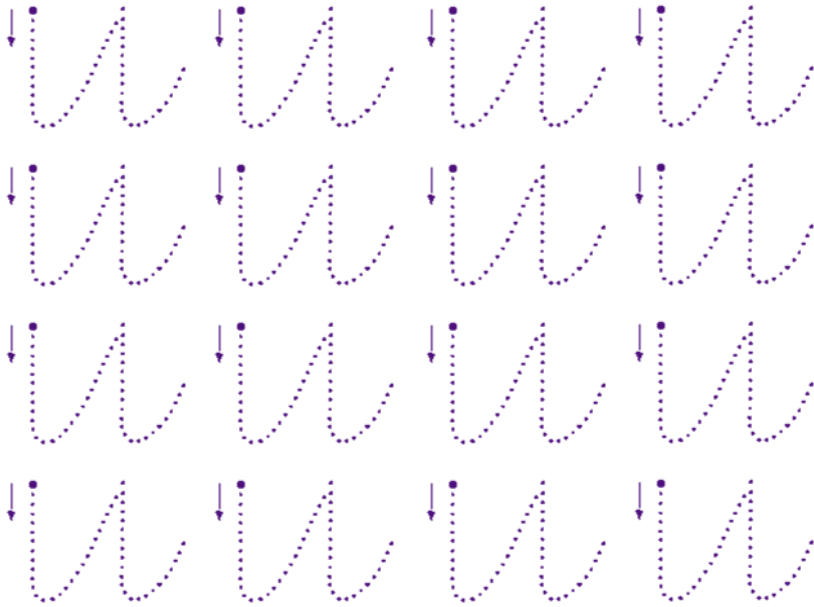


Nombre: _____ Fecha: _____

Ficha 8


Escribe las letras y colorea.



Nombre: _____ Fecha: _____

Ficha 9


Colorea de azul la botella y de otro color lo que hay a su alrededor.



Nombre: _____ Fecha: _____

Ficha 10

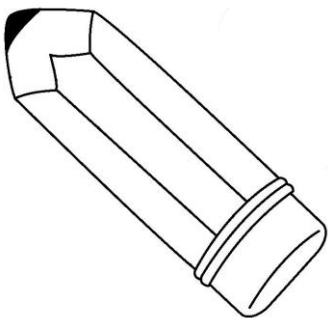
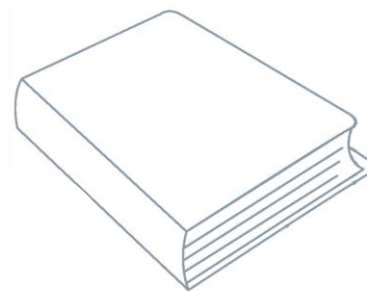
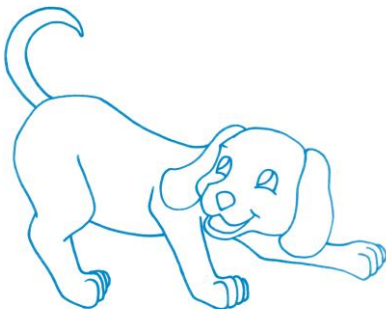

Traza el camino que lleva la oruga a transformarse en mariposa y luego colorea.



Nombre: _____ Fecha: _____

Ficha 11

Une los objetos que tengan relación entre sí y colorea.



Nombre: _____ Fecha: _____

Ficha 12



Colorea de rosa las caras tristes y de verde las contentas.



Nombre: _____ Fecha: _____

Ficha 13

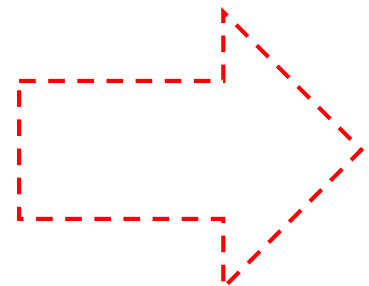
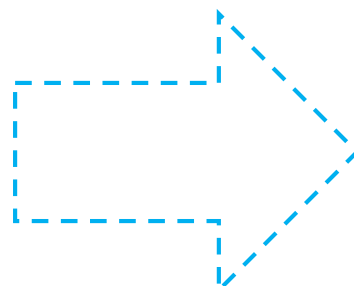
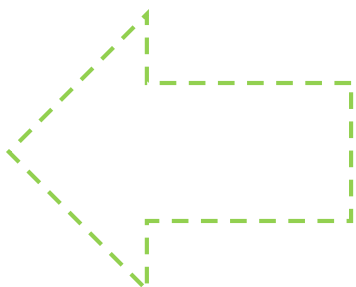
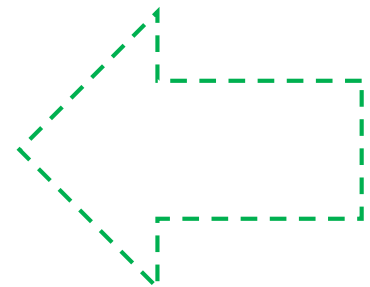
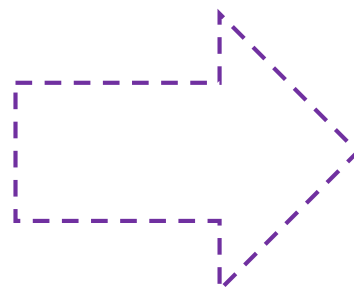
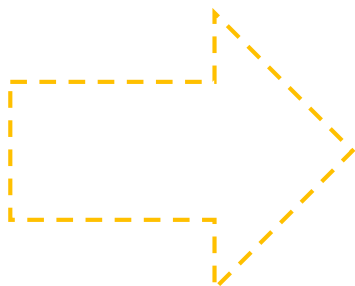
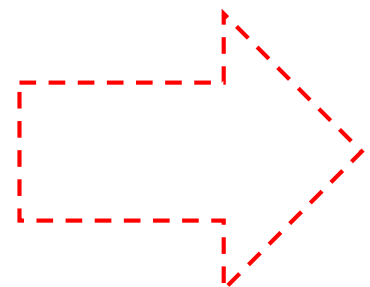
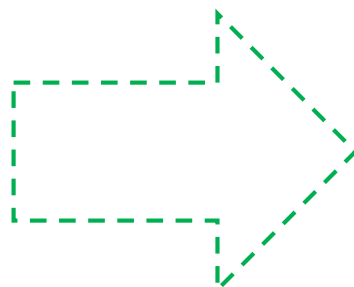
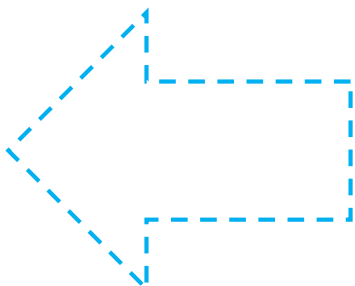
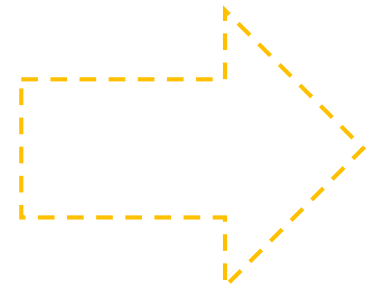
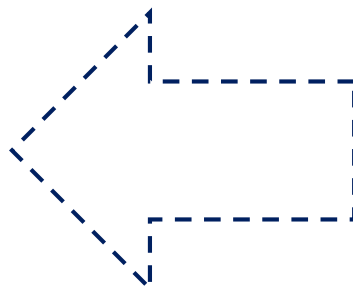
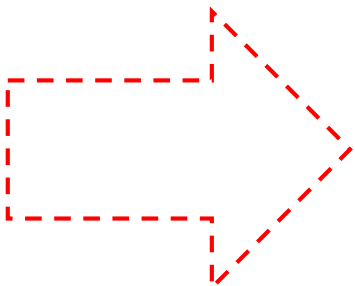
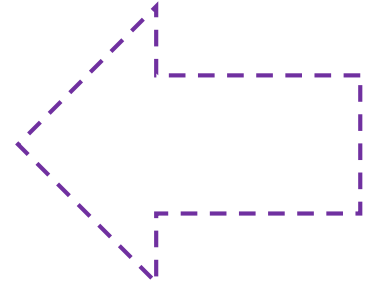
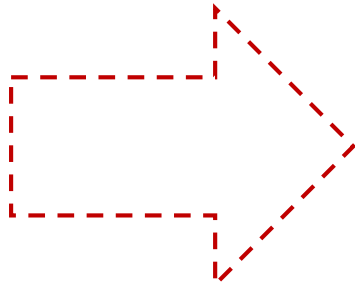
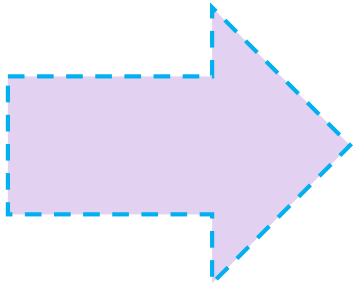
Une los dibujos que tengan relación entre sí y píntalos.



Nombre: _____ Fecha: _____

Ficha 14







Repasa los puntos de las flechas y colorea las que van hacia la derecha.



Nombre: _____ Fecha: _____

Ficha 15




Colorea de marrón los grandes, de verde los medianos y de amarillo los pequeños.



Nombre: _____ Fecha: _____

Ficha 16




Une cada animal con su pareja y pntalos.



Nombre: _____ Fecha: _____

Ficha 17

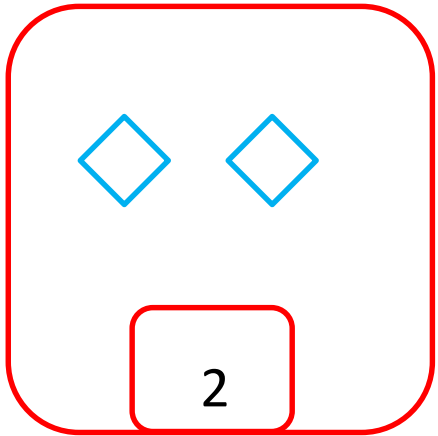
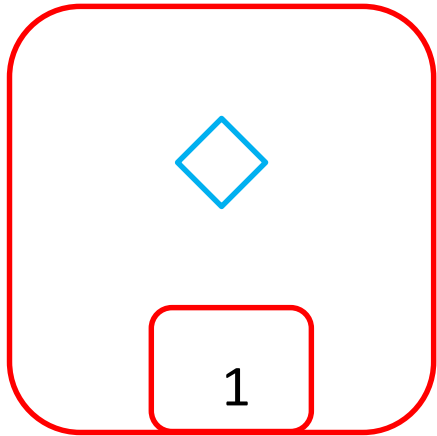

En los siguientes dibujos, busca los rectángulos y píntalos de amarillo, los círculos de negro, los cuadrados de azul y los triángulos de rojo.

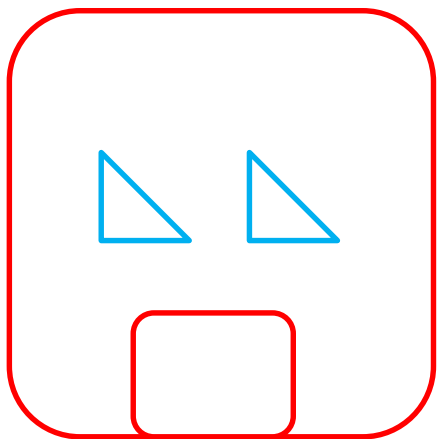
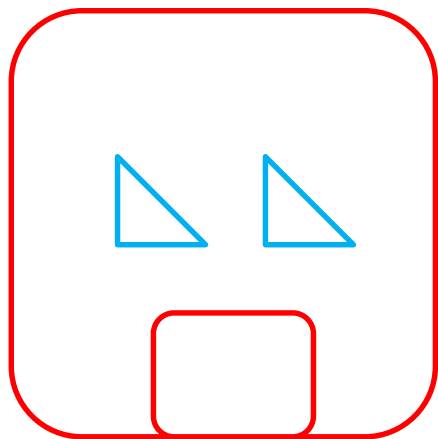



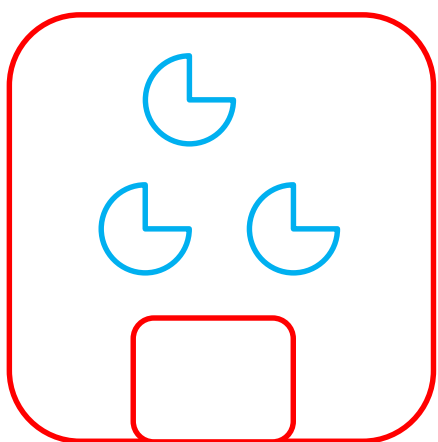


Nombre: _____ Fecha: _____

Ficha 18

Escribe el resultado de la suma y colorea.

 +  = 

 +  = 

 +  = 

Nombre: _____ Fecha: _____

Ficha 19

Colorea según la clave. 1 rojo, 2 anaranjado, 3 negro, 4 blanco.

