



# REPASA



# REPASA Y COLOREA



# REPASA




Tracing practice for the letter 'e' on a blue background with yellow stars on the left and right sides. The page contains six rows of dashed lines forming the letter 'e'. Each row is flanked by a colored telephone receiver icon: red, blue, green, orange, red, and blue. The bottom row ends with a yellow star character holding a blue telephone receiver.

# REPASA Y COLOREA




Tracing practice for the letter 'e' on a white background with yellow stars on the left and right sides. The page contains six rows of dashed lines forming the letter 'e'. Each row is flanked by a black outline of a telephone receiver icon. The bottom row ends with a black outline of a yellow star character holding a telephone receiver.

# REPASA



# REPASA Y COLOREA





# REPASA




Handwriting practice sheet for the letter 'e'. It features seven rows of dashed wavy lines for tracing. On the right side of each row, there is a small yellow circle with a wavy line inside, representing the letter 'e'. At the bottom left, there is a cartoon yellow star wearing a party hat and holding a tennis racket, with two tennis balls nearby. The entire sheet is framed by a blue border with yellow stars on the left and right sides.

# REPASA Y COLOREA




Handwriting practice sheet for the letter 'e' with a coloring section. It features seven rows of dashed wavy lines for tracing. On the right side of each row, there is a small white circle with a wavy line inside, representing the letter 'e'. At the bottom left, there is a cartoon white star wearing a party hat and holding a tennis racket, with two tennis balls nearby. The entire sheet is framed by a white border with yellow stars on the left and right sides.

# REPASA



# REPASA Y COLOREA



# REPASA




Tracing practice sheet for the word 'REPASA'. It features ten rows of dashed lines for tracing. Each row starts with a green caterpillar and ends with a green leaf. The caterpillars and leaves are colored in the first row and become black outlines in the subsequent rows. The final row includes a yellow star with a smiling face and a green leaf. The background is blue with yellow stars on the left and right sides.


# REPASA Y COLOREA

Tracing and coloring practice sheet for the word 'REPASA'. It features ten rows of dashed lines for tracing. Each row starts with a caterpillar and ends with a leaf. The caterpillars and leaves are black outlines in this sheet, intended for coloring. The final row includes a yellow star with a smiling face and a green leaf. The background is white with yellow stars on the left and right sides.

# REPASA





# REPASA Y COLOREA





# REPASA



# REPASA Y COLOREA

Imágenes Educativas.com

