


NOMBRE:

EL BUS DE INFANTIL

FECHA:



REPASAR LAS MONTAÑAS Y COLOREAR LAS MAS ALTAS. RODEAR LOS ARBOLES MAS BAJOS Y COLOREARLOS.

EL BUS DE INFANTIL

NOMBRE:

FECHA:


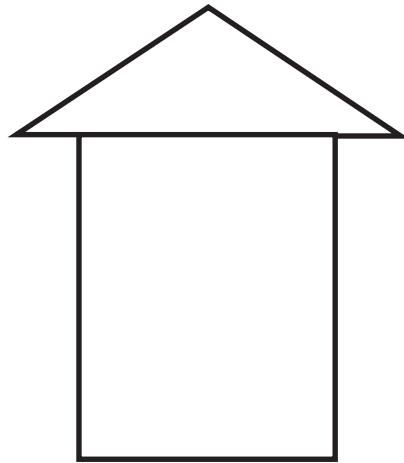
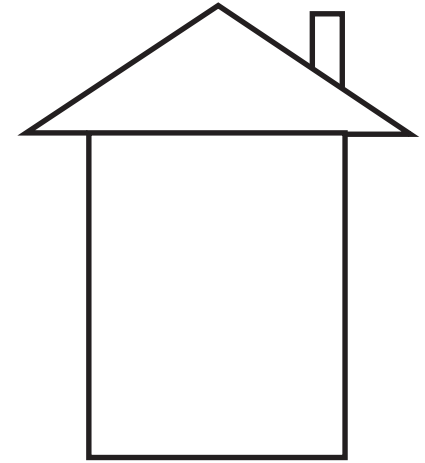
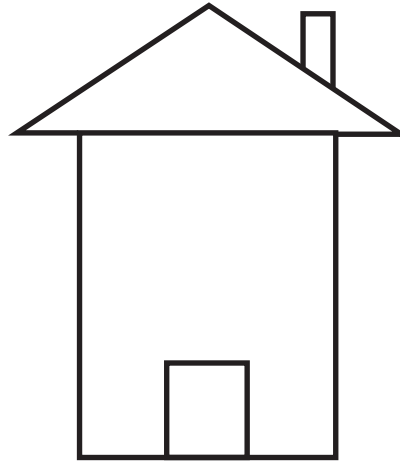



CONCEPTO: ARRIBA / ABAJO

NOMBRE:

EL BUS DE INFANTIL

FECHA:





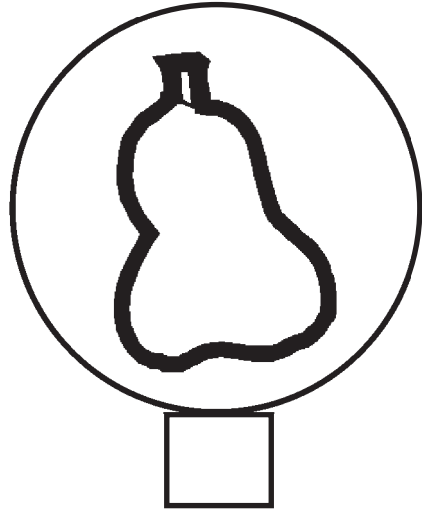


COMPLETAR Y COLOREAR

NOMBRE:

EL BUS DE INFANTIL

FECHA:






CONJUNTOS DE UN ELEMENTO

NOMBRE:

EL BUS DE INFANTIL

FECHA:






CUENTA Y PON EL NUMERO

NOMBRE:

EL BUS DE INFANTIL

FECHA:






CONJUNTOS HASTA TRES ELEMENTOS

NOMBRE:

EL BUS DE INFANTIL

FECHA:






CONJUNTOS HASTA CUATRO ELEMENTOS

NOMBRE:

EL BUS DE INFANTIL

FECHA:






CONJUNTOS HASTA CINCO ELEMENTOS

NOMBRE:

EL BUS DE INFANTIL

FECHA:

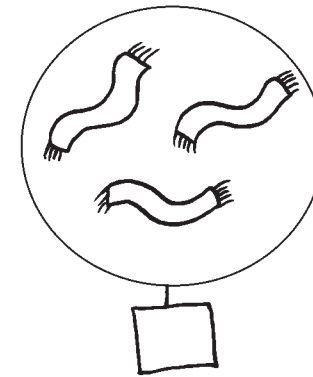
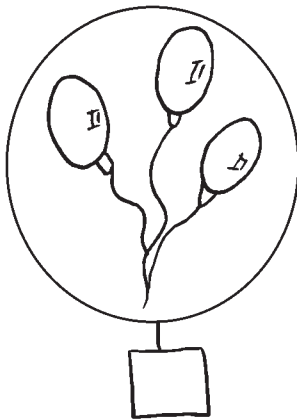





CONJUNTOS HASTA SEIS ELEMENTOS

NOMBRE:

EL BUS DE INFANTIL

FECHA:




PONER EL NÚMERO QUE CORRESPONDE A CADA CONJUNTO

NOMBRE:

EL BUS DE INFANTIL

FECHA:




CONTENTO/TRISTE. COLOREA LA CARA CONTENTA.

NOMBRE:

EL BUS DE INFANTIL

FECHA:





CONCEPTO: DELANTE / DETRÁS

NOMBRE:

EL BUS DE INFANTIL

FECHA:




CONCEPTO: DENTRO / FUERA

NOMBRE:

EL BUS DE INFANTIL

FECHA:



CONCEPTO: DENTRO / FUERA

NOMBRE:

EL BUS DE INFANTIL

FECHA:




CONCEPTO: DENTRO/FUERA. COLOREA LOS PAJAROS QUE ESTAN FUERA DEL NIDO.

NOMBRE:

EL BUS DE INFANTIL

FECHA:




CONCEPTO: ENCIMA /DEBAJO

EL BUS DE INFANTIL

NOMBRE:

FECHA:




CONCEPTO: ENCIMA/DEBAJO. DIBUJA UNA MUÑECA ENCIMA DE LA SILLA Y UNA PELOTA DEBAJO.

NOMBRE:

EL BUS DE INFANTIL

FECHA:





CONCEPTO: GRANDE / PEQUEÑO

NOMBRE:

EL BUS DE INFANTIL

FECHA:







CONCEPTO: GRANDE / PEQUEÑO

NOMBRE:

EL BUS DE INFANTIL

FECHA:







CONCEPTO: GRANDE/PEQUEÑO/MEDIANO. UNE CADA LÁMPARA CON SU BOMBILLA

NOMBRE:

EL BUS DE INFANTIL

FECHA:








CONCEPTO: GRANDE/PEQUEÑO/MEDIANO. UNE CADA LÁMPARA CON SU BOMBILLA

NOMBRE:

EL BUS DE INFANTIL

FECHA:






CONCEPTO: IGUAL.

NOMBRE:

EL BUS DE INFANTIL

FECHA:





CONCEPTO: IGUAL

NOMBRE:

EL BUS DE INFANTIL

FECHA:






COLOREA EL TREN MAS LARGO

NOMBRE:

EL BUS DE INFANTIL

FECHA:

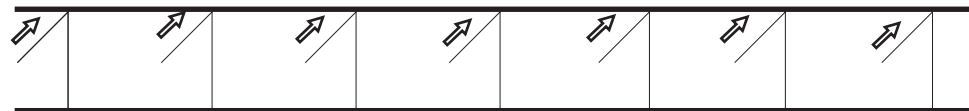
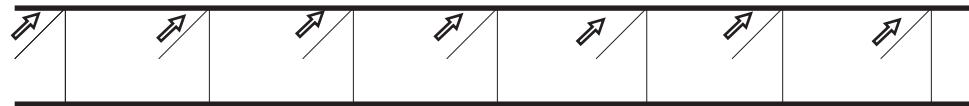
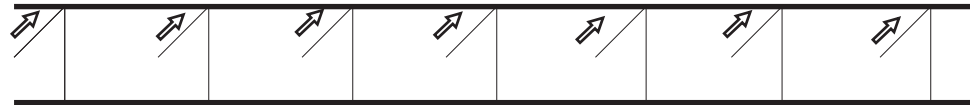



CONCEPTO: POCOS/MUCHOS

NOMBRE:

EL BUS DE INFANTIL

FECHA:

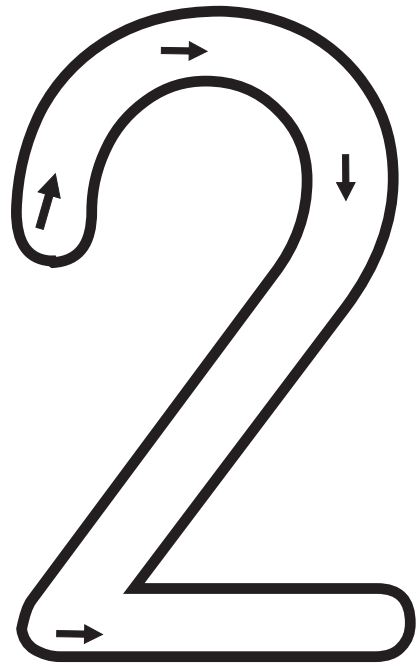


NUMERO UNO REPASAR CON ROTULADORES

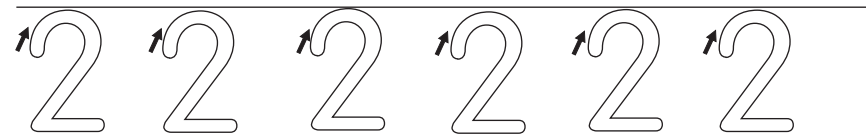

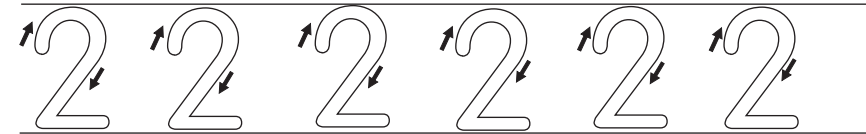
NOMBRE:

EL BUS DE INFANTIL

FECHA:



DOS

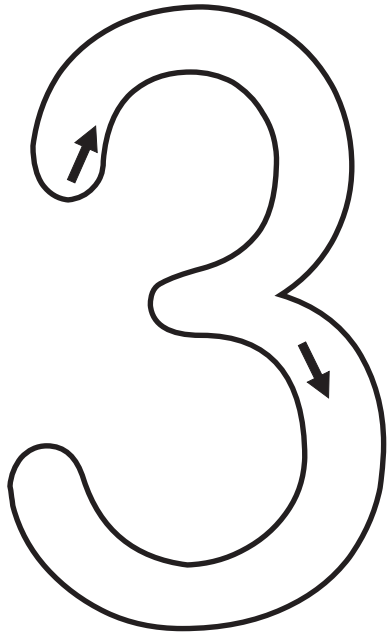


NUMERO DOS. REPASAR CON ROTULADOR




NOMBRE:

EL BUS DE INFANTIL

FECHA:



TRES

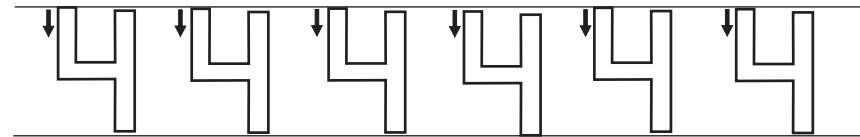
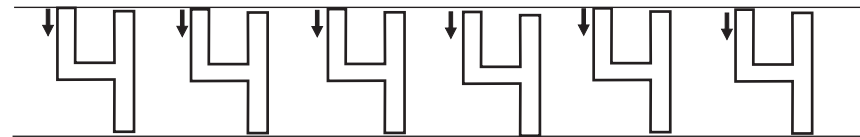
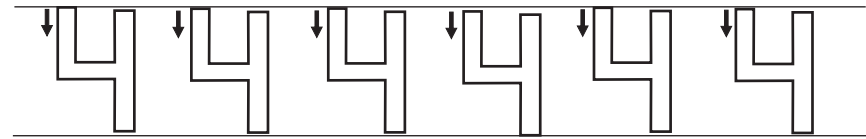
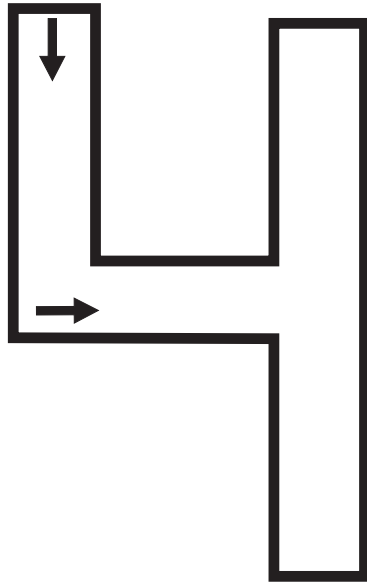


NUMERO TRES, REPASAR CON ROTULADOR

NOMBRE:

EL BUS DE INFANTIL

FECHA:



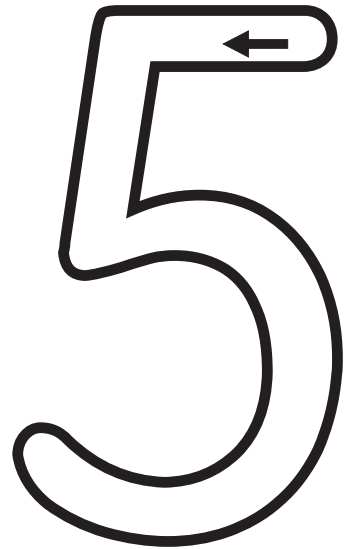
CUATRO

NUMERO CUATRO. REPASAR CON ROTULADORES




NOMBRE:

EL BUS DE INFANTIL

FECHA:



CINCO



NUMERO CINCO. REPASAR CON ROTULADORES




NOMBRE:

EL BUS DE INFANTIL

FECHA:



SEIS



NUMERO SEIS. REPASAR CON ROTULADOR

EL BUS DE INFANTIL

NOMBRE:

FECHA:




COLOREAR EL ÁRBOL, PICAR LAS HOJAS Y PEGAR DETRÁS UN PAPEL VERDE

EL BUS DE INFANTIL

NOMBRE:

FECHA:




COLOREAR Y PICAR EL TRIANGULO

EL BUS DE INFANTIL

NOMBRE:

FECHA:




PICAR LA FALDA Y PEGAR PAPEL DE SEDA

NOMBRE:

EL BUS DE INFANTIL

FECHA:





RELLENAR CON PUNTITOS

EL BUS DE INFANTIL

NOMBRE:

FECHA:




SEGUIR HACIENDO LA NIEVE CON PUNTITOS

EL BUS DE INFANTIL

NOMBRE:

FECHA:




COLOREAR, RECORTAR Y PEGAR

EL BUS DE INFANTIL

NOMBRE:

FECHA:

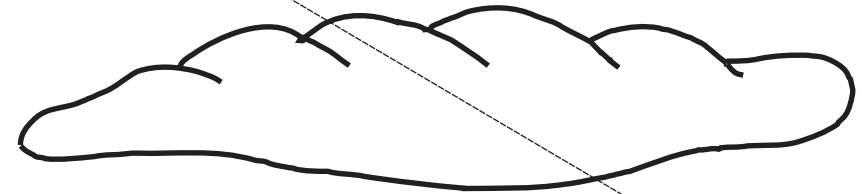
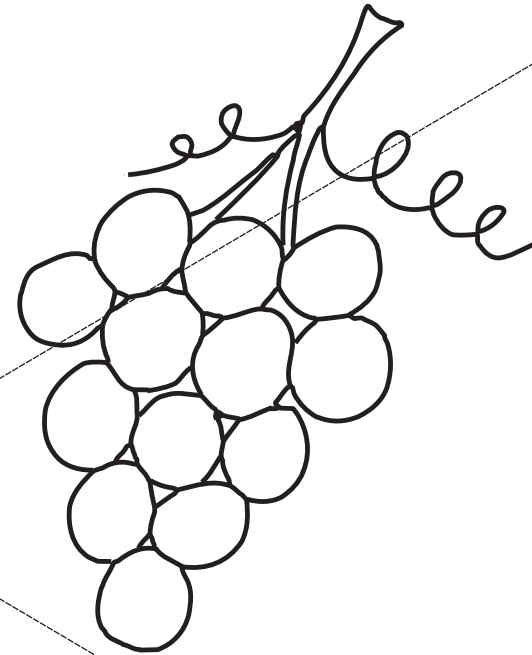



COLOREAR, RECORTAR Y PEGAR

NOMBRE:

EL BUS DE INFANTIL

FECHA:

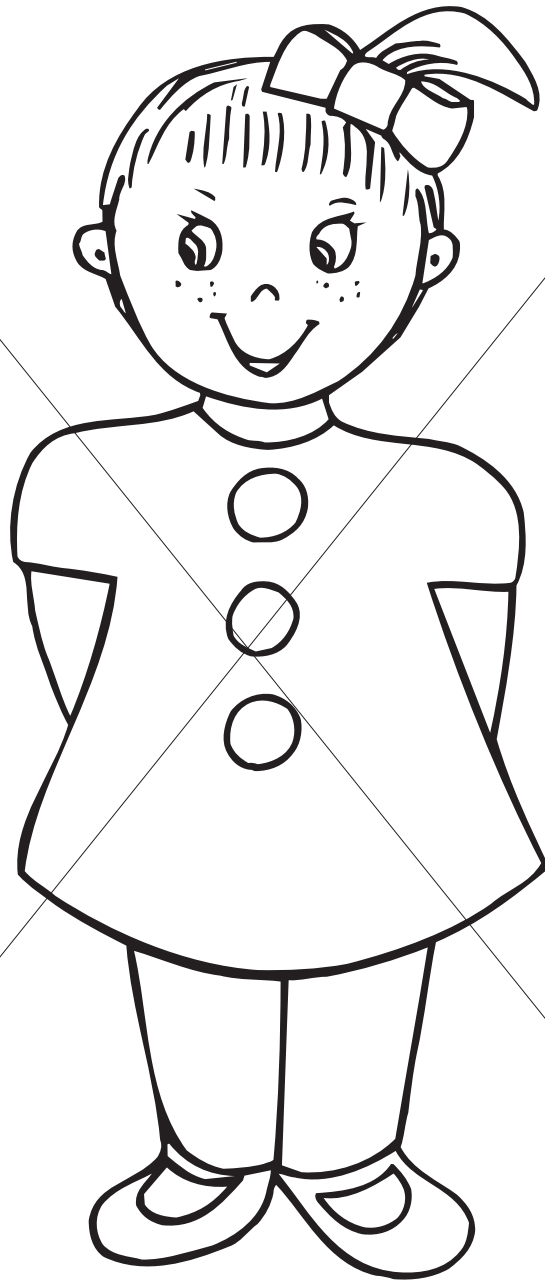


COLOREAR, RECORTAR Y PEGAR

EL BUS DE INFANTIL

NOMBRE:

FECHA:





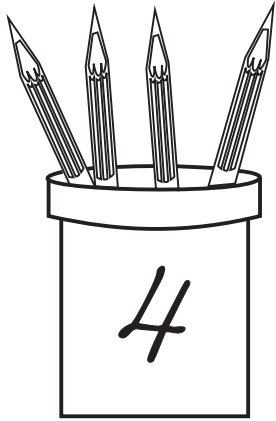


COLOREAR, RECORTAR Y PEGAR EN OTRA HOJA

NOMBRE:

EL BUS DE INFANTIL

FECHA:







COLOREAR, RECORTAR, ORDENAR Y PEGAR

NOMBRE:

EL BUS DE INFANTIL

FECHA:

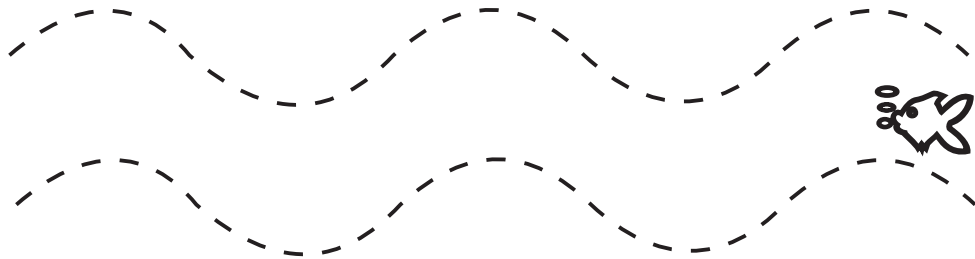



REPASAR Y COLOREAR

EL BUS DE INFANTIL

NOMBRE:

FECHA:

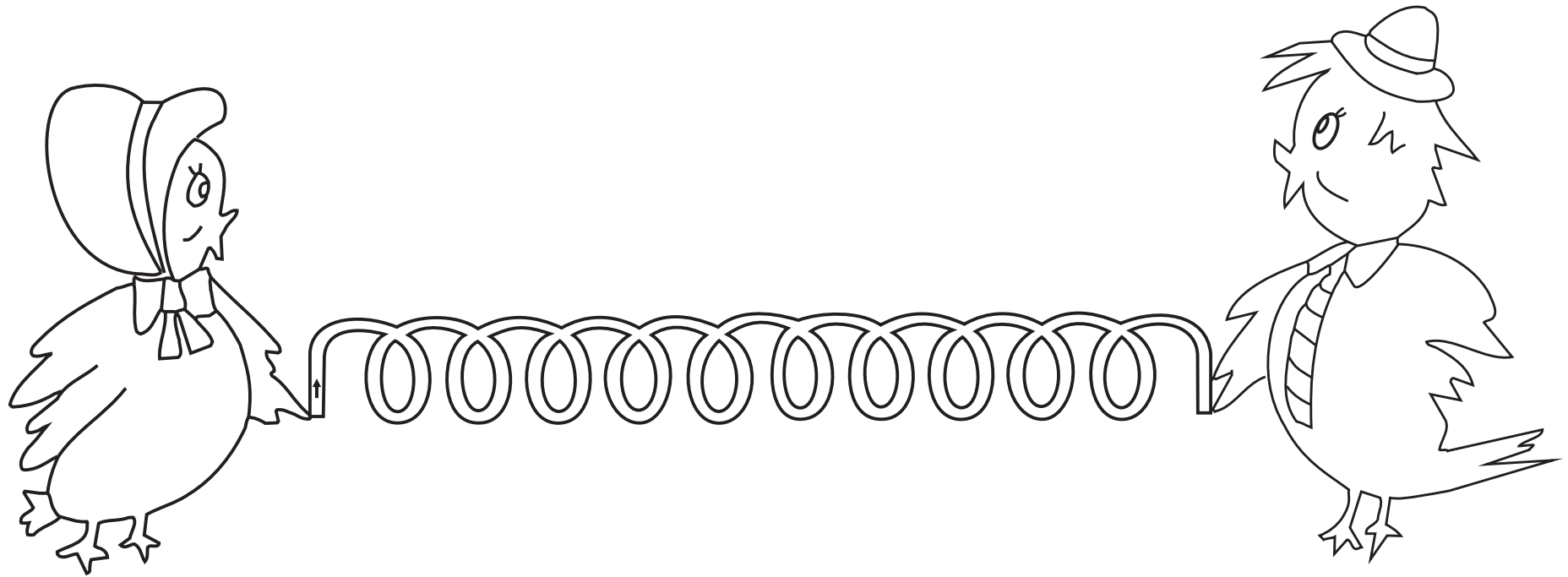


REPASAR LOS CAMINOS

NOMBRE:

EL BUS DE INFANTIL

FECHA:




REPASAR EL CAMINO Y COLOREAR

NOMBRE:

EL BUS DE INFANTIL

FECHA:




SEGUIR HACIENDO LA VÍA DEL TREN

NOMBRE:

EL BUS DE INFANTIL

FECHA:

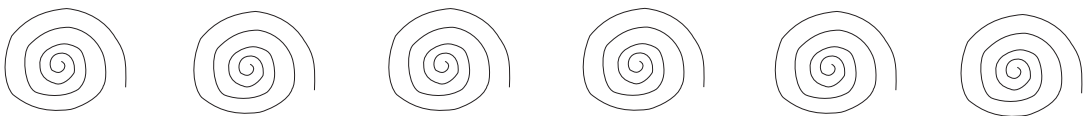



REPASAR

EL BUS DE INFANTIL

NOMBRE:

FECHA:



EN CADA PUNTITO SIGUE HACIENDO EL CARACOLILLO DE LA LANA DE LA OVEJA. REPASA LOS DE ABAJO CON ROTULADOR.

EL BUS DE INFANTIL

NOMBRE:

FECHA:




RESEGUIR CON PINTURA DE DEDOS

EL BUS DE INFANTIL

NOMBRE:

FECHA:




RESEGUIR CON PINTURA DE DEDOS.

NOMBRE:

EL BUS DE INFANTIL

FECHA:




SEGUIR LOS CAMINOS

EL BUS DE INFANTIL

NOMBRE:

FECHA:




REPASAR Y COLOREAR

EL BUS DE INFANTIL

NOMBRE:

FECHA:




REPASAR Y SEGUIR HACIENDO LAS OLAS

NOMBRE:

EL BUS DE INFANTIL

FECHA:





REPASAR Y COLOREAR DE AMARILLO

NOMBRE:

EL BUS DE INFANTIL

FECHA:


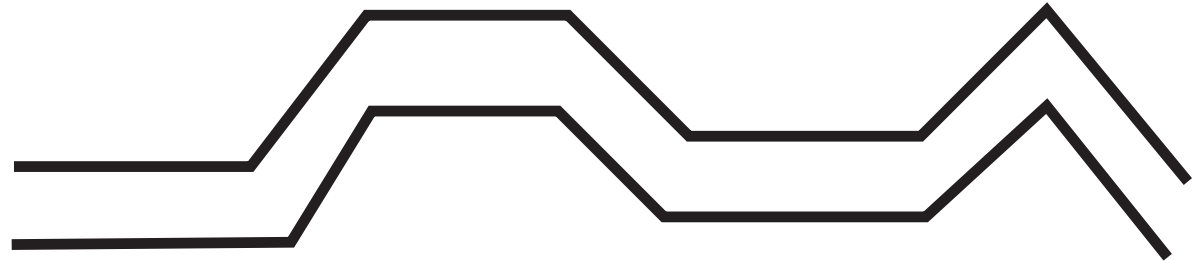


REPASAR Y COLOREAR

NOMBRE:

EL BUS DE INFANTIL

FECHA:

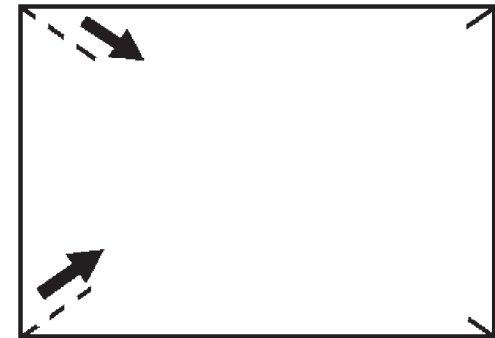
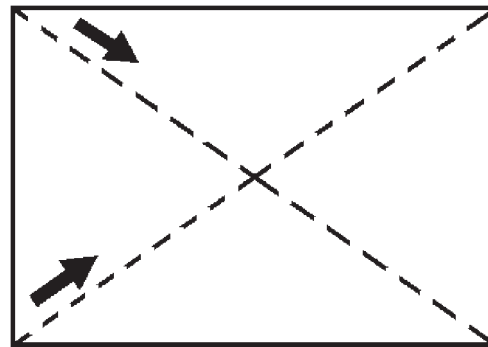
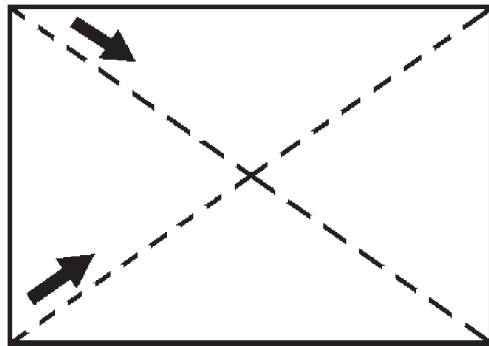



REPASAR LOS CAMINOS

NOMBRE:

EL BUS DE INFANTIL

FECHA:






LA CARTA. REPASAR Y COLOREAR.

NOMBRE:

EL BUS DE INFANTIL

FECHA:




REPASAR CAMINOS

NOMBRE:

EL BUS DE INFANTIL

FECHA:

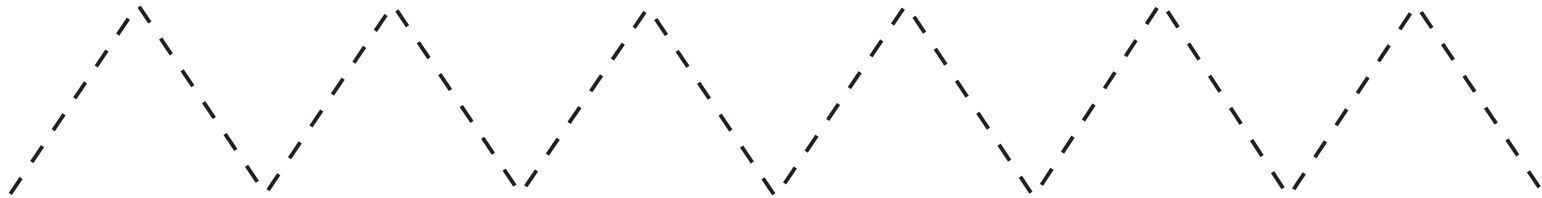
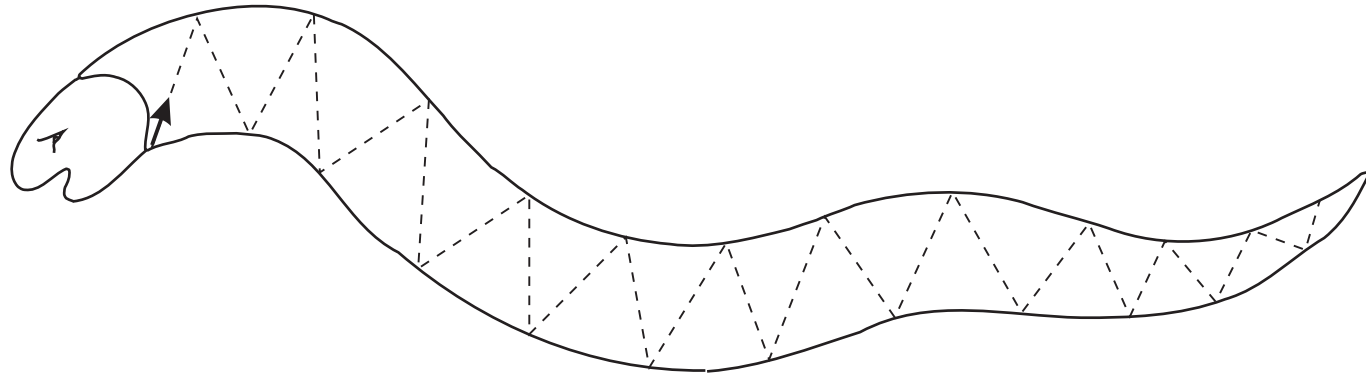


REPASAR LOS CAMINOS Y COLOREAR LA RANITA

NOMBRE:

EL BUS DE INFANTIL

FECHA:

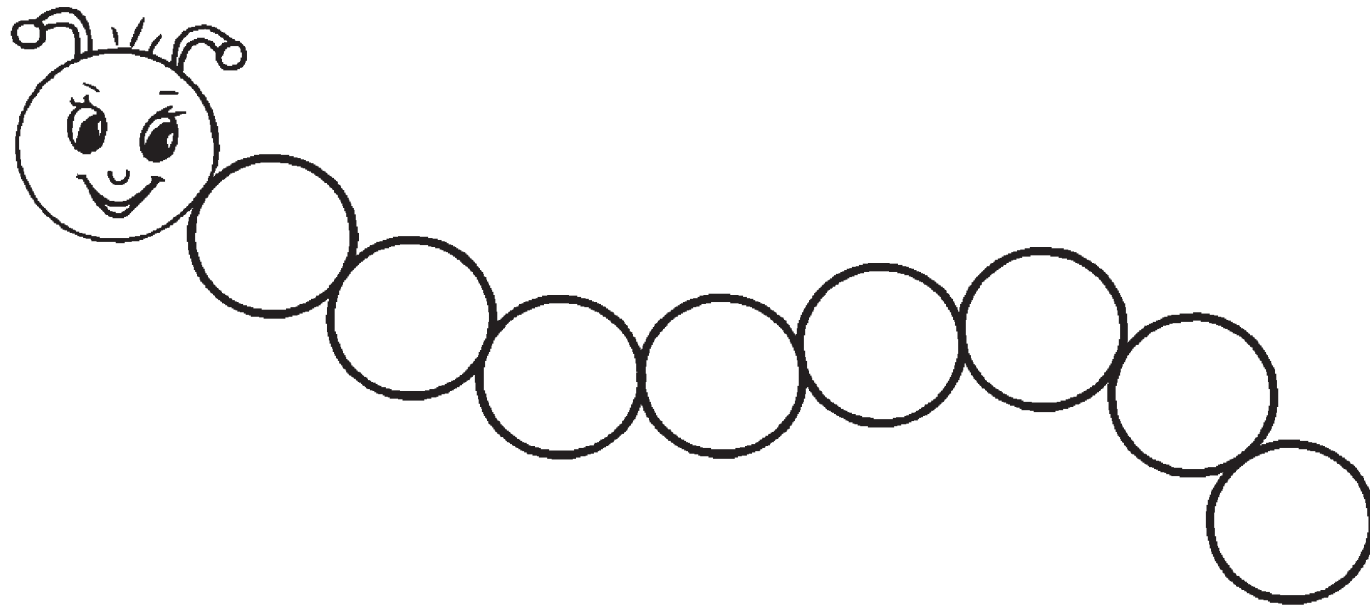


REPASAR Y COLOREAR

NOMBRE:

EL BUS DE INFANTIL

FECHA:




SERIE: ROJO, AZUL Y AMARILLO

NOMBRE:

EL BUS DE INFANTIL

FECHA:



SERIE: COLOREAR DE AZUL Y NARANJA

NOMBRE:

EL BUS DE INFANTIL

FECHA:




ROJO



AMARILLO



AZUL






SEGUIR MODELO

NOMBRE:

EL BUS DE INFANTIL

FECHA:



CONTINUAR LAS SERIES

NOMBRE:

EL BUS DE INFANTIL

FECHA:



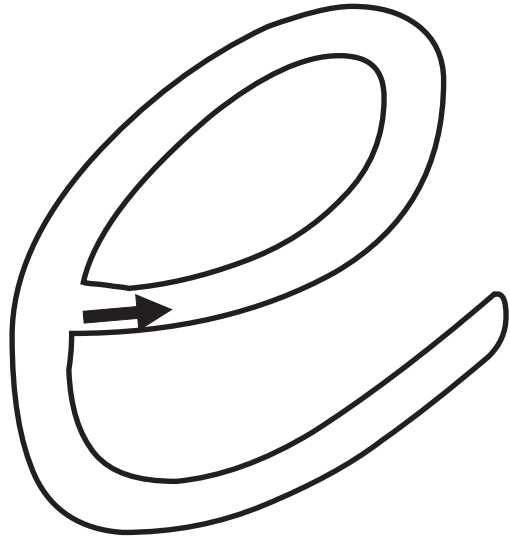
LAS VOCALES

LA LETRA A. REPASAR CON ROTULADOR


NOMBRE:

EL BUS DE INFANTIL

FECHA:



LAS VOCALES

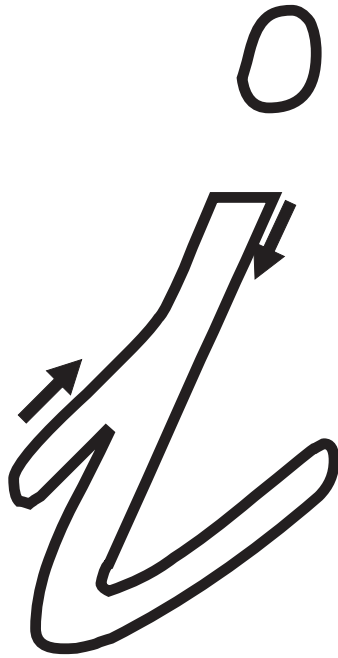


LA LETRA E. REPASAR CON ROTULADOR


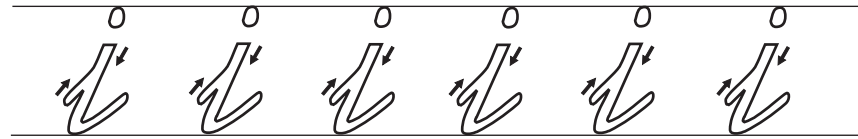
NOMBRE:

EL BUS DE INFANTIL

FECHA:



LAS VOCALES

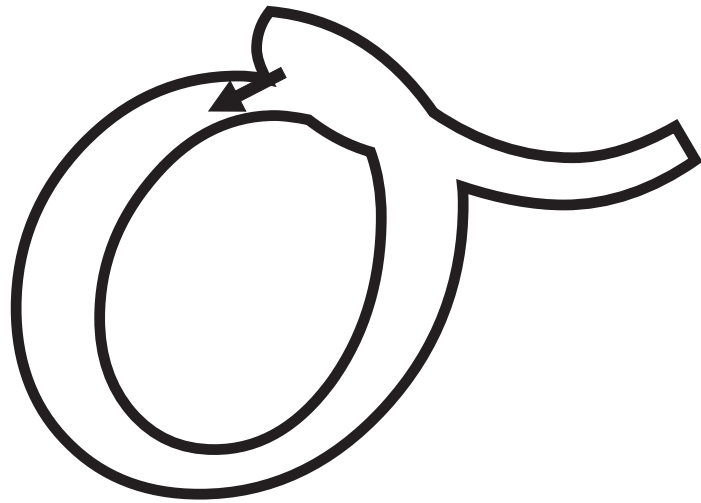


LA LETRA I. REPASAR CON ROTULADOR

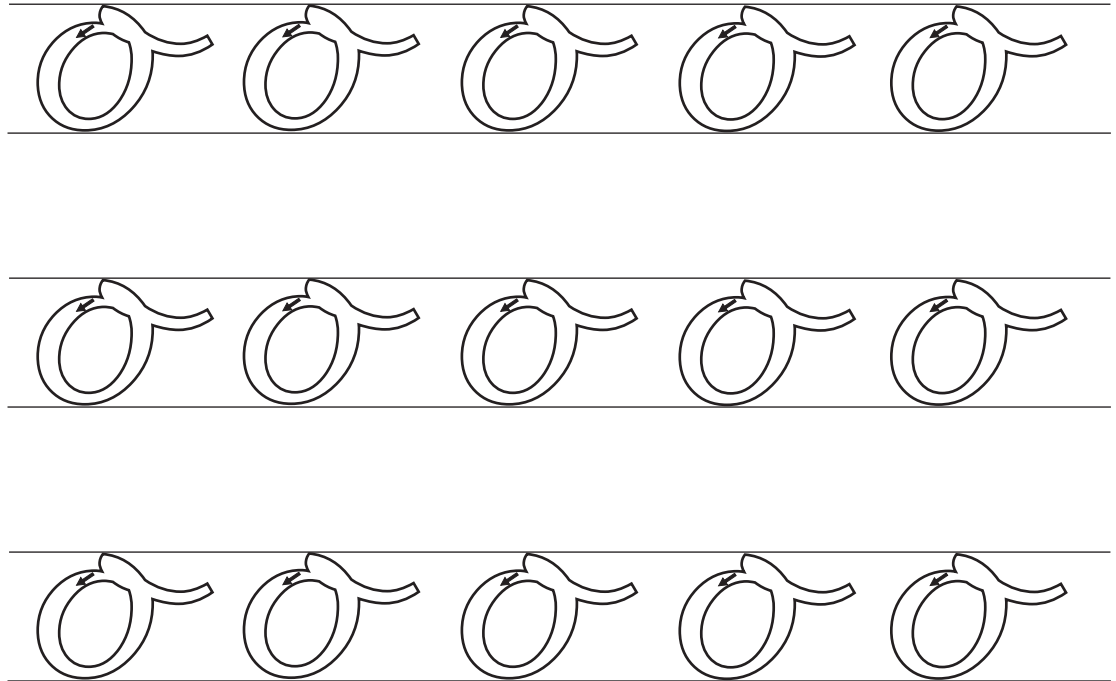
NOMBRE:

EL BUS DE INFANTIL

FECHA:



LAS VOCALES







LA LETRA O. REPASAR CON ROTULADOR

NOMBRE:

EL BUS DE INFANTIL

FECHA:



LAS VOCALES

LA LETRA U. REPASAR CON ROTULADOR