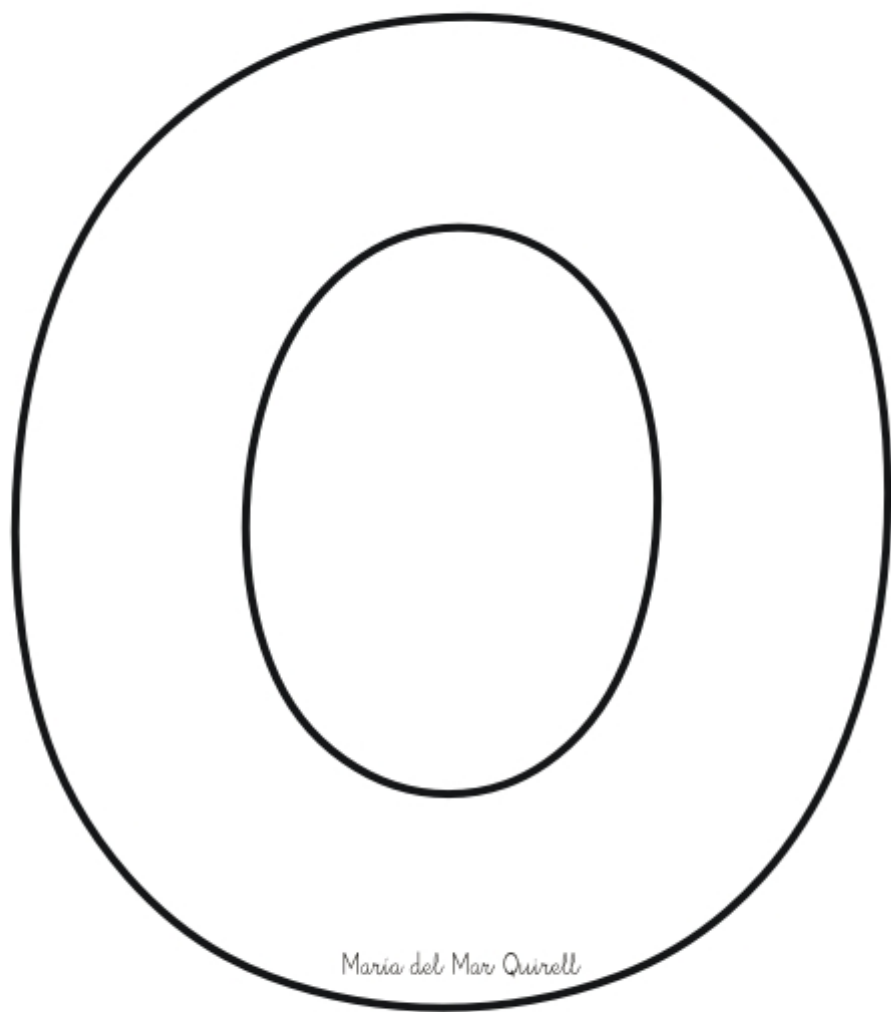



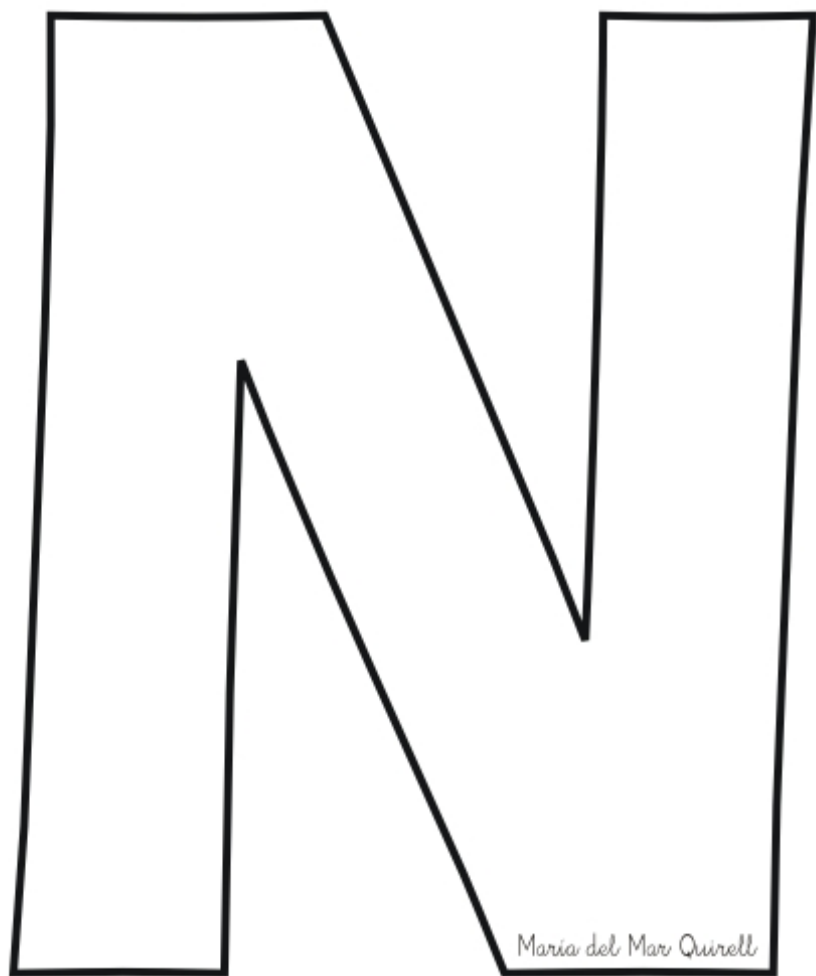
*María del Mar Quirell*



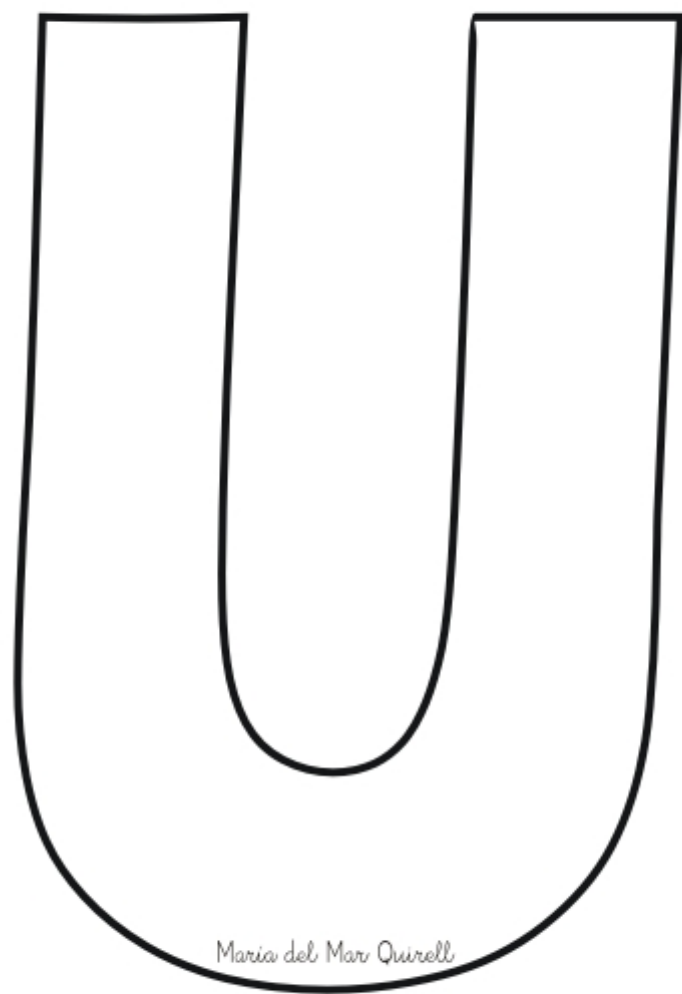
*María del Mar Quirell*




*Maria del Mar Quirell*




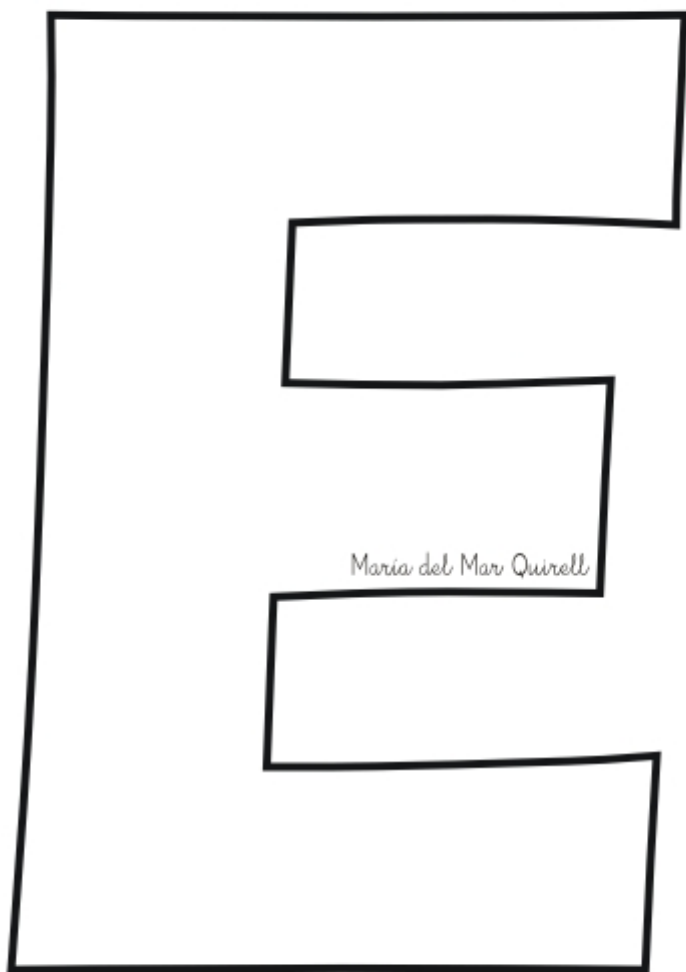
*Maria del Mar Quirell*

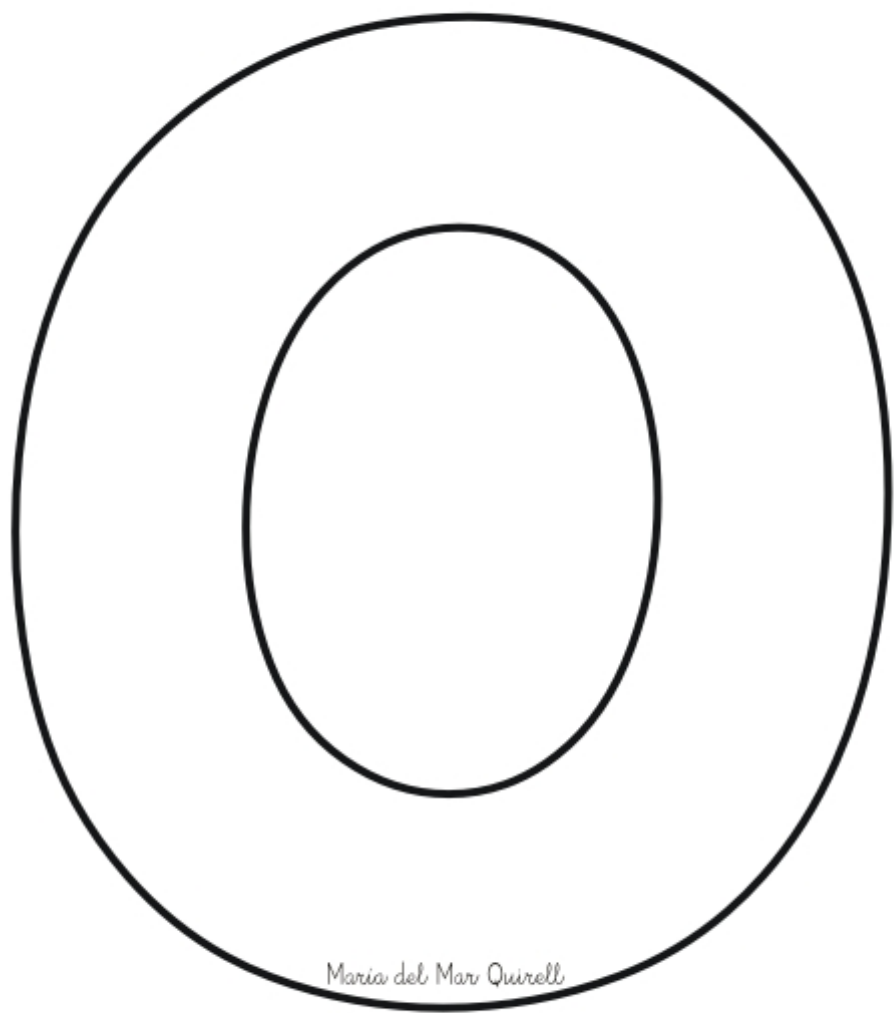


*Maria del Mar Quirell*




*Maria del Mar Quirell*






*Maria del Mar Quirell*



*Maria del Mar Quirell*

*Maria del Mar Quirell*

A large, hollow outline of the uppercase letter 'R' is positioned on the left side of the page. The letter is designed for coloring or tracing, with a thick black border. The top of the letter is rounded, and it has a vertical stem on the left and a curved arm on the right.

*Maria del Mar Quirell*

A large, hollow outline of the uppercase letter 'O' is positioned on the right side of the page. The letter is designed for coloring or tracing, with a thick black border. It is a simple, rounded shape with a smaller oval cutout in the center.

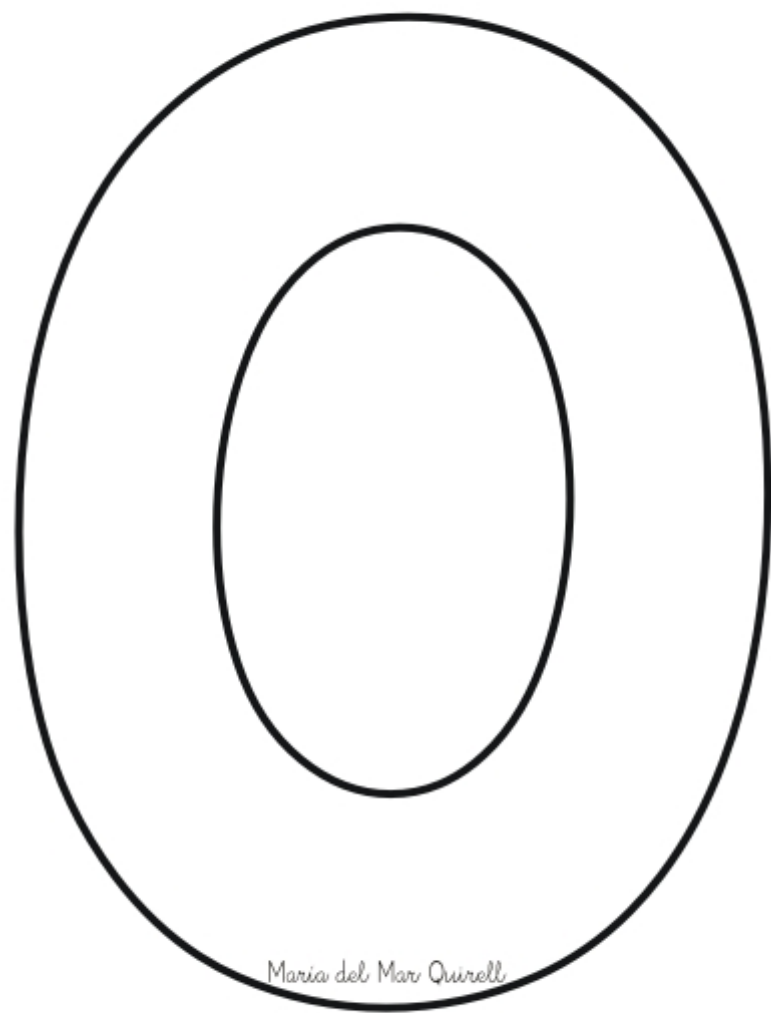
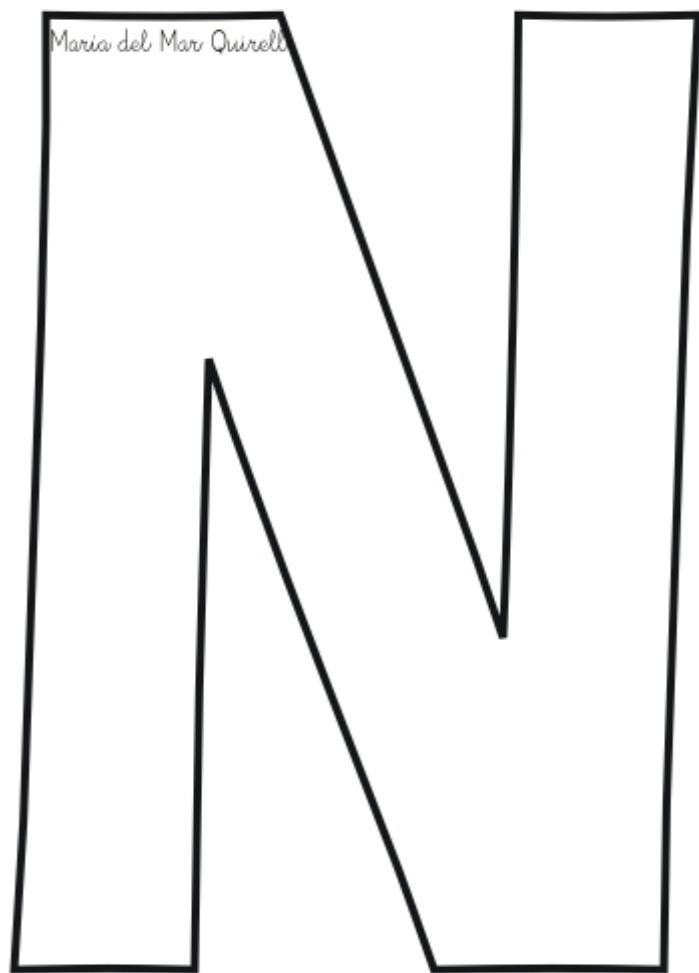
*Maria del Mar Quirell*

A large, hollow outline of the uppercase letter 'M'. The letter is composed of several straight line segments. The top horizontal bar is on the left. The left vertical stem goes down to the baseline. The first diagonal stroke goes up to a peak, then down to a central valley. The second diagonal stroke goes up to a second peak, then down to the baseline. The right vertical stem goes down to the baseline. The top horizontal bar is on the right.

*Maria del Mar Quirell*

A large, hollow outline of the uppercase letter 'A'. The letter is composed of several straight line segments. The top horizontal bar is on the left. The left diagonal stroke goes down to the baseline. The right diagonal stroke goes down to the baseline. The bottom horizontal bar is on the left. The right diagonal stroke goes up to a peak, then down to the baseline. The left diagonal stroke goes up to a peak, then down to the baseline. The top horizontal bar is on the right. Inside the letter, there is a smaller hollow outline of the letter 'A'.

*Maria del Mar Quirell*








*Maria del Mar Quirell*








*Maria del Mar Quirell*



*Maria del Mar Quirell*

I 	II 	III 	IV 	V 

VI 	VII 	VIII 	IX 	X 

Escribe "NÚMEROS ROMANOS" en la raya.  
Escribe los números del 1 al 10 en donde corresponda y colorea los dedos acorde al numero que indique.

*Maria del Mar Quirell*

# ROMANOS



María del Mar Quirell

# LOS NUMEROS



NUMEROS ROMANOS

I	II	III	IV	V
1	2	3	4	5
VI	VII	VIII	IX	X
6	7	8	9	10

NUMEROS ROMANOS

I	II	III	IV	V
1	2	3	4	5
VI	VII	VIII	IX	X
6	7	8	9	10

NUMEROS ROMANOS

I	II	III	IV	V
1	2	3	4	5
VI	VII	VIII	IX	X
6	7	8	9	10

NUMEROS ROMANOS

I	II	III	IV	V
1	2	3	4	5
VI	VII	VIII	IX	X
6	7	8	9	10

NUMEROS ROMANOS

I	II	III	IV	V
1	2	3	4	5
VI	VII	VIII	IX	X
6	7	8	9	10

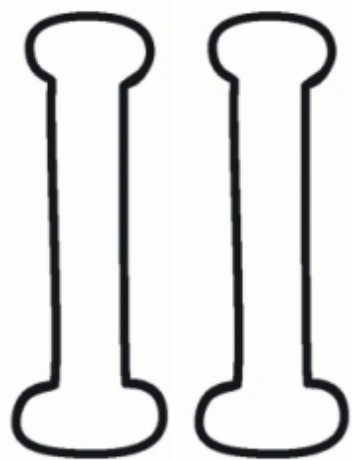
NUMEROS ROMANOS

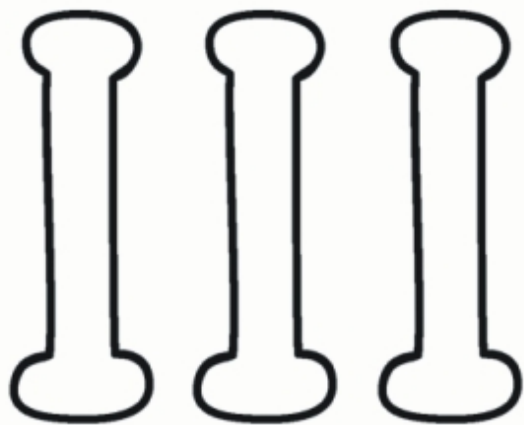
I	II	III	IV	V
1	2	3	4	5
VI	VII	VIII	IX	X
6	7	8	9	10



María del Mar Quirell







I V

4

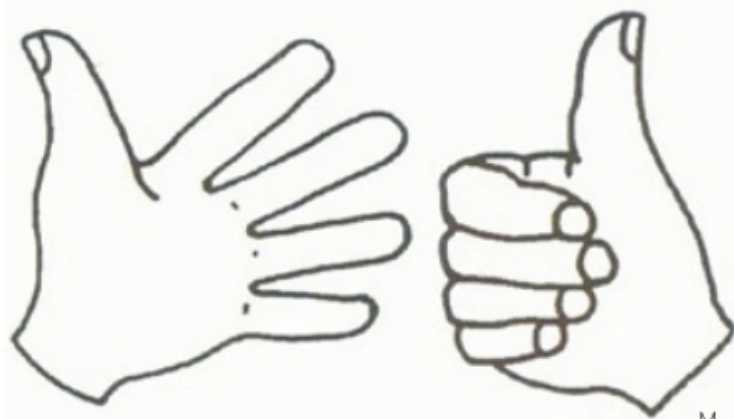






V I

6



VII

7



V III

8



I X

9



X

10

