


# HABILIDADES METAFONOLÓGICAS

Quitamos la sílaba del medio



Este material está diseñado para trabajar las habilidades metafonológicas, más concretamente la eliminación de la sílaba final y que el alumno identifique la palabra que se ha formado.

Por favor, no te apropiés del material, no lo vendas.

Este material está realizado con mucho cariño para ser usado por la comunidad educativa y no tengo intención de sacar ningún beneficio económico con él.

Respeto mi trabajo, así como la ética de la distribución y la atribución de la autoría.

Los pictogramas utilizados son de:



- **Autor pictogramas:** Sergio Palao
- **Procedencia:** ARASAAC (<http://arasaac.org>)
- **Licencia:** CC (BY-NC-SA)
- **Propiedad:** Gobierno de Aragón

No se permite un uso comercial de la obra original ni de las posibles obras derivadas, la distribución de las cuales se debe hacer con una licencia igual a la que regula la obra original.



#### VOCABULARIO

Flamenco-Flaco  
Camilla-Cara  
Galleta-Gata  
Raqueta-Rata  
Conejo-Cojo  
Pomelo-Polo  
Águila-Ala  
Medusa-Mesa


Pamela-Pala  
Chuleta-Chuta  
Carpeta-Carta  
Camisa-Casa  
Molino-Mono  
Marino-Mano  
Cuchara-Cura  
Cabaña-Caña

Plátano-Plano  
Tarjeta-Tarta  
Carrera-Cara  
Caballo-Callo  
Macarrón-Marrón  
Orilla-Olla  
Látigo-Lago  
Pomada-Poda

# 1 Quitamos la sílaba del medio ● ~~●~~ ●


NOMBRE: \_\_\_\_\_




















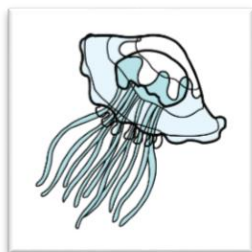
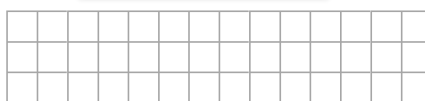
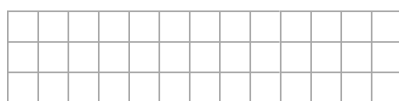

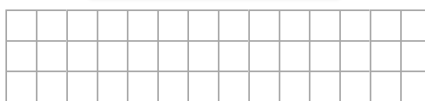
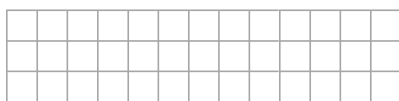











## 2 Quitamos la sílaba del medio




NOMBRE: \_\_\_\_\_


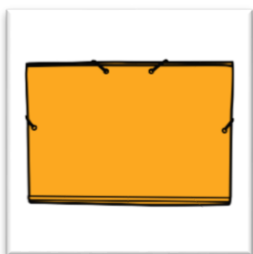


3 Quitamos la sílaba del medio ● ~~✗~~ ●


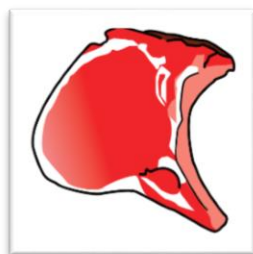
NOMBRE: \_\_\_\_\_



















# 4 Quitamos la sílaba del medio




NOMBRE: \_\_\_\_\_




















# 5 Quitamos la sílaba del medio




NOMBRE: \_\_\_\_\_





















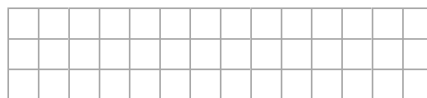


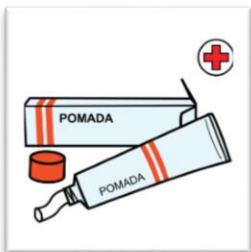



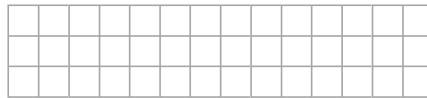


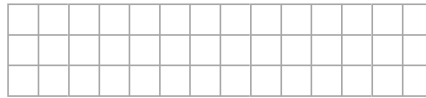







# 6 Quitamos la sílaba del medio





NOMBRE: \_\_\_\_\_

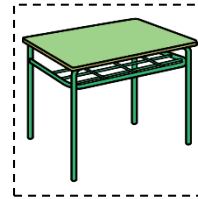


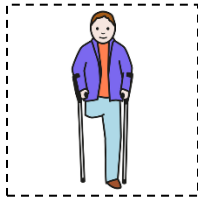




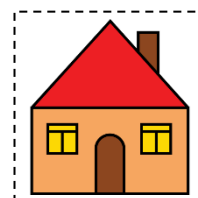

## 1 Quitamos la sílaba del medio



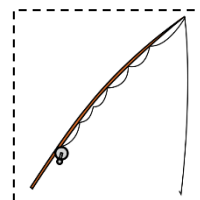
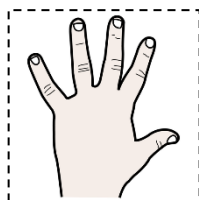

## 2 Quitamos la sílaba del medio






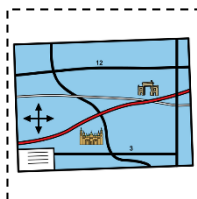
## 3 Quitamos la sílaba del medio



## 4 Quitamos la sílaba del medio



## 5 Quitamos la sílaba del medio



## 6 Quitamos la sílaba del medio

