



Mini-book Vocales

actividad de trabajo autónomo

FREEBIE





5 mini-books
30 palabras


		
		





A 


		
	E	E




E 



		
	I	I

U 

		
	I	I

I 

		O
		O

OCA se escribe con **O**



Mini-book Vocales

actividad de trabajo autónomo

¿Qué vas a encontrar?

Este documento contiene una actividad para trabajar la identificación y el reconocimiento de la grafía de las vocales. La actividad está adaptada en forma y uso, procurando ser una actividad muy visual, manipulativa y estructurada en su ejecución. Los libros están pensadas para trabajar como actividad autónoma o guiada y para ejecutar la actividad de izquierda a derecha y/o de arriba abajo

El vocabulario de los libros trabajado es:

ABEJA	EDIFICIO	IMÁN	OCA	UNICORNIO
ARAÑA	ELEFANTE	IGUANA	OJO	UNTAR
ARBOL	ENSALADA	ICEBERG	OREJA	URRACA
ARCOIRIS	ERIZO	IMPRESORA	ORDENADOR	UVAS
ARDILLA	ESPEJO	IGLÚ	OSO	UNO
AVIÓN	ESTRELLA	INSECTO	OVEJA	UÑA

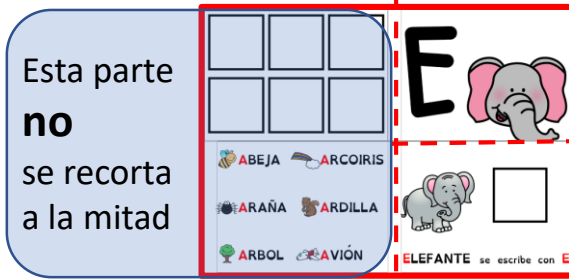
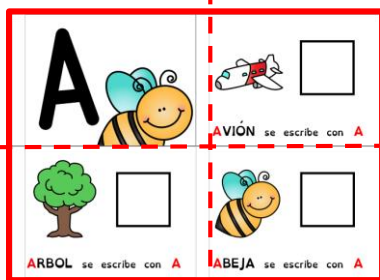
Instrucciones

El material está diseñado para trabajarlo a modo de libro interactivo.

Si **plastificas**: imprime las páginas. Puedes plastificar y después recortar, o recortar-plastificar-recortar.

Antes de recortar, importante!

La última página del libro es el doble de alta que las demás, son 2 piezas en 1 ino recortar!



Encuaderna el libro y pon velcro en cada recuadro y por detrás de las piezas rojas.

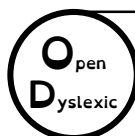
LICENCIAS



[Instagram.com/sapadathr](https://www.instagram.com/sapadathr)



theanimatedteacher.com/





opendyslexic.org/





whimsyclips.com


A





AVIÓN se escribe con **A**








ARBOL se escribe con **A**




ABEJA se escribe con **A**



ARAÑA se escribe con **A**




ARDILLA se escribe con **A**



ARCOIRIS se escribe con **A**

E



ABEJA



ARCOIRIS



ARAÑA




ARDILLA



ARBOL




AVIÓN









--


ELEFANTE se escribe con E




ESTRELLA se escribe con **E**



RIZO



SPEJO



--

ENSALADA se escribe con **E**



EDIFICIO



ESTRELLA



ELEFANTE




ERIZO



ENSALADA






ESPEJO





--


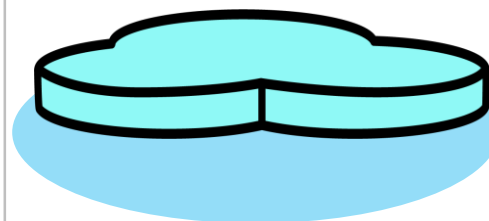
EDIFICIO se escribe con **E**




IMÁN se escribe con **I**








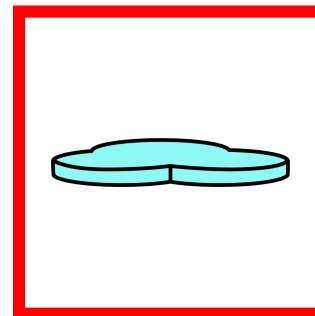
IGUANA se escribe con **I**





ICEBERG se escribe con **I**



IMPRESORA se escribe con **I**




IGLÚ



INSECTO

O



 ICEBERG

 IMÁN

 IGLÚ

 IMPRESORA


 IGUANA

 INSECTO





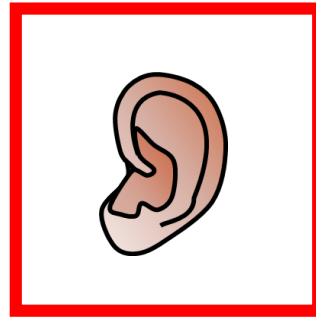


--



ORDENADOR se escribe con O



OREJA se escribe con **O**



S O



J O



--

OVEJA se escribe con **O**



OCA



ORDENADOR



OJO




OSO



OREJA




OVEJA





--

OCA se escribe con **O**



U










UNICORNIO se escribe con U





UVAS se escribe con U



URRACA se escribe con U




UNTAR se escribe con **U**









ÑA

1



NO



 **UNICORNIO**

 **UVAS**

 **UNTAR**

1 **UNO**

 **URRACA**

 **UÑA**