


# CUADERNILLO


# LETRA T



**El material está bajo licencia por lo que no se puede distribuir ni vender**

# Apoyo Gestual

T



+

A

E


I

O

U



T



# Directa Inicial



.....léfono




.....ser



.....ladro



.....gre



.....mate



.....xi




.....nedor



.....mber




.....lipán



.....burón




.....cón



.....ro



T



# Directa Intermedia




gui.....rra



an.....na



tor.....ga




pan.....lla



calce.....nes




pa.....to




chocola.....na



pin.....ra



cas.....llo




ambien.....dor



**orientamedia**gabinete

T



# Directa Final



male.....s



sie.....



pelo.....



me.....



diaman.....



bille.....



chocola.....



astronau.....



plan.....



se.....



# Instrucciones:

Rodea las que tengan **TA**

Tacha las que tengan **TE**



Encuadra las que tengan **TI**

En un corazón las que tengan **TO**

Subraya las que tengan **TU**



T



## Cada cosita en su lugar:



*rinoceronte*



*torre*



*puerta*



*pintalabios*



*pirata*



*estanteria*



*portatil*



**orientamedia**gabinete

T



Rodea la correcta:




tejas  
tijeras



coletis  
coletas



plátino  
plátano



tornillo  
ternillo



gote  
gota



taléfono  
teléfono



carretera  
carretira



paleta  
palette




pollito  
polleto



tuza  
taza



pelota  
pelotu



gati  
gato



orientamedia**gabinete**




**T**




**Rodea la correcta:**



**TU TE TA**




**TU TE TA**



**TO TA TI**



**TI TA TO**



**TE TA TO**



**TI TA TU**



**TU TO TI**



**TI TO TA**



**TO TE TA**



**orientamedia**gabinete

T



**Tacha en la imagen los dibujos que tenga T**



imagen de freepik.es



**orientamedia gabinete**

