

Actividades

de

Atención

Edad:
6-8 años

DISCRIMINACIÓN DE TAMAÑOS, COLORES, FORMAS
Y POSICIONES



www.pedagoideas.com



Actividad 1

¿Qué dibujo es: mayor, menor o igual respecto al otro? Fíjate en el ejemplo

Discriminación de forma y tamaño

Leyenda:











Mayor que



Menor que




Igual que



Actividad 2

¿Cuántos dibujos hay? Fíjate bien, algunos están escondidos



Discriminación de forma, tamaño, posición y color



Actividad 3

Encuentra las 8 diferencias.
Márcalas en el dibujo de abajo.




Discriminación
de forma y
posición



Actividad 4a

Memoriza estos dibujos. Cuando haya pasado 1 minuto tendrás que recordar dónde estaban.




Discriminación de forma, tamaño, posición y color



Actividad 4b

¿Recuerdas los dibujos anteriores? Redondea los dibujos que se han movido de sitio.






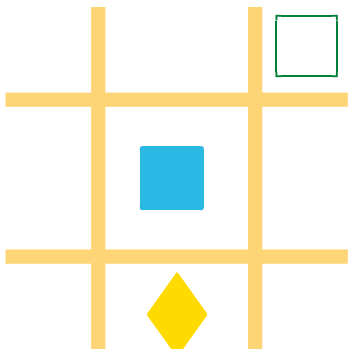


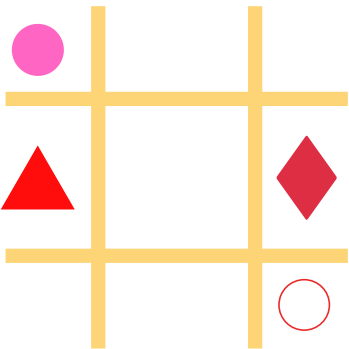


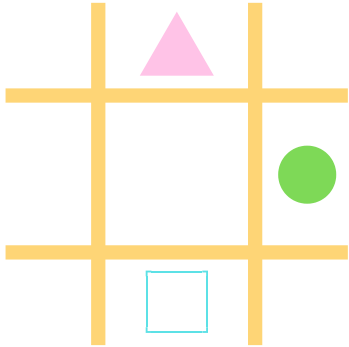



Discriminación de forma, tamaño, posición y color



Actividad 5

Fíjate en las formas de la cuadrícula de la izquierda e intenta poner cada forma en la "cuadrícula" de la derecha.

Discriminación de forma, tamaño, posición y color



Actividad 6

Fíjate en la leyenda. A cada triángulo le corresponde un número que deberás poner en los cuadrados que hay debajo de cada figura.




Discriminación de forma, tamaño y posición



1




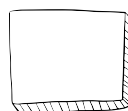
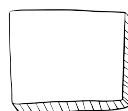
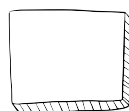
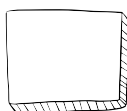

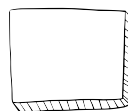
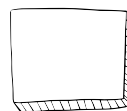
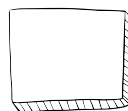

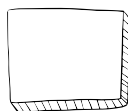
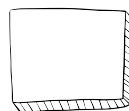
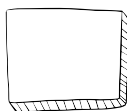
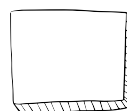

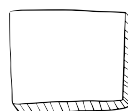
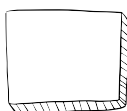
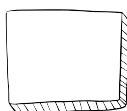
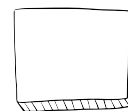
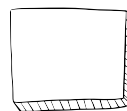
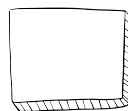
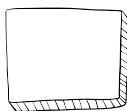
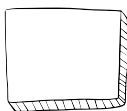
2



3







4



Actividad 7

Fíjate en los dibujos de la izquierda. Completa los cuatro detalles que le faltan a los de la derecha.

Discriminación
de forma,
tamaño y
posición




Para terminar pinta como tu quieras los tres dibujos de la izquierda.

Actividad 8

Tacha los cuadrados que tienen tres burbujas coloreadas y dos blancas.

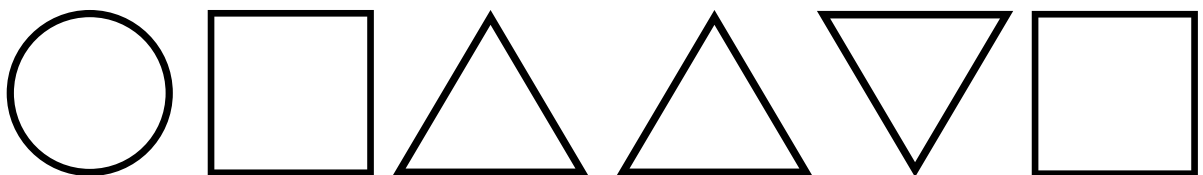
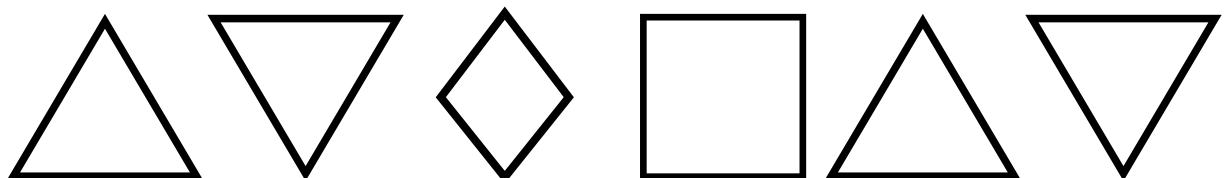
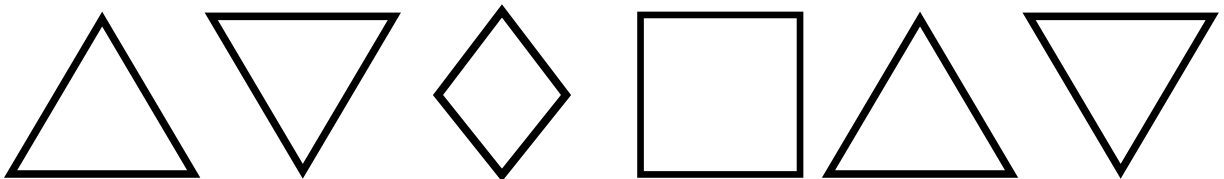

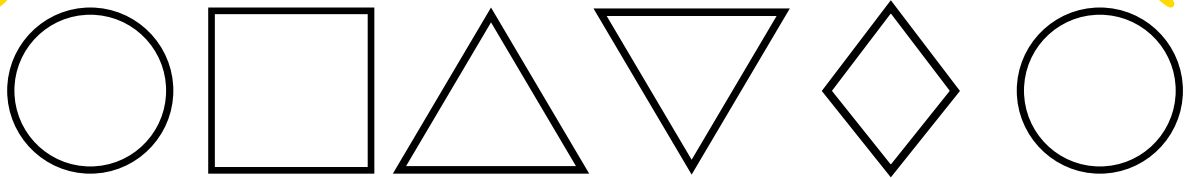

Discriminación de forma, tamaño, posición y color.



Actividad 9

Fíjate en el modelo. Debes de dibujar la figura y su color donde corresponda.

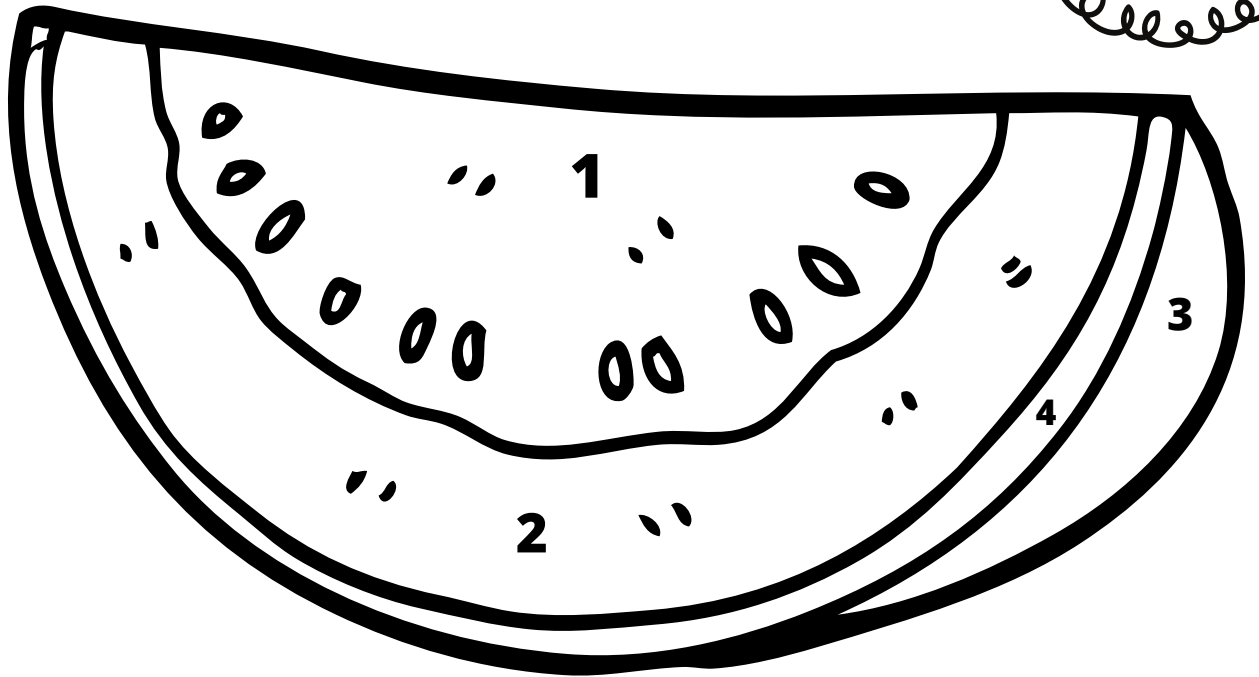
Discriminación de forma, tamaño y posición



Actividad 10

¡A pintar! Cada número tiene su código de color.
Búscalos números en la imagen y después fíjate
qué color debes usar.

Discriminación
de forma,
tamaño y
posición y color.



3



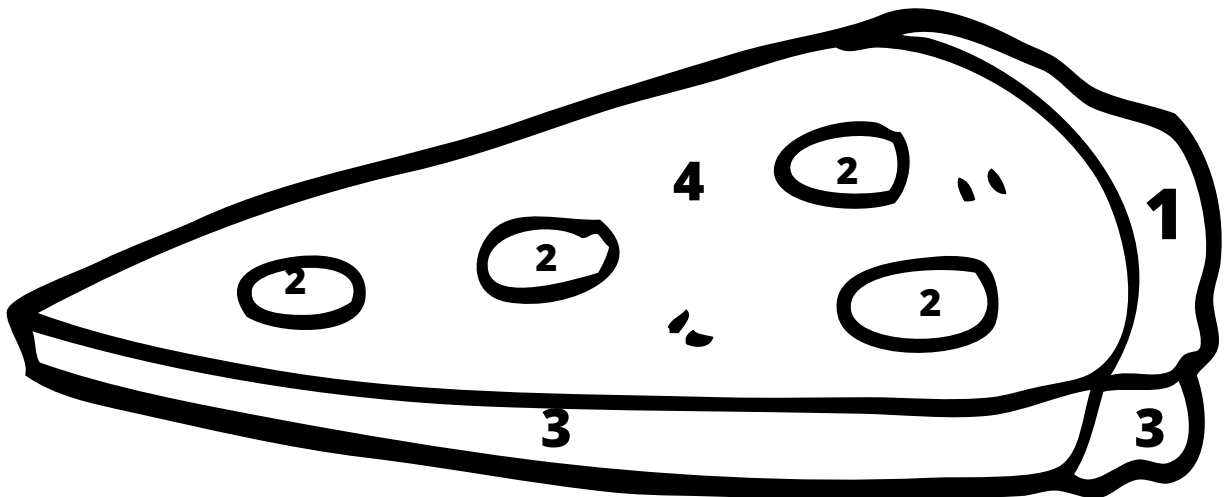
4



2



1



2



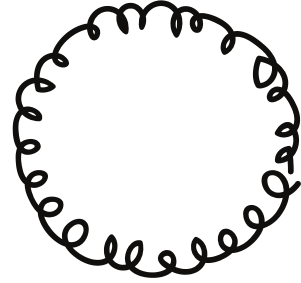
4



3



1



Si te ha gustado este material puedes seguirme a través del **código QR** que enlaza a mi **blog** y en la **Tarjeta de Identificación** de mi **Instagram** (@pedagoideas)

Imágenes y tipografía extraídas de *Canva*

