

MINIBOOK
-EMOTIONARY-

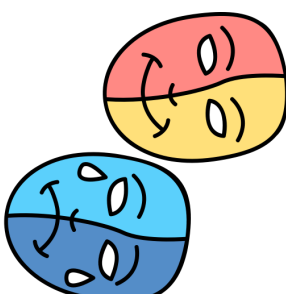
MINIBOOK

-Emotional-



MINIBOOK

-EMOTIONARY-

<p>Porque:</p> <p>_____</p> <p>_____</p> <p>_____</p> <p>@lelgar</p>	<p>_____</p> <p>_____</p> <p>_____</p> <p>Because</p>	<p>_____</p> <p>_____</p> <p>_____</p> <p>Because</p>	<p>_____</p> <p>_____</p> <p>_____</p> <p>Because</p>	<p>_____</p> <p>_____</p> <p>_____</p> <p>Because</p>
<p>SUNDAY</p>	<p>SATURDAY</p>	<p>FRIDAY</p>	<p>THURSDAY</p>	<p>WEDNESDAY</p>
<p>TODAY!</p> <p>FEEL...</p> 	<p>_____</p> <p>_____</p> <p>_____</p> <p>Because</p>	<p>_____</p> <p>_____</p> <p>_____</p> <p>Because</p>	<p>_____</p> <p>_____</p> <p>_____</p> <p>Because</p>	<p>_____</p> <p>_____</p> <p>_____</p> <p>Because</p>
<p>_____</p> <p>_____</p> <p>_____</p> <p>Because</p>	<p>_____</p> <p>_____</p> <p>_____</p> <p>Because</p>	<p>_____</p> <p>_____</p> <p>_____</p> <p>Because</p>	<p>_____</p> <p>_____</p> <p>_____</p> <p>Because</p>	<p>_____</p> <p>_____</p> <p>_____</p> <p>Because</p>

MINIBOOK -EMOTIONARY-



HAPPY



SAD



GOOD











ANGRY












BORED



SILLY

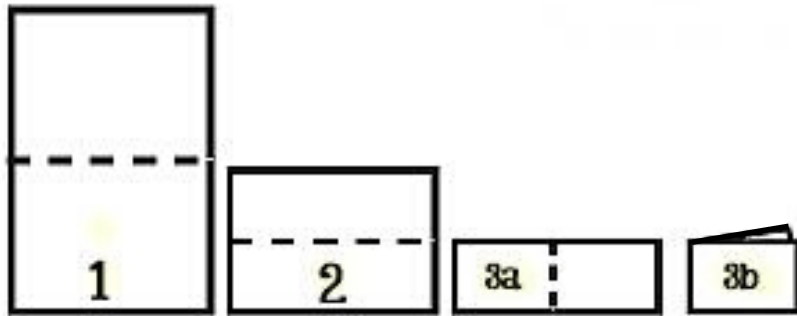




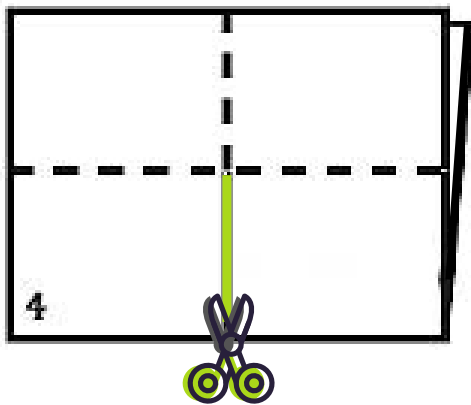
MINIBOOK

-EMOCIONARIO-

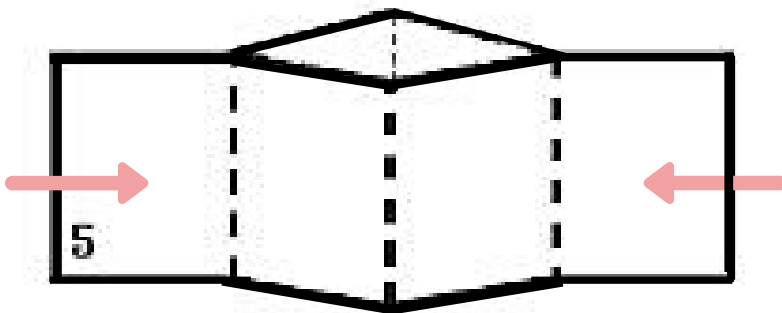
How to fold a minibook.



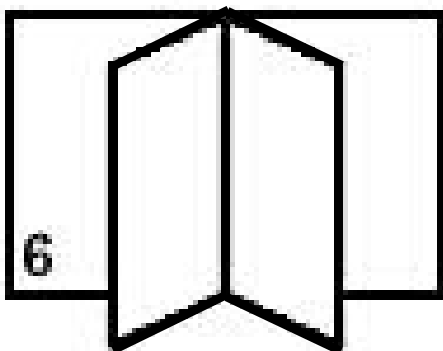
Fold a sheet of paper in these parts.



Open the mini book to the first fold, with the **close** part at the bottom. Look at the picture and **cut half-way** to the top of the paper.



Push in ends...



And now you
have your
minibook!

Thanks for downloading!

Find out more at:



@legarlu

Don't forget to mention me! :)

@Legarlu

