
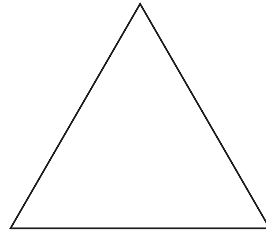




EVALUACIÓN INICIAL 1º

1. Colorea de rojo el cuadrado de verde el triángulo, de azul el círculo y de amarillo el rectángulo.



2. Escribe el anterior y posterior de los siguientes números.

	8	
--	---	--

	5	
--	---	--


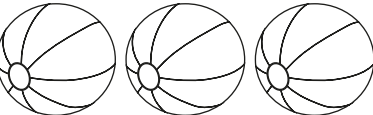

	10	
--	----	--

	6	
--	---	--

	2	
--	---	--

	9	
--	---	--

3. Completa para que tengamos 10 e indican cuántos faltan.

COMPLETA HASTA 10	FALTAN
	
	
	
	
	

4. Ordena de menor a mayor.

6 - 4 - 2 - 8

Four empty rounded square boxes for ordering the numbers 6, 4, 2, and 8 from smallest to largest.

7 - 0 - 5 - 3

Four empty rounded square boxes for ordering the numbers 7, 0, 5, and 3 from smallest to largest.

5. Ordena de mayor a menor.

8 - 6 - 1 - 5

Four empty rounded square boxes for ordering the numbers 8, 6, 1, and 5 from largest to smallest.

4 - 0 - 3 - 8

Four empty rounded square boxes for ordering the numbers 4, 0, 3, and 8 from largest to smallest.

6. Completa la serie

A horizontal row of ten empty rounded square boxes for completing a number sequence.

7. Cuenta y relaciona.



A rounded square box containing the number 8.


A rounded square box containing the number 4.

A rounded square box containing the number 3.

A rounded square box containing the number 7.

A rounded square box containing the number 5.

8. Dibuja.



Fuera



Dentro

