



Cuaderno de

Repaso

Navidad

Lengua





Infantili





Puzzle

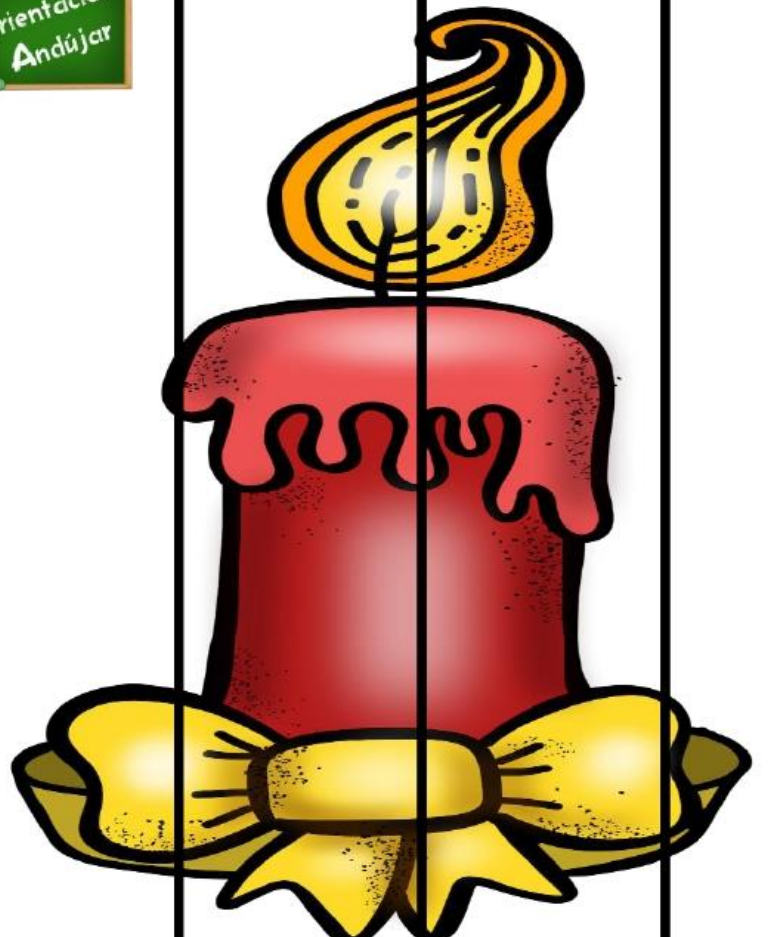


palabras

navidenas




Orientación
Andújar



V E L A

Orientación
Andújar



L A Z O



Orientación
Andújar


E L F O

Orientación
Andújar

A N G E L




Orientación
Andújar



T R I N E O

Orientación
Andújar



R E G A L O




Orientación
Andújar



A R B O L

Orientación
Andújar



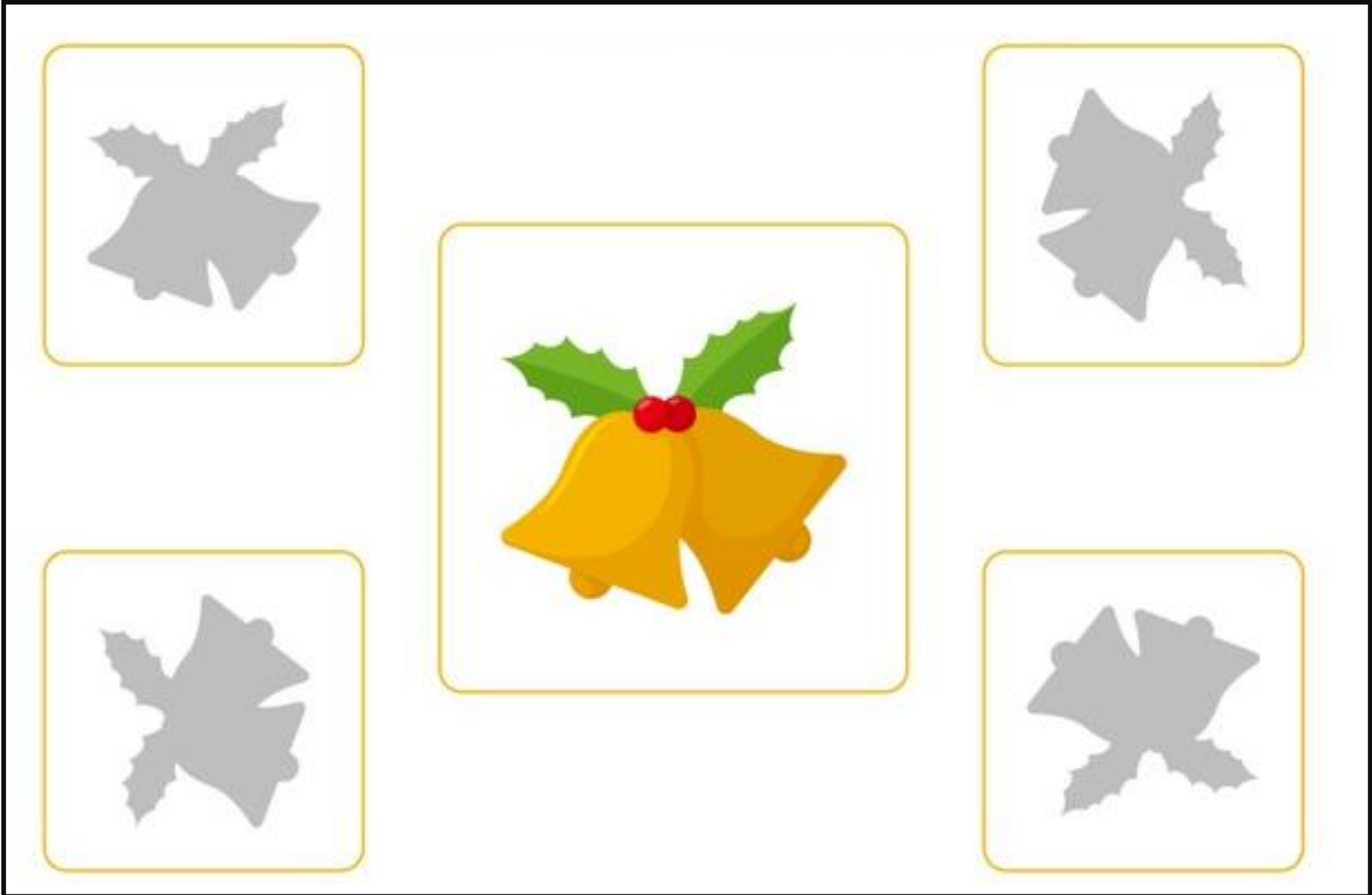
G A L L E T A



Orientación
Andújar



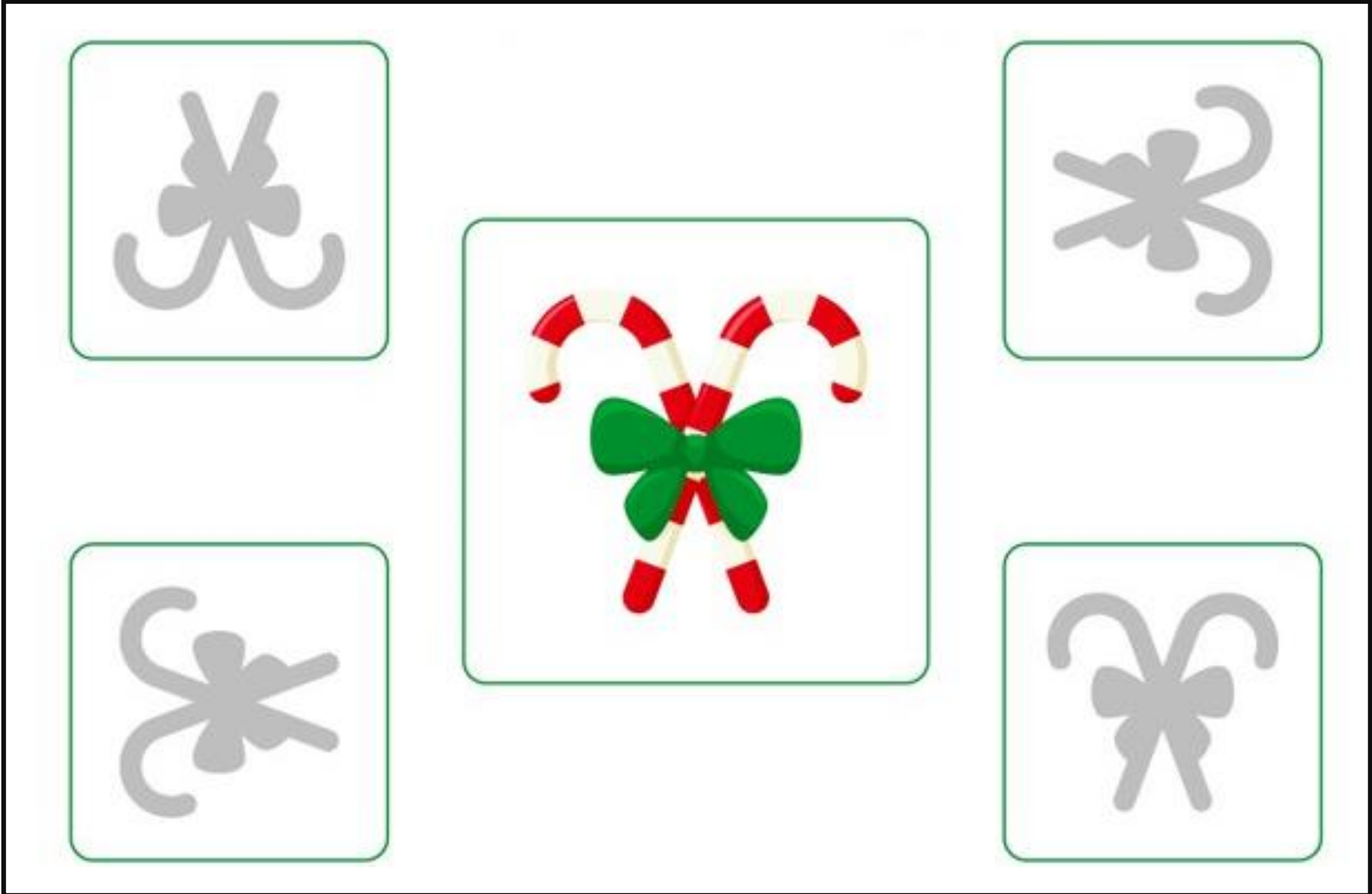
C H I M E N E A



Engage Su

Sombra










Elige su

Sombra





	-	<input type="text"/>
	-	<input type="text"/>
	-	<input type="text"/>
	-	<input type="text"/>
	-	<input type="text"/>








¿Cuántos

hay?





	-	<input type="text"/>
	-	<input type="text"/>
	-	<input type="text"/>
	-	<input type="text"/>
	-	<input type="text"/>



¿Cuántos

hay?

ORIENTA MEDIA





Evenimentra ei
diferente





Fichas de

atención para



trabajar con

galletas o pompones







Completa el dibujo siguiendo el modelo







Completa el dibujo siguiendo el modelo







Completa el dibujo siguiendo el modelo







Completa el dibujo siguiendo el modelo





Completa el dibujo siguiendo el modelo





5 .



4 .




1 .



8 .



9 .



Cuenta

y una



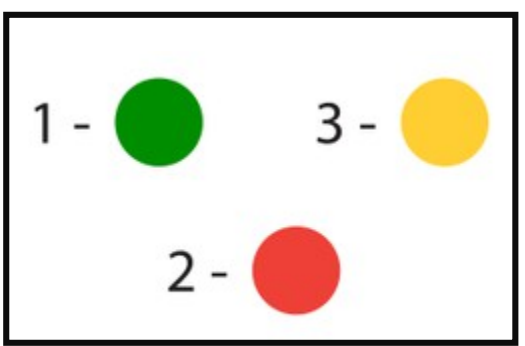
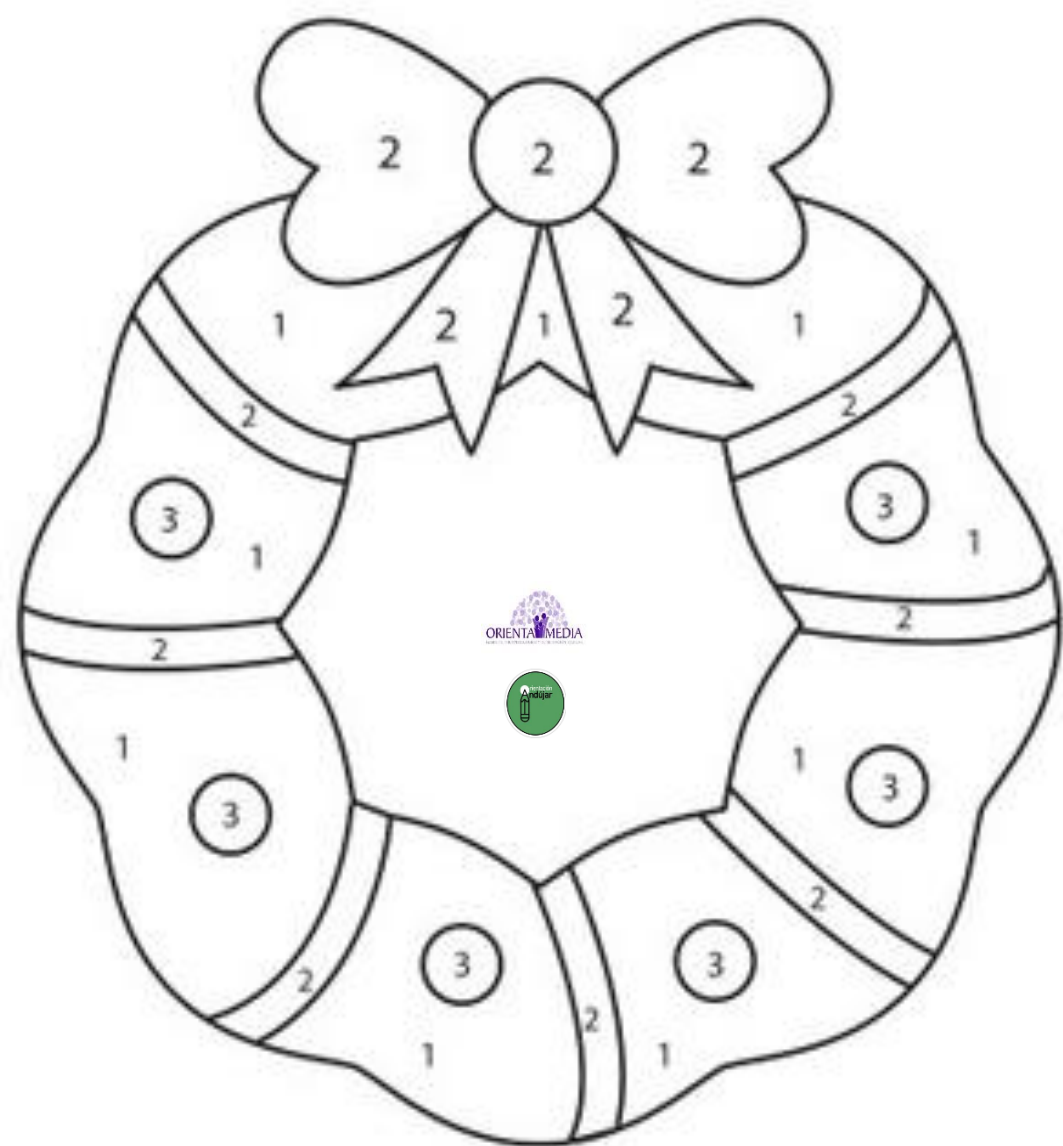


Enventra ei

diferente

ORIENTA MEDIA





Colora

por

números






Cada

oveja

con su

pareja









Repasa y

pinta





Count
the
items
and
write
the
number





Three rows of tracing practice. Each row starts with a red Christmas stocking on the left and a green Christmas tree on the right. The first row has a zigzag dashed line. The second row has a smooth curve dashed line. The third row has a wavy dashed line.

Repasa





Three rows of tracing exercises. Each row starts with a Christmas ornament on the left and a Christmas tree on the right. The first row has a red ornament with a yellow tree and a simple curved dashed line. The second row has a yellow ornament with horizontal stripes and a series of connected arches. The third row has a red ornament with a yellow snowflake and a wavy dashed line.

Repasa




















Encontra

la parte

que falta

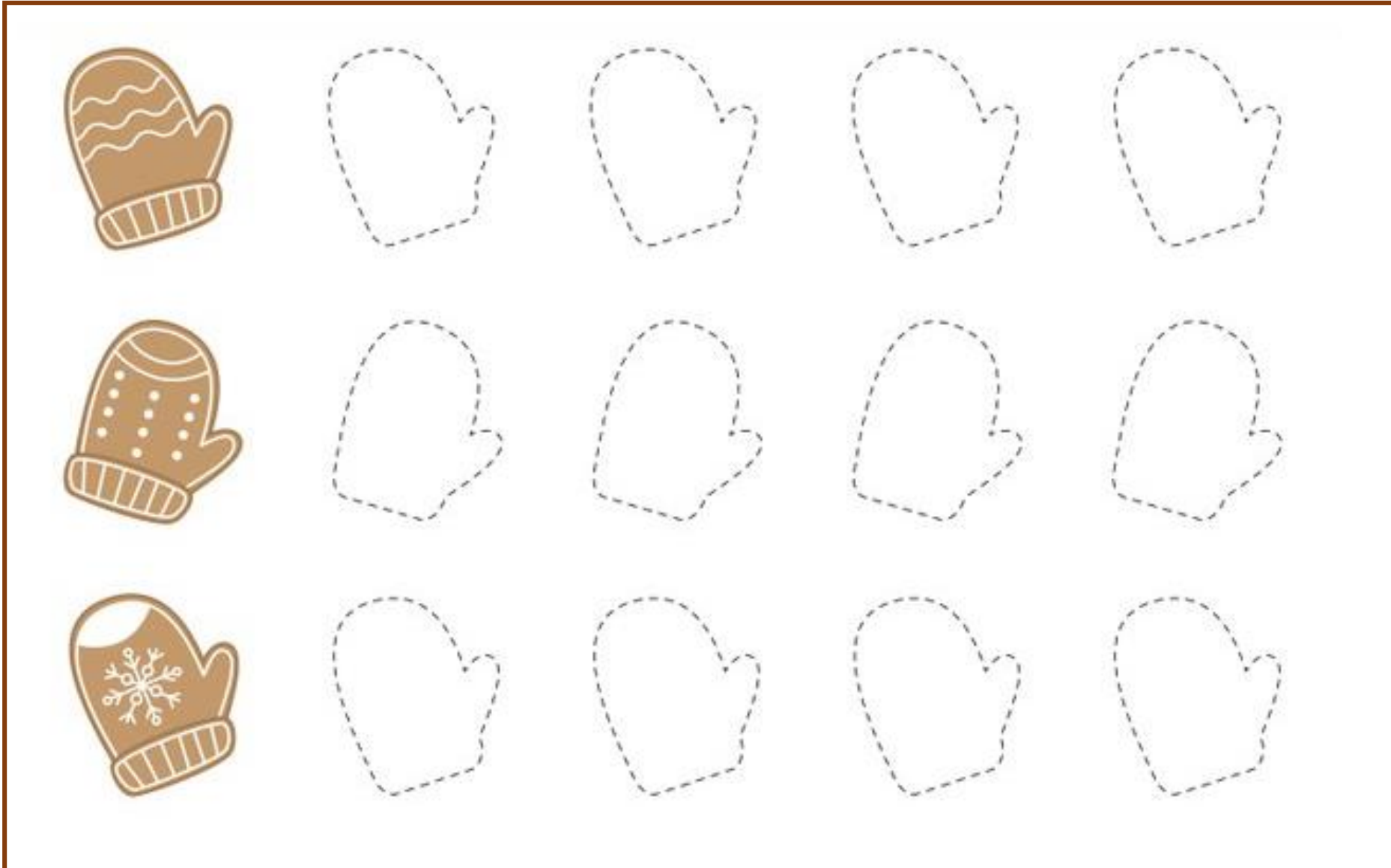




Repasa





Repasa





Repasa





Repasa

y pinta




ORIENTACIÓN
MEDIAS
GABINETE PSICOPEDAGÓGICO Y DE MEDIACIÓN FAMILIAR





Repasa y


pinta





	4 1 2 3
---	------------------

	8 7 6 5
--	------------------

	4 5 6 7
--	------------------

	2 1 3 4
---	------------------


Asociación

Número -

Cantidad





	4
	5
	6
	3

	2
	4
	5
	3

	3
	2
	0
	1

	8
	7
	5
	6

Asociación

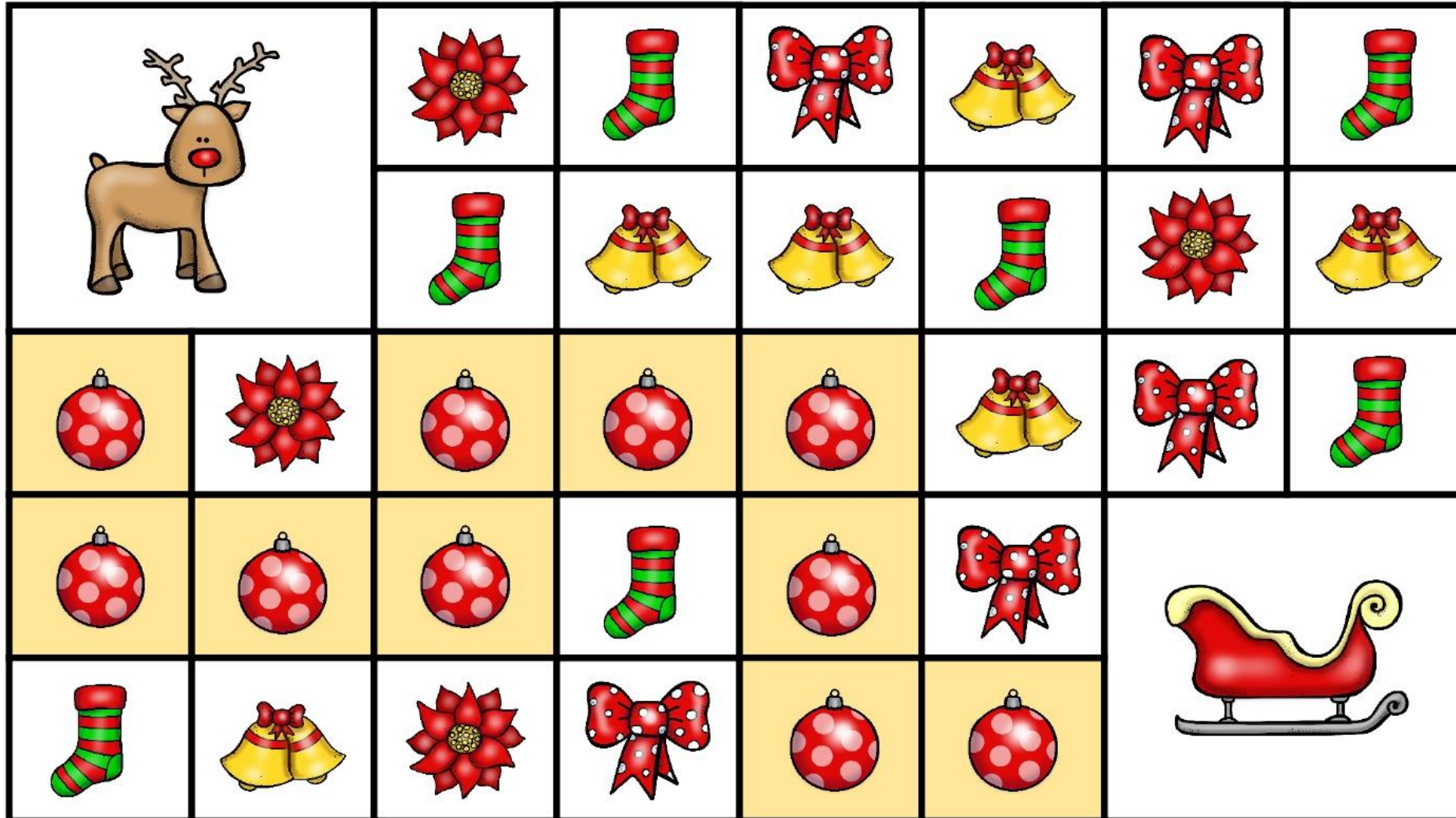
Número -

Cantidad






Sigue el camino de las bolas de navidad para llevar el reno al trineo





Sigue el camino de las bolas de navidad para llevar el reno al trineo




Laberinto






Sigue el camino de las bolas de navidad para llevar el reno al trineo






Sigue el camino de las bolas de navidad para llevar el reno al trineo






Sigue el camino de las bolas de navidad para llevar el reno al trineo





Sigue el camino de las bolas de navidad para llevar el reno al trineo





Eiige su

Sombra





Elige su

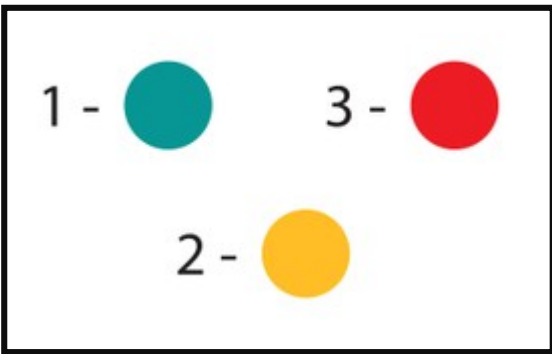


Sombra



ORIENTA MEDIA





Colorea

por


números





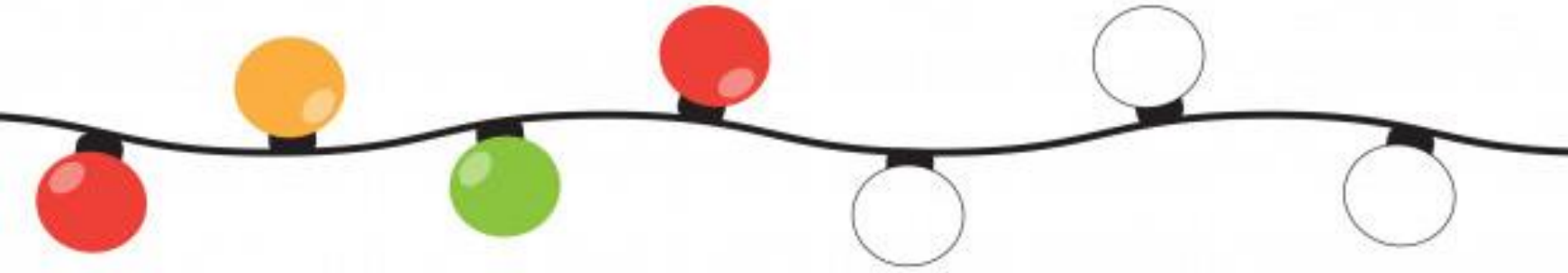
Continúa

la serie






Continúa



La serie





Encuentra

la parte

que falta





Encuentra

la parte

que falta





Cuenta

y Une





Primaria





S
U
M
A
S
N
A
D
I
A
S



$$2 + 2 = \boxed{?}$$

$$1 + 2 = \boxed{?}$$

$$3 + 2 = \boxed{?}$$

$$1 + 1 = \boxed{?}$$

- 2 3 5 4



$$2 + 2 = \boxed{?}$$

$$3 + 2 = \boxed{?}$$

$$3 + 3 = \boxed{?}$$

$$1 + 1 = \boxed{?}$$

- 4 2 6 5



Sumas

Navideñas



15 + 3 = 10

1 + 19 = 13

3 + 7 = 18

10 + 3 = 20

11 + 1 = 16

4 + 2 = 12

6 + 9 = 15

15 + 1 = 6



Sumas

Navideñas



$$\begin{array}{c} \text{[8 hats]} \\ \text{[8 hats]} \end{array} + \begin{array}{c} \text{[8 hats]} \\ \text{[8 hats]} \end{array} = \text{[]}$$

$$\begin{array}{c} \text{[6 gifts]} \\ \text{[6 gifts]} \end{array} + \begin{array}{c} \text{[2 gifts]} \\ \text{[2 gifts]} \end{array} = \text{[]}$$

$$\begin{array}{c} \text{[5 gingerbread]} \\ \text{[5 gingerbread]} \end{array} + \begin{array}{c} \text{[1 gingerbread]} \\ \text{[1 gingerbread]} \end{array} = \text{[]}$$

$$\begin{array}{c} \text{[10 snow globes]} \\ \text{[10 snow globes]} \end{array} + \begin{array}{c} \text{[10 snow globes]} \\ \text{[10 snow globes]} \end{array} = \text{[]}$$

$$\begin{array}{c} \text{[4 socks]} \\ \text{[4 socks]} \end{array} + \begin{array}{c} \text{[6 socks]} \\ \text{[6 socks]} \end{array} = \text{[]}$$

$$\begin{array}{c} \text{[6 stars]} \\ \text{[6 stars]} \end{array} + \begin{array}{c} \text{[2 stars]} \\ \text{[2 stars]} \end{array} = \text{[]}$$

$$\begin{array}{c} \text{[10 bows]} \\ \text{[10 bows]} \end{array} + \begin{array}{c} \text{[3 bows]} \\ \text{[3 bows]} \end{array} = \text{[]}$$


$$\begin{array}{c} \text{[5 trees]} \\ \text{[5 trees]} \end{array} + \begin{array}{c} \text{[3 trees]} \\ \text{[3 trees]} \end{array} = \text{[]}$$

$$\begin{array}{c} \text{[6 bags]} \\ \text{[6 bags]} \end{array} + \begin{array}{c} \text{[10 bags]} \\ \text{[10 bags]} \end{array} = \text{[]}$$


$$\begin{array}{c} \text{[8 holly leaves]} \\ \text{[8 holly leaves]} \end{array} + \begin{array}{c} \text{[1 candy cane]} \\ \text{[1 candy cane]} \end{array} = \text{[]}$$

Restas

Navideñas



-



=

-



=

-



=

-




=


-



=




-



=

-




=

-



=

-



=

-



=

Restas

Navideñas

$$\begin{array}{c} \text{[8 snowmen]} \\ - \text{[3 snowmen]} \\ = \text{[]} \end{array}$$

$$\begin{array}{c} \text{[6 snowmen]} \\ - \text{[3 snowmen]} \\ = \text{[]} \end{array}$$

$$\begin{array}{c} \text{[8 snowmen]} \\ - \text{[2 snowmen]} \\ = \text{[]} \end{array}$$

$$\begin{array}{c} \text{[4 snowmen]} \\ - \text{[1 snowman]} \\ = \text{[]} \end{array}$$

$$\begin{array}{c} \text{[8 snowmen]} \\ - \text{[3 snowmen]} \\ = \text{[]} \end{array}$$

$$\begin{array}{c} \text{[4 bags]} \\ - \text{[1 bag]} \\ = \text{[]} \end{array}$$

$$\begin{array}{c} \text{[10 bags]} \\ - \text{[4 bags]} \\ = \text{[]} \end{array}$$

$$\begin{array}{c} \text{[7 bags]} \\ - \text{[3 bags]} \\ = \text{[]} \end{array}$$

$$\begin{array}{c} \text{[10 bags]} \\ - \text{[8 bags]} \\ = \text{[]} \end{array}$$

$$\begin{array}{c} \text{[5 bags]} \\ - \text{[2 bags]} \\ = \text{[]} \end{array}$$

Comprensión Lectora

Verdadero o falso




- Ambos saludan con su mano derecha.
- La tercera caja, empezando por abajo, es de rayas.
- Ambos tienen el mismo color de ojos.
- Sus manos izquierdas apoyan en sus caderas.
- En la caja más grande, hay 5 estrellas por cada lado de la cinta blanca.
- Los dos niños van vestidos iguales.
- El gorro de la niña no tiene pompón.
- El niño no tiene calcetines pero la niña sí.
- Tres son los botones que tienen cada uno en su chaqueta.



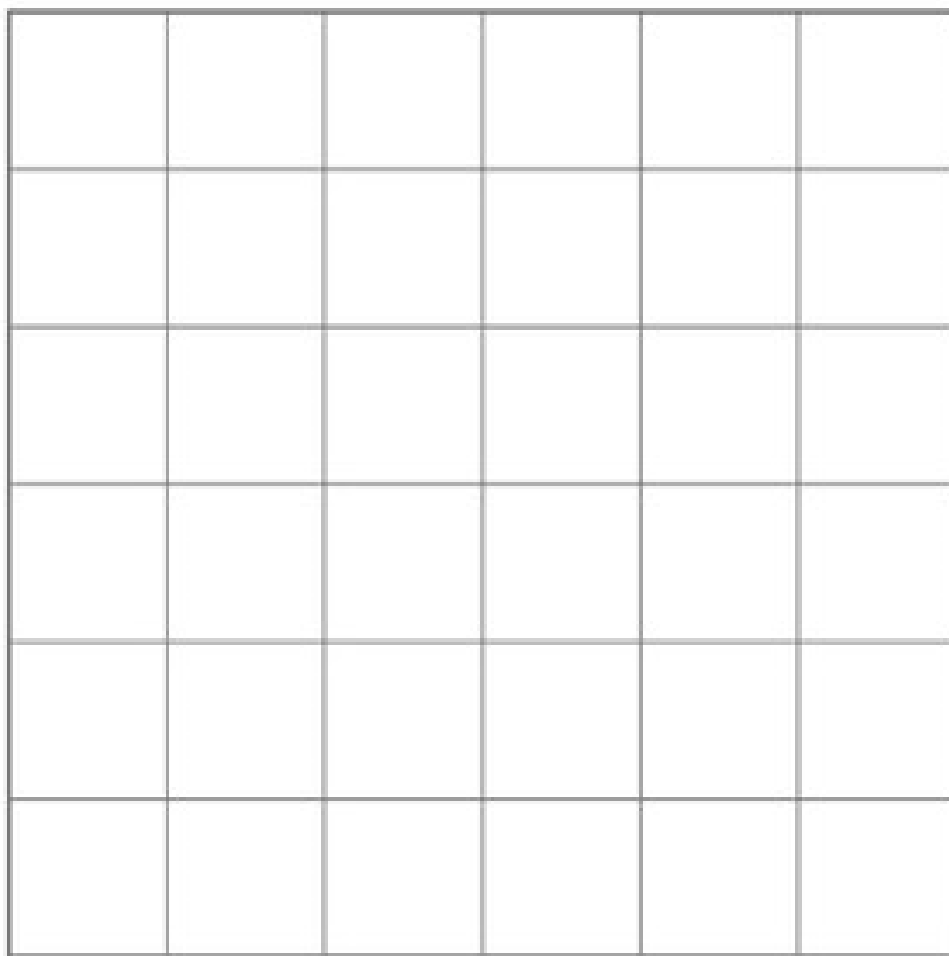
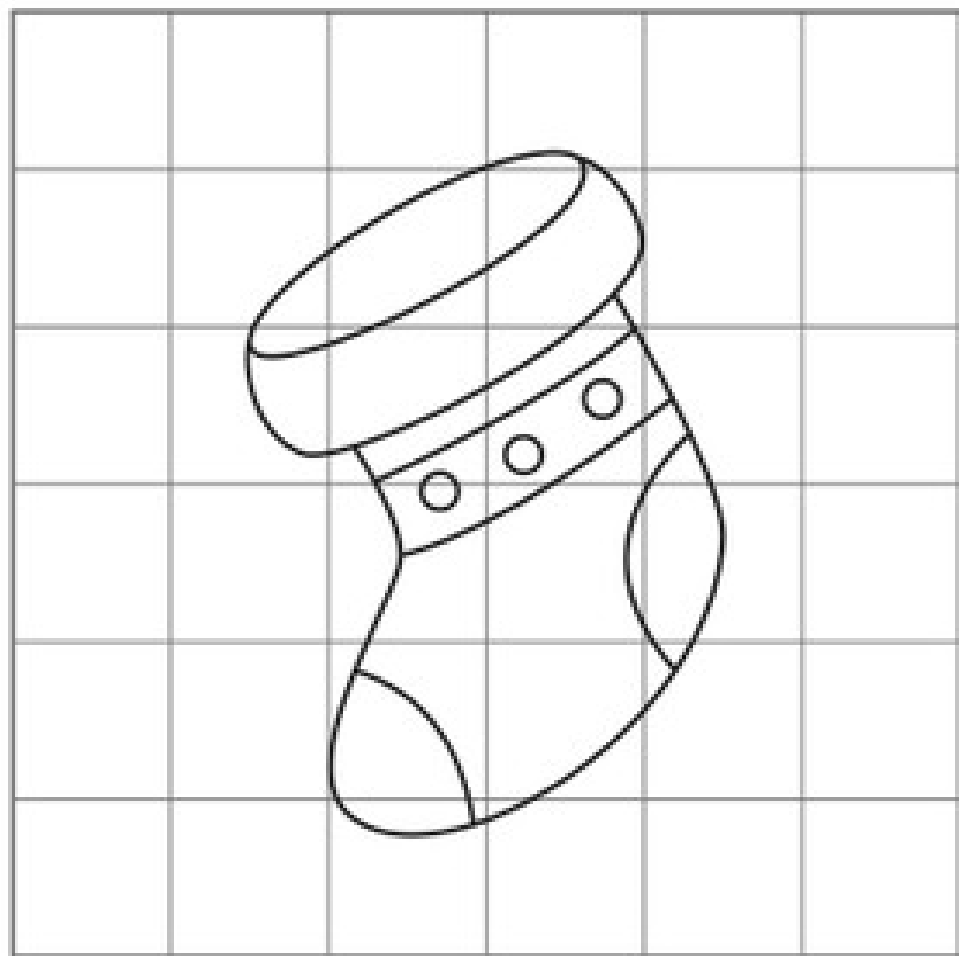
Creau una **Historia**

para esta imagen





Copia este dibujo






$$\text{sock} + \text{sock} = \square$$

$$\text{sock} + \text{sock} = \square$$

$$\text{sock} + \text{sock} = \square$$

$$\text{sock} + \text{sock} = \square$$

 = **1**

 = **2**

 = **3**

 = **4**

Colooca

y suma

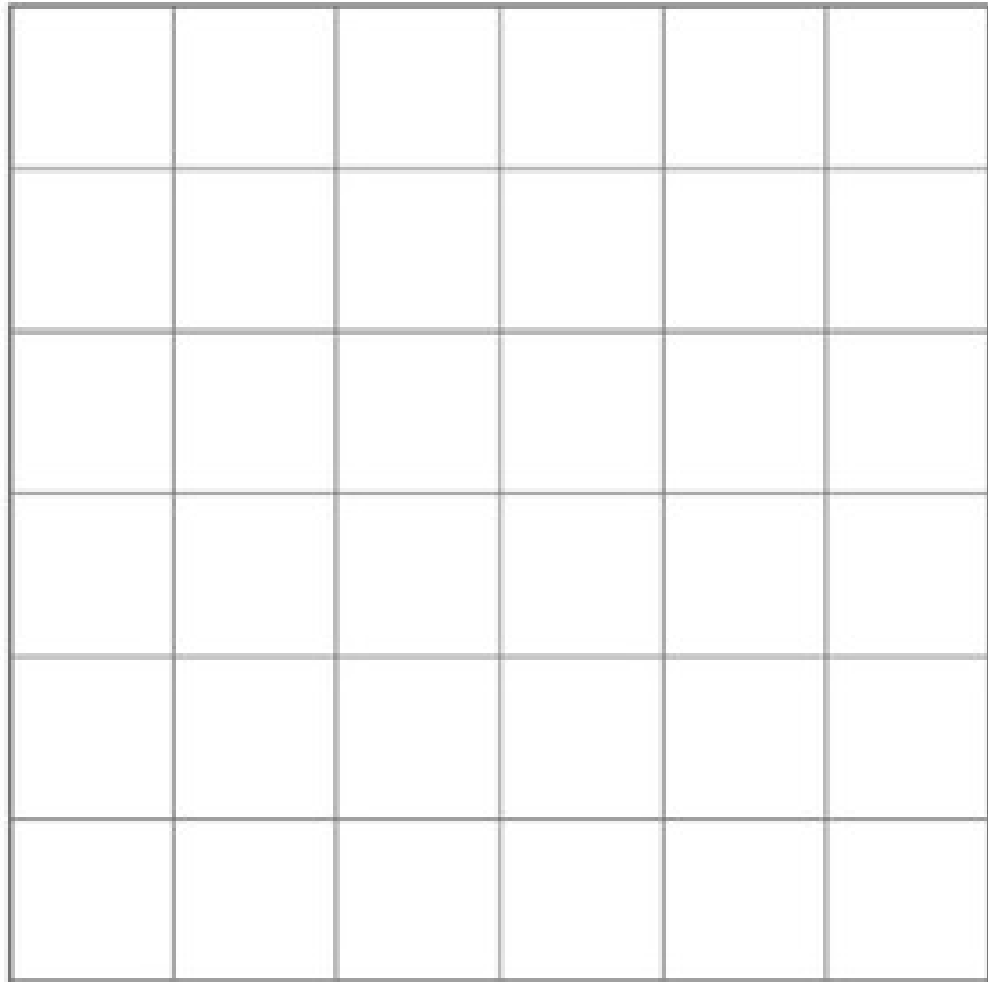
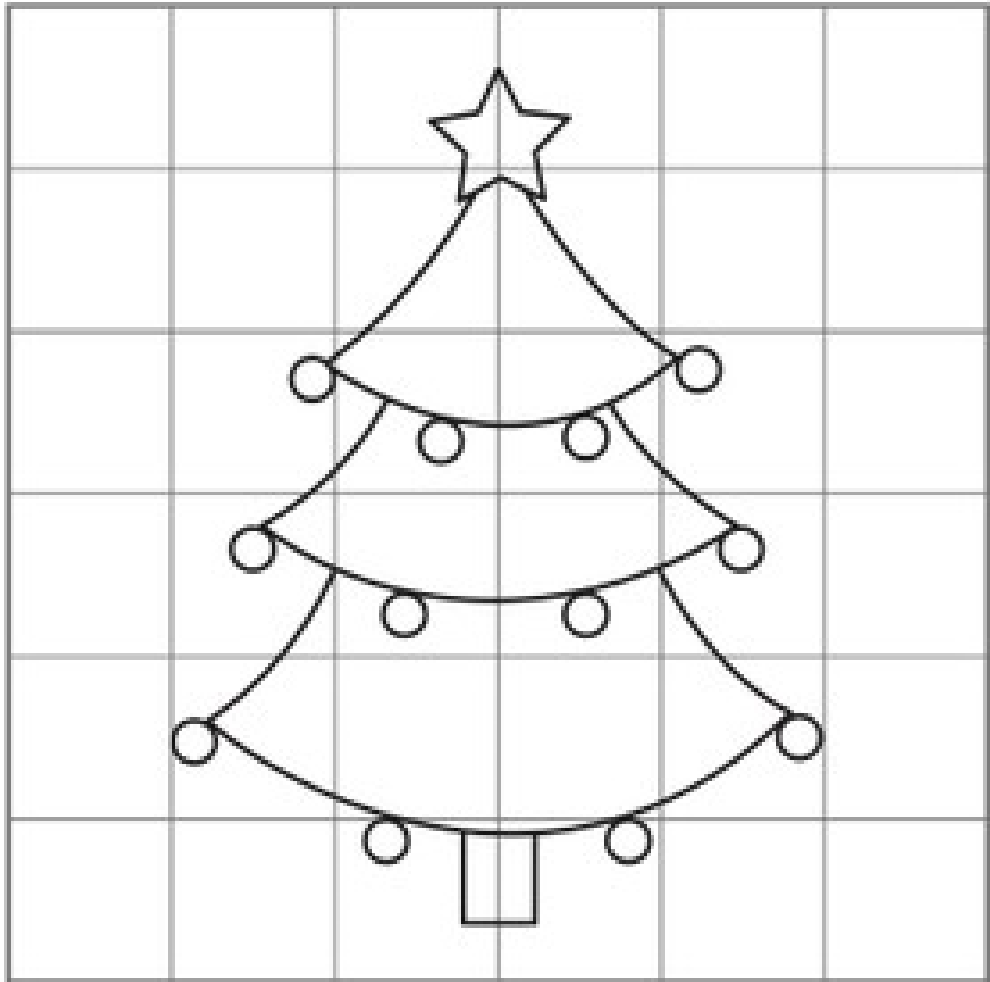





Copia

este

dibujo





Laberinto

navideño







$$\text{Star Cookie} + \text{Mitten} = \square$$


$$\text{Sock} + \text{Heart Cookie} = \square$$


$$\text{Heart Cookie} + \text{Star Cookie} = \square$$

$$\text{Mitten} + \text{Sock} = \square$$

 = **1**

 = **2**

 = **3**

 = **4**

Coloarea

y suma

ORIENTA MEDIA





Sudokus

ORIENTA MEDIA
LABORATORIO PSICOPEDAGÓGICO Y DE MEDIACIÓN FAMILIAR





--	--	--	--




--	--	--	--



Encuentra
las 10
diferencias





Laberinto navideño





Comprensión Lectora

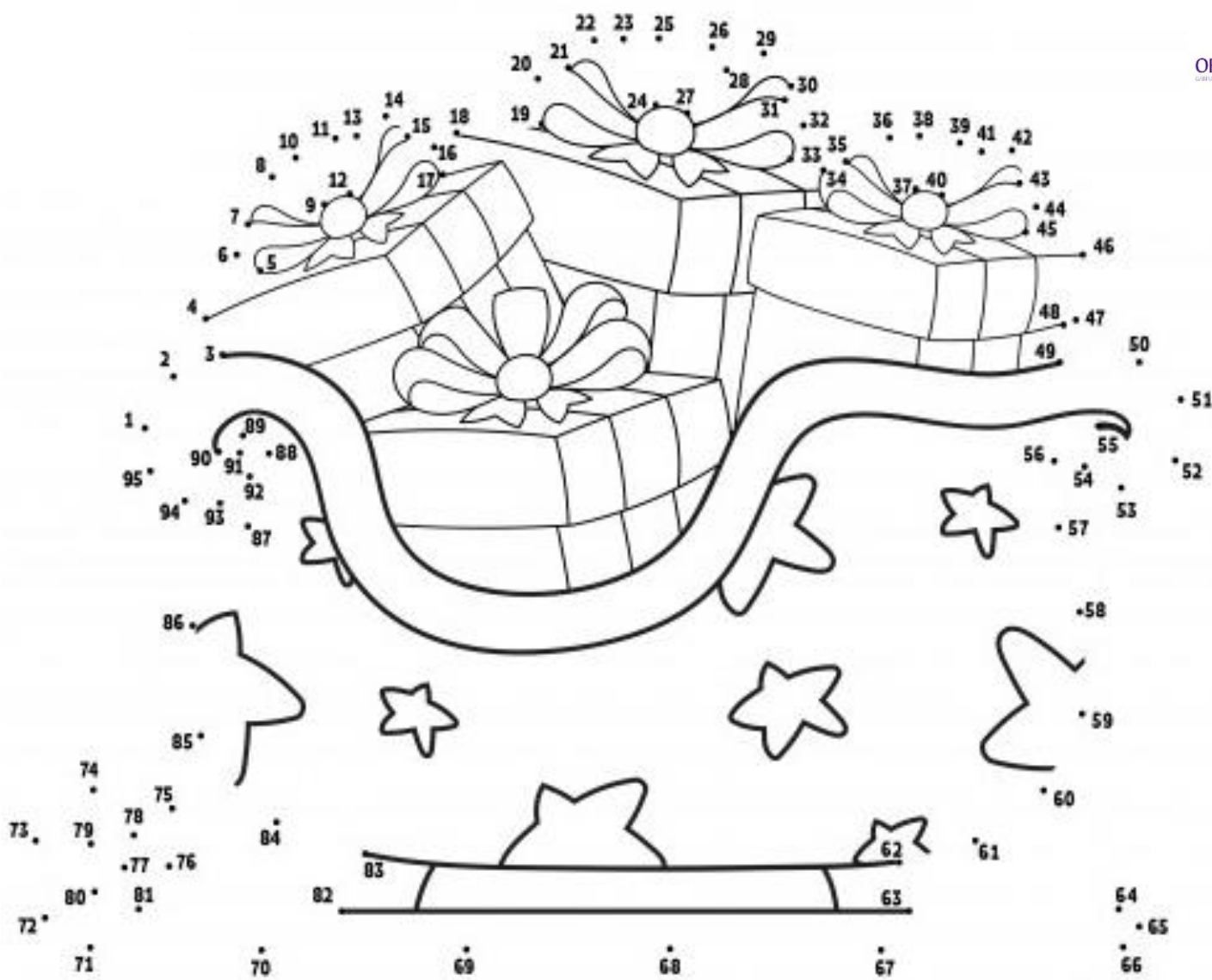
ORIENTA MEDIA
GABINETE PSICOPEDAGÓGICO Y DE MEDIACIÓN FAMILIAR



Verdadero o falso



- Solo uno de los niños y niñas no tiene una mano apoyada en el libro.
- Dos de los niños y niñas tienen colocada una mano por debajo del libro.
- 10 son las notas musicales que están sobre las cabezas de los cantantes.
- Los dos chicos de los extremos son los más bajos.
- Las dos chicas de los extremos son las más altas.
- Todos y todas llevan gafas menos uno.
- La segunda empezando por la derecha es la que lleva un vestido.

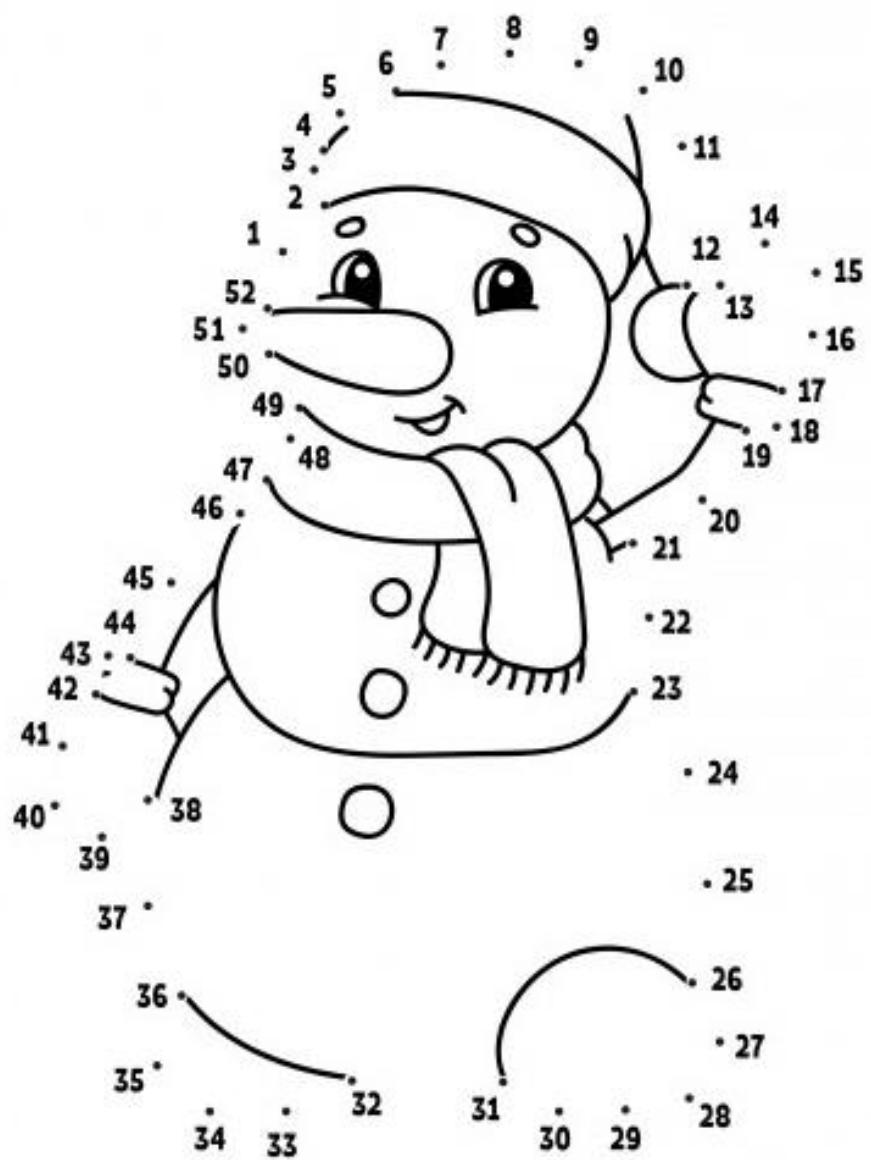


Une los

números y

píntalo





Une los

números y



pintalo





1	3	5	7	9
11	13	15	17	19
21	23	25	27	29
31	33	35	37	39
41	43	45	47	49
51	53	55	57	59
61	63	65	67	69
71	73	75	77	79
81	83	85	87	89
91	93	95	97	99


Los números

1000.

Colorea los

que faltan





Resuelve el
laberinto
¿Que Papa Noel
llega a los
ninks?





Resuelve el

laberinto

¿Qué Papá Noel

llegará a los

regalos?








Las 3

conciencias

navideñas





P O S T A L


□ □ □ □ □ □ □ □


POS TAL

□ □ □

POSTAL

□ □ □ □ □ □ □ □






Five empty red rounded rectangular boxes for writing.

Two empty dashed orange rounded rectangular boxes for tracing.


A green rounded rectangular box with a string of three Christmas lights (green, yellow, red) hanging from its top right corner.




Six empty red rounded rectangular boxes for writing.

Three empty dashed orange rounded rectangular boxes for tracing.

A green rounded rectangular box with a string of three Christmas lights (green, yellow, red) hanging from its top right corner.







Five empty red rounded rectangular boxes for writing.

Two empty dashed brown rounded rectangular boxes for tracing.


A green rounded rectangular box for writing, with a string of three Christmas lights (green, yellow, red) hanging from the top right corner.





Six empty red rounded rectangular boxes for writing.

Three empty dashed brown rounded rectangular boxes for tracing.

A green rounded rectangular box for writing, with a string of three Christmas lights (green, yellow, red) hanging from the top right corner.






Five empty red rounded rectangular boxes for writing.

Two empty orange dashed rounded rectangular boxes for tracing.



A long empty green rounded rectangular box for writing.




Six empty red rounded rectangular boxes for writing.

Two empty orange dashed rounded rectangular boxes for tracing.



A long empty green rounded rectangular box for writing.







Eight empty red-outlined boxes arranged in a horizontal row.

Four empty dashed orange-outlined boxes arranged in a horizontal row.


A long, empty green-outlined rectangular box.





Five empty red-outlined boxes arranged in a horizontal row.

Two empty dashed orange-outlined boxes arranged in a horizontal row.

A long, empty green-outlined rectangular box.






Eight empty red-outlined rectangular boxes arranged in a horizontal row.

Three empty orange-dotted rectangular boxes arranged in a horizontal row.


A long green-outlined rectangular box with a string of three Christmas lights (green, yellow, red) hanging from its right side.




Eight empty red-outlined rectangular boxes arranged in a horizontal row.

Three empty orange-dotted rectangular boxes arranged in a horizontal row.

A long green-outlined rectangular box with a string of three Christmas lights (green, yellow, red) hanging from its right side.







Five empty red-outlined rounded rectangles for writing.

Two empty dashed brown-outlined rounded rectangles for writing.


A long green-outlined rounded rectangle for writing.




Five empty red-outlined rounded rectangles for writing.

Two empty dashed brown-outlined rounded rectangles for writing.

A long green-outlined rounded rectangle for writing.







Five empty red rounded rectangles for writing.

Two empty orange dashed rounded rectangles for writing.


A green rounded rectangle with a string of three Christmas lights (green, yellow, red) hanging from its top right corner.










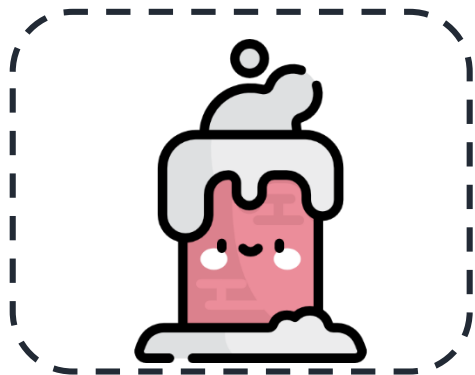

Six empty red rounded rectangles for writing.

Two empty orange dashed rounded rectangles for writing.

A green rounded rectangle with a string of three Christmas lights (green, yellow, red) hanging from its top right corner.








Eight red-outlined empty boxes for writing.

Four dashed orange-outlined boxes for tracing.


A long green-outlined box for writing, with a string of three Christmas lights (green, yellow, red) hanging from the right side.

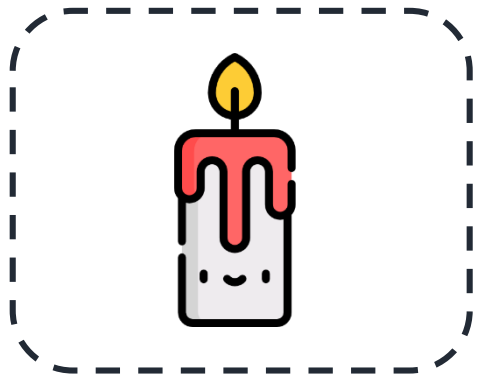



Eight red-outlined empty boxes for writing.

Four dashed orange-outlined boxes for tracing.

A long green-outlined box for writing, with a string of three Christmas lights (green, yellow, red) hanging from the right side.






Four empty red-outlined boxes for writing.

Two empty dashed orange-outlined boxes for writing.


A long green-outlined box for writing, decorated with a string of three Christmas lights (green, yellow, red) on the right side.





Eight empty red-outlined boxes for writing.

Four empty dashed orange-outlined boxes for writing.

A long green-outlined box for writing, decorated with a string of three Christmas lights (green, yellow, red) on the right side.



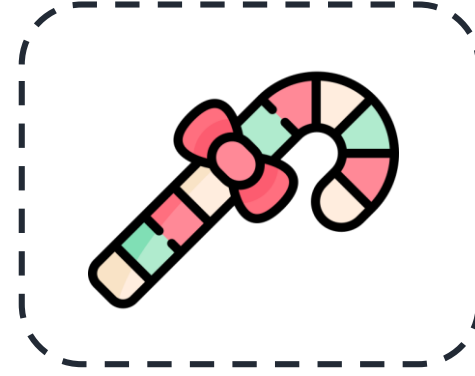



Row of six empty red-outlined boxes for writing.

Row of three empty orange-dotted boxes for tracing.



Large empty green-outlined box for writing.






Row of eight empty red-outlined boxes for writing.

Row of four empty orange-dotted boxes for tracing.



Large empty green-outlined box for writing.

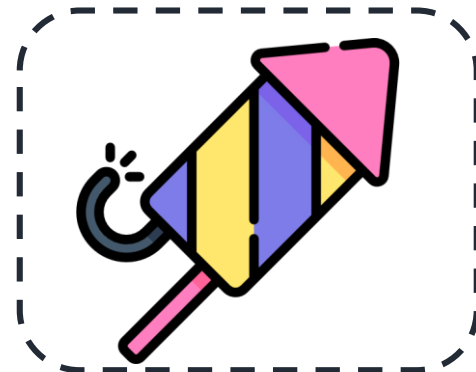





Five empty red-outlined rounded rectangular boxes for writing.

Two empty dashed brown-outlined rounded rectangular boxes for tracing.


A long green-outlined rounded rectangular box for writing, with a string of three Christmas lights (green, yellow, red) hanging from the top right corner.




Six empty red-outlined rounded rectangular boxes for writing.

Three empty dashed brown-outlined rounded rectangular boxes for tracing.

A long green-outlined rounded rectangular box for writing, with a string of three Christmas lights (green, yellow, red) hanging from the top right corner.







Seven red-outlined empty boxes for writing.

Three dashed orange-outlined empty boxes for tracing.


Green-outlined writing area with a string of three lights (green, yellow, red) hanging from the top right.












Five red-outlined empty boxes for writing.

Two dashed orange-outlined empty boxes for tracing.

Green-outlined writing area with a string of three lights (green, yellow, red) hanging from the top right.





Leyenda de Imágenes



Calcetín



Bolsa



Carta



Pastel



Árbol



Duende



Gorro



Ponche



Regalo



Orejas



Bolas



Chimenea



Globo



Ángel




Jersey



Papá Noel



Muñeco



Estrella



Campana




Vela



Etiqueta



Cohete



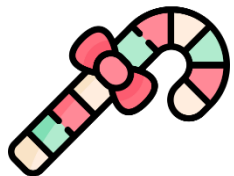
Globos



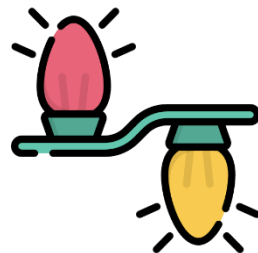
Cabaña



Galleta



Caramelo



Luces



Señal



Trineo



Leyenda de Imágenes



Sumas Navideñas



$$2 + 1 = 10$$

$$6 + 4 = 8$$

$$3 + 3 = 6$$

$$1 + 7 = 3$$

$$2 + 5 = 12$$


$$8 + 7 = 14$$

$$13 + 1 = 15$$

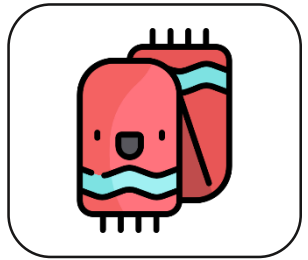
$$10 + 2 = 7$$



Encuentra la palabra bien escrita



setrella, lleetra, esletra, estrella, restella



Budanfa, buzanda, dufanda, bufanda, dudanfa




rreno, reno, nero, nerro, rueno, nereio




geralo, rregalo, legarro, legaro, relago, regalo




Encuentra la palabra bien escrita




tineo, rineto, trieo, nitreo, trineo, trine



sonbrero, sombrero, sondrero, sombero, sombrero



muérbago, murédago, muérgabo, muérgado, muérdago



micenea, chimenea, chimemea, chinemea, michenea



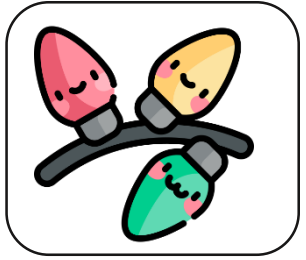
Encuentra la palabra bien escrita



nuñeco, muneco, muceño, muñeco, cumeño



rábol, árrbol, árdol, barrol, árbol, larbor



donbillas, domdillas, dombillas, bondillas, bombillas



pancana, canpana, campana, canqana, camqana

Restas

Navideñas



$$5 - 1 = \text{[star with blank circle]}$$

$$3 - 2 = \text{[star with blank circle]}$$

$$9 - 9 = \text{[star with blank circle]}$$

$$9 - 7 = \text{[star with blank circle]}$$

$$8 - 6 = \text{[santa bag with blank circle]}$$

$$6 - 1 = \text{[santa bag with blank circle]}$$













$$5 - 4 = \text{[santa bag with blank circle]}$$













$$7 - 1 = \text{[santa bag with blank circle]}$$

Restas

Navideñas




	-		=	
	-		=	
	-		=	
	-		=	

	-		=	
	-		=	
	-		=	
	-		=	



Escribe una frase con cada pareja dibujos



Blank writing area for the first pair of drawings.



Blank writing area for the second pair of drawings.



Blank writing area for the third pair of drawings.



Blank writing area for the fourth pair of drawings.



Escribe una frase con cada pareja dibujos





Escribe una frase con cada pareja dibujos



Blank writing box for the first pair of drawings.



Blank writing box for the second pair of drawings.



Blank writing box for the third pair of drawings.



Blank writing box for the fourth pair of drawings.



monosílaba



bisílaba



trisílaba



polisílaba



Recorta y pega

en su lugar



monosílaba




bisílaba



trisílaba



polisílaba













ORIENTA MEDIA
ESPECIALIZADOS EN MATERIA DE MEDIOS

Recorta y pega

en su lugar

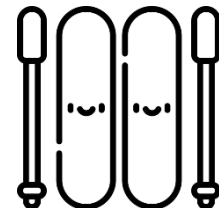
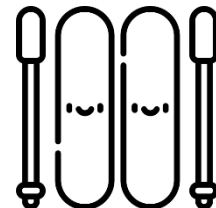
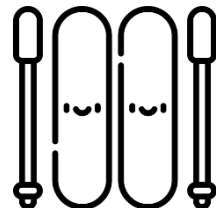
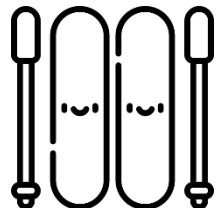
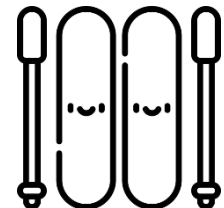
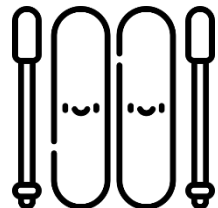
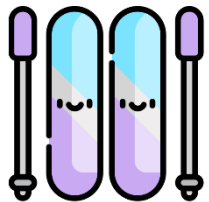
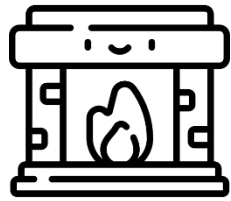
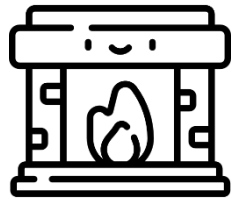
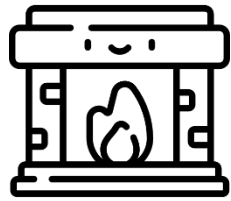
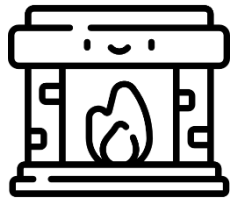

Cómputo silábico. Tacha los dibujos

según el número de sílabas.



Cómputo silábico. Tacha los dibujos

según el número de sílabas.



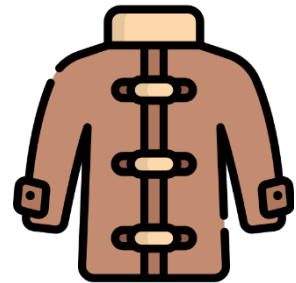


Fugade

voicais



M _ nt _ ñ _



_ br _ g _



P _ t _ n _ r



_ r _ j _ r _ s



Ch _ m _ n _



M _ ñ _ c _



N _ v _




_ rb _ l



T_r_j_t_




C_b_n_



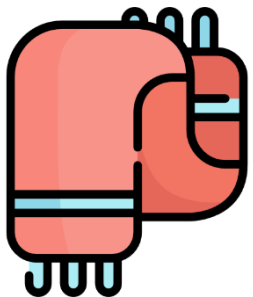
G_rr_



D__nd_




P_nt_l_n



B_f_nd_



Tr_n_



V__nt_



C _ z _ d _ r _




C _ r _ e _



_ s _




C _ r _ m _ b _ r _ n _



C _ l _ n _ d _ r _



C _ p _ s _



M _ n _ p _ l _



V _ s _ t _ d _



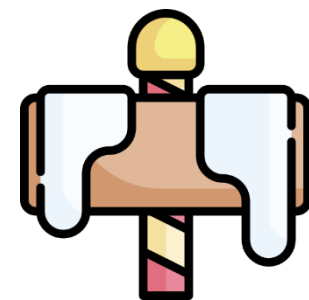
n _o_ _r_ _n_




Ch_c_




P_p_ N_l



Buz_n



C_l_c_t_n_s



C_s_



C_m_s_t_




Ch_c_




F u g a d e

C o n s o n a n t e s



_o_o



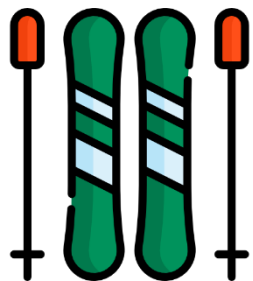
Ta_a



A_i_o



_a_as




Es_s



M_ñ_c




_i_vo



O_e_e_as




ORIENTA MEDIA



_u_a_a




ORIENTA MEDIA



_i_e_ea



ORIENTA MEDIA



Tr_n



ORIENTA MEDIA



_a_e_a



ORIENTA MEDIA



_a_í_



ORIENTA MEDIA



_o_a_e

_ie_e




ORIENTA MEDIA



_ua_e




ORIENTA MEDIA




_a_ia_o




_ a _ a



_ a _ a _ a _ o




_ ie _ o




_ o _ a _ a




_ o _ he



_ o _ o _ a




_ i _ o



_ a _ e _ í




Á _ o _ e
_ a _ i _ a _



_ a _ e _ a



E _ e _ a



_ o _ a



_ e _ a _ o



_ o _ a _



_ ue _ d _



Á _ e _



_ a _ a _ a



_ o _ o




_ o _ a _



_ e _ ú _



_ a _ á _ oe _



_ e _ a



_ a _ e _ o



_ a _ i _ a



Comprensión Lectora



Verdadero o falso

- En la imagen hay tres niños y dos niñas.
- Los colores que se ven todo el rato en la imagen son el rojo y el verde.
- Solo cinco botas tienen un cascabel en su punta.
- Todos menos dos tienen los ojos marrones.
- Los dos niños de la izquierda tienen los ojos azules.
- Todos menos uno no tienen los calcetines verdes.
- Solamente un niño apoya sus pies en el suelo porque el resto está saltando.





Secuencias



Temporales



1	2	3	4



BUSCA











- Objeto decorativo donde se colocan flores.
- Animal doméstico.
- Objetos de pared donde se colocan fotos o pinturas.
- Mueble para guardar cosas.
- 4 esferas al lado de los pies de la niña.
- Una bola sujeta en la boca del animal doméstico.
- Pequeño taburete en el que la mamá está subida.
- La única campana de toda la imagen.
- La única estrella de toda la imagen.



Coloca a los niños en fila para ver a Santa

- 1) La primera niña tiene un adorno en el pelo, tiene vestido y sombrero; tiene una mano levantada y está sonriendo. Su vestido es de color rojo y verde a rayas.
- 2) La segunda es una niña que tiene el pelo recogido. Tiene una pierna levantada y en su gorro hay estrellas. Su vestido es rojo con cuellos verdes.
- 3) El tercero de la fila es un niño moreno con una mano levantada y nos está mirando de frente.
- 4) El cuarto es el único pelirrojo de todo el grupo.
- 5) La quinta es una niña con el pelo recogido pero sin ninguna pierna levantada. Su postura parece que está sentada.
- 6) El sexto niño tiene los pantalones cortos y azules. Su camiseta es de manga corta, con mangas verdes y de color rojo.
- 7) El séptimo es un niño con gorro de Papá Noel y su vestimenta es del mismo color.
- 8) La octava niña tiene el pelo recogida en una coleta. Su vestido es rojo con puntitos blancos.







PINTA.

Instrucciones



- Pinta la estrella del árbol de color amarillo.
- Pinta el gato dormido de color marrón.
- Pinta el paquete que hay en la esquina derecha del dibujo de color rojo y verde.
- Pinta las bolas impares del árbol de azul y las bolas pares del árbol de naranja.
- Pinta las campanas de amarillo y su lazo de rojo.
- Pinta la bufanda del gato que tú quieras de colores claros.
- Pinta el gato con las patas levantadas de color gris.




Pintura Libre.

Trabajamos

el trazo.





Encuentra su

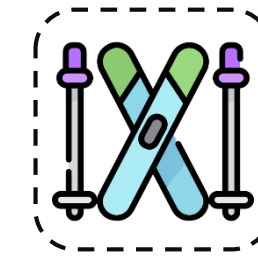


sombra





A



E







I

O





U



Tira los dados y escribe las palabras de los dibujos que te toquen



Enumera todos los dibujos que veas

Chimenea

Reno

Cabaña

Vela

Gorro

Orejas

Papá Noel

Carro

Bufanda

Muérdago

Campana

Bola

Trineo

Ángel

Bastón de caramelo

Calendario

Copo de nieve


Esquí

Coche

Caramelo

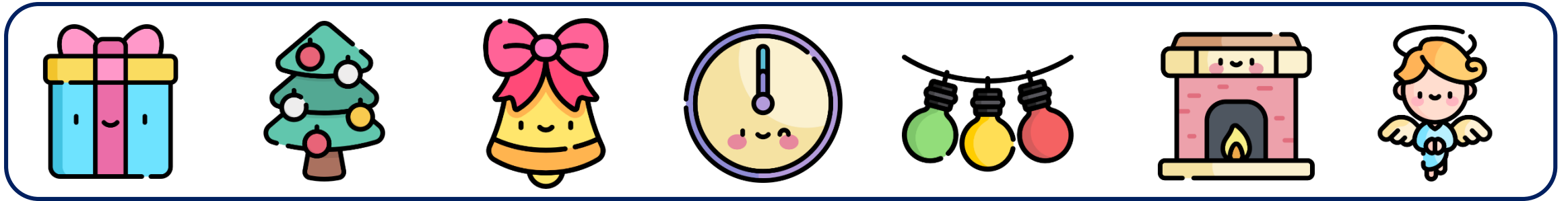
Regalo

Galleta





Ordena los dibujos alfabéticamente




Recorta y pega





Ordena los dibujos alfabéticamente




Corta y pega





Ordena los dibujos alfabéticamente



Corta y pega





Y I V V K K C E T P V E Z A A
M N R Y V D T P M E P V H R E
Y V H F S O D A Z M V G J B Z
P I F U H A R P S I S I I O O
T E S I P I E A O K O G F L I
U R O S X C Y N B N I Q L D Q
Y N L F T U E O Y A R J E E P
A O A P Y M S E A V F A E N G
I Q G H C X M L K I S B F A V
L K E Y T E A U K D K O A V O
I J R O Z M G V V A B X R I N
M E U M C I O T B D K A A D P
A B E D P V S M K F L T K A G
F R Z A K H Q W I H R O N D X
O H W O G L K H J S J J J J W

NAVIDAD
ARBOLDENAVIDAD
PAPANOEL
REYESMAGOS
INVIERNO
REGALOS
FAMILIA
FRIO







El Género


Navidño





Coloca una M de masculino o una F de femenino en los siguientes dibujos

































Coloca una M de masculino o una F de femenino en los siguientes dibujos













































Coloca una M de masculino o una F de femenino en los siguientes dibujos





















Coloca una M de masculino o una F de femenino en los siguientes dibujos










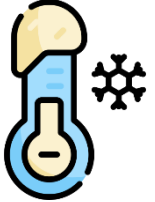


































Coloca una M de masculino
o una F de femenino en los
siguientes dibujos

















El Número


Navidño








Coloca una S de singular o una P de plural en los siguientes dibujos

































Coloca una S de singular o una P de plural en los siguientes dibujos

































Coloca una S de singular o una P de plural en los siguientes dibujos

































Coloca una S de singular o una P de plural en los siguientes dibujos










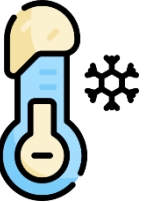









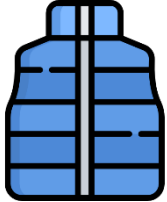












Coloca una S de singular o una P de plural en los siguientes dibujos




























J u g a n o s a

d e l e t r e a r

Deletrea los siguientes dibujos navideños



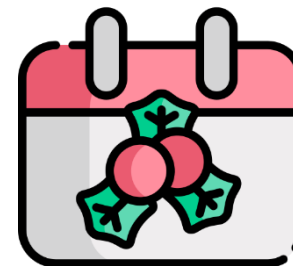
Chimenea



Corona



Impermeable



Tarjeta

Deletrea los siguientes dibujos navideños



Papá Noel



Bolas
del árbol



Regalo



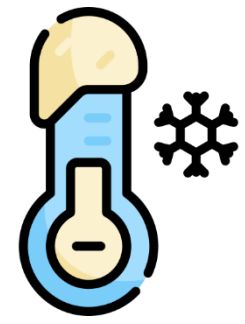
Campana




Deletrea los siguientes dibujos navideños



Trineo



Termómetro



Jersey




Bufanda

Deletrea los siguientes dibujos navideños



Cohete



Sombrero









Etiqueta



Elfo

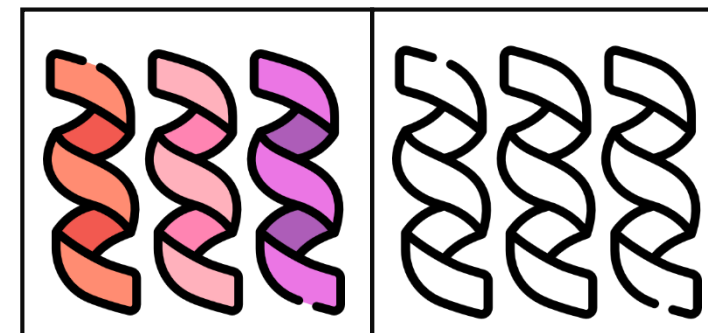
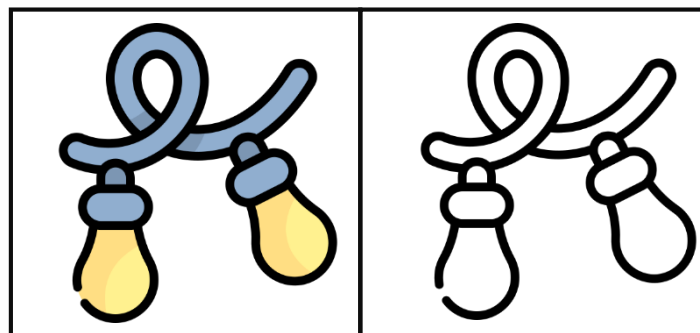






Pinta igual que el modelo







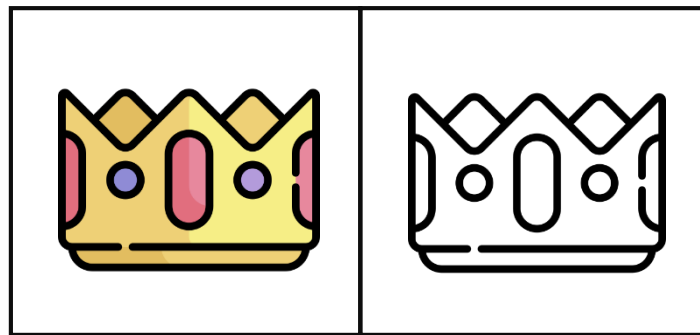
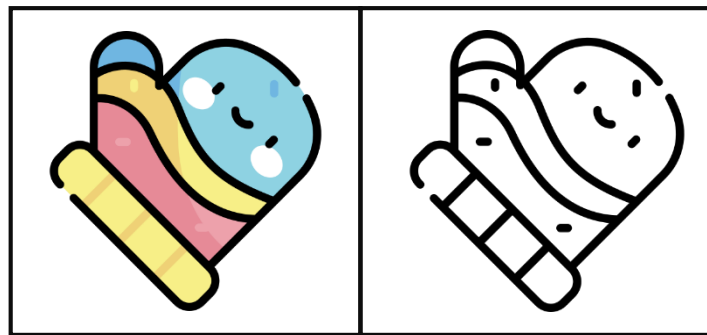


Pinta igual que el modelo





Pinta igual que el modelo



Problemas navideños

En mi fiesta de navidad he invitado a 9 niños y niñas pero 4 no han podido venir. ¿Cuántos niños y niñas han venido al final?



Sumar

Restar

Papá Noel me ha dejado 6 regalos y he abierto 4. ¿Cuántos me quedan por abrir?



Sumar

Restar

Problemas navideños

Si en la imagen hay dos árboles pero un señor ha cortado uno. ¿Cuántos árboles de navidad me quedan?



Sumar

Restar

Si hay patinando 14 personas y están esperando 5 más. ¿Cuántas personas patinarán en total hoy?

Sumar

Restar



Problemas navideños

Si somos dos elfos repartiendo regalos a todos los niños y niñas pero Papá Noel nos ayuda con otros tres más. ¿Cuántos elfos repartimos los regalos?





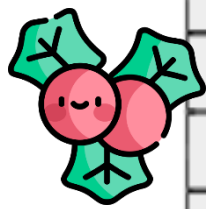

Sumar

Restar

Papá Noel me ha dejado 6 regalos y he abierto 4. ¿Cuántos me quedan por abrir?

Sumar

Restar




HORIZONTALES

- 1. CAMPANA 🇨🇵
- 4. ESTRELLA 🇨🇵
- 6. BUFANDA 🇨🇵
- 9. CALCETIN 🇨🇵
- 10. MUNE CODENIEVE 🇨🇵
- 12. LUCES 🇨🇵

VERTICALES

- 2. TRINEO 🇨🇵
- 3. VELA 🇨🇵
- 5. NIEVE 🇨🇵
- 7. PAPAÑOEL 🇨🇵
- 8. ARBOL 🇨🇵
- 11. REGALO 🇨🇵
- 13. ELFO 🇨🇵
- 14. MUERDAGO 🇨🇵





HORIZONTALES

- 1. BOLA 🇵🇪
- 3. OREJERAS 🇵🇪
- 5. NIÑO JESUS 🇵🇪
- 8. GLOBODENIEVE 🇵🇪
- 10. NAVIDAD 🇵🇪

VERTICALES

- 2. SEÑORA CLAUS 🇵🇪
- 4. JERSEY 🇵🇪
- 6. RELOJ 🇵🇪
- 7. CORONA 🇵🇪
- 9. TARJETA 🇵🇪



Cuaderno de

Navidad

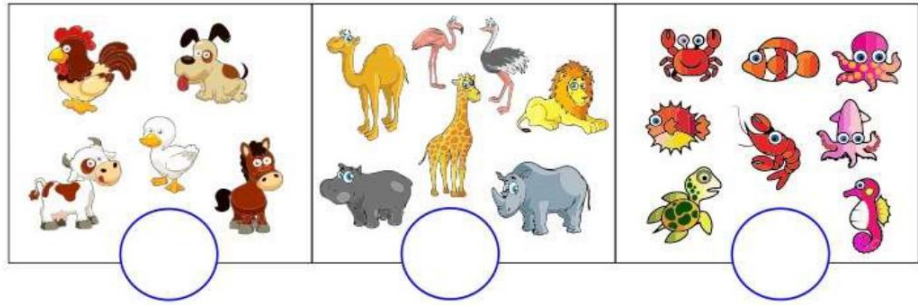
Repaso Mate

1- Primaria






1.- Cuenta cuantos animales hay en cada grupo y escribe la cantidad.



2.- Dibuja los plátanos que faltan para que cada mono tenga uno.



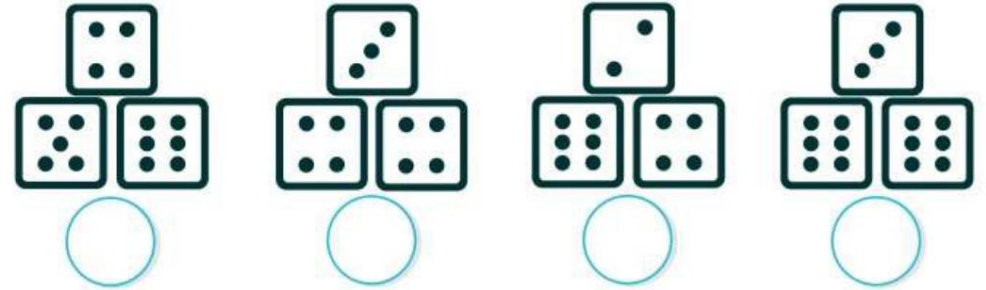
3.- Tacha los grupos que tienen la misma cantidad que el señalado.



4.- Escribe los números que faltan en la serie numérica.




5.- Cuenta los puntos de los dados y escribe la cantidad.



6.- María tiene 10 galletas, pero se quiere comer 4, ¿Cuántas galletas le van a quedar?

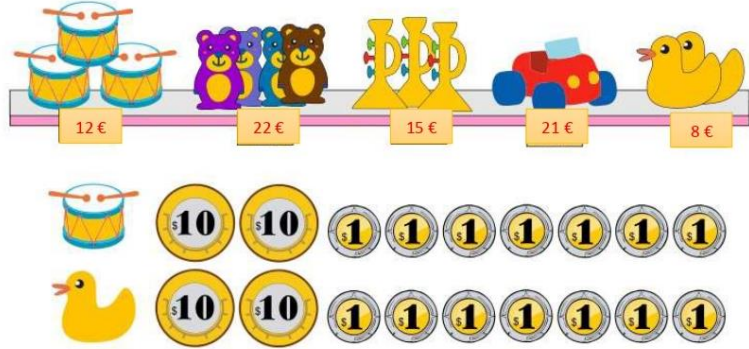


7.- Escribe los números que faltan.





8.- Tacha las monedas que necesitas para pagar.



Observa la imagen.


9.- En la tabla registra cada tipo de fruta con una raya y escribe el número de rayas que pusiste frente a cada fruta.



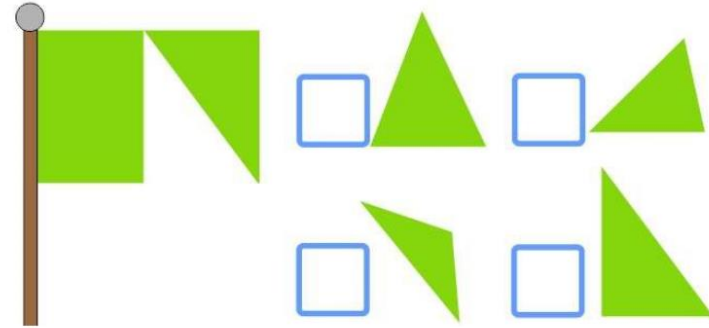
Fruta	Marcas	Número



10.- Dibuja en las tarjetas vacías lo que falta para completar 28.



11.- Marca con una palomita la figura que se necesita para completar la bandera.



12.- Marca con una línea dónde cortar para tener lo que se pide.

Dos cuadrados

Dos triángulos



13.- Escribe los números que faltan.

1	2	3	4	5	6			9	
11	12			15			18	19	20
	22		24		26	27		29	






13.- Escribe los números del 1 al 5 para ordenar los listones empezando por el más corto.



6.- ¿De qué color es el listón más largo?

14.- Describe qué lápiz está marcado con una palomita.



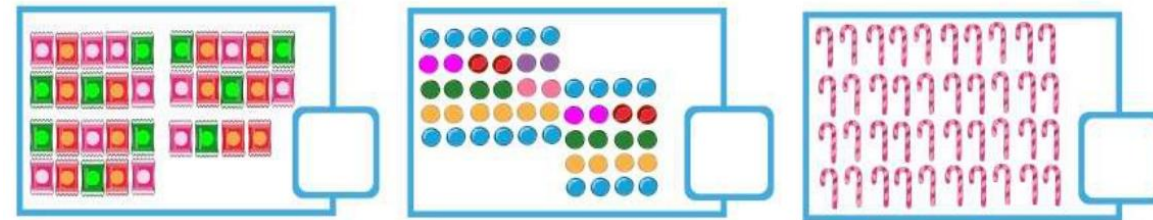


15.- Escribe el nombre de los días que faltan para completar la semana.


Lunes Miércoles

Sábado

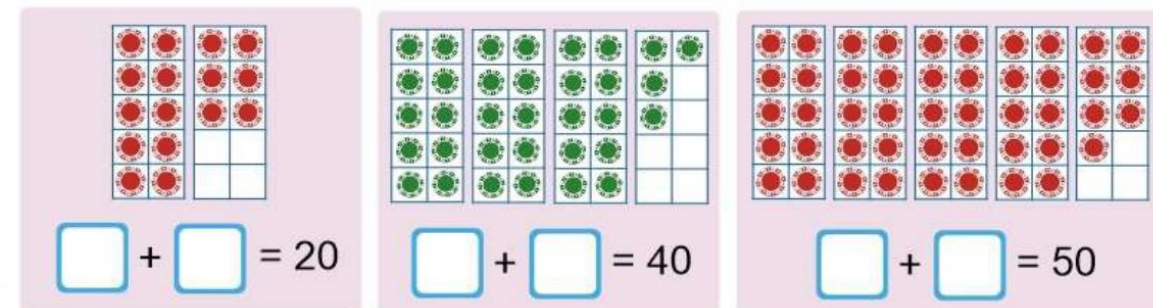
16.- Anota cuántos dulces hay en cada recuadro.



17.- Dibuja las figuras que faltan.



18.- Cuenta las fichas, escribe cuántas hay y cuántas faltan para completar la decena.




19.- Anota a la derecha de cada número cuál es el resultado de sumarle 10.


24 16 8 40 10



20.- Marca con una **X** el recuadro con **menos** animales.



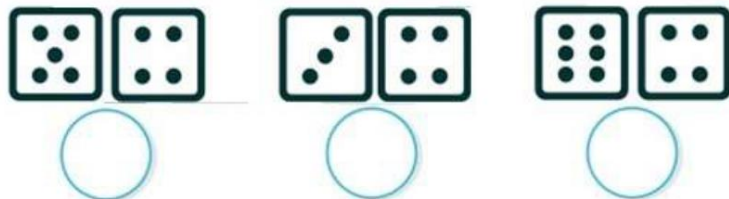
21.- Dibuja los plátanos que faltan para que cada mono tenga uno.



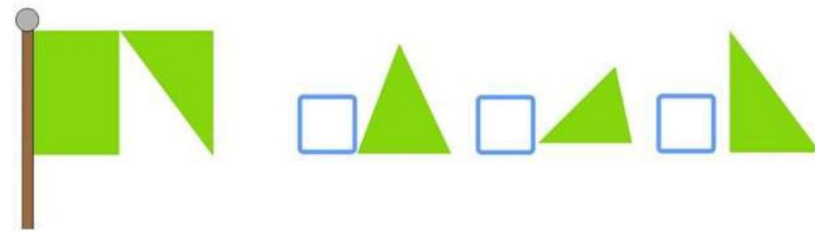
22.- Escribe los números que faltan.



23.- Cuenta los puntos de los dados y escribe la cantidad.



24.- Marca con una palomita la figura que le falta a la bandera.



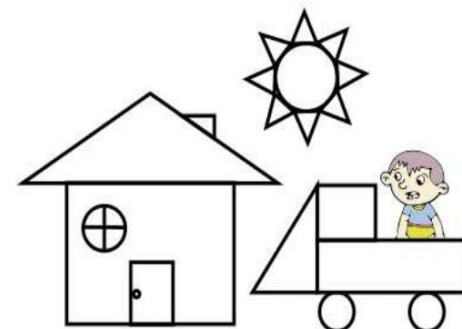
25.- ¿Cuál de los objetos es más corto y cuál más largo?

Rodea con **azul** el objeto **más corto** y con **rojo** el objeto **más largo**.



26.- Colorea cada figura como se indica.

- rojo Triángulos
- azul Rectángulos
- amarillo Círculos





Dados




inventiva

historias

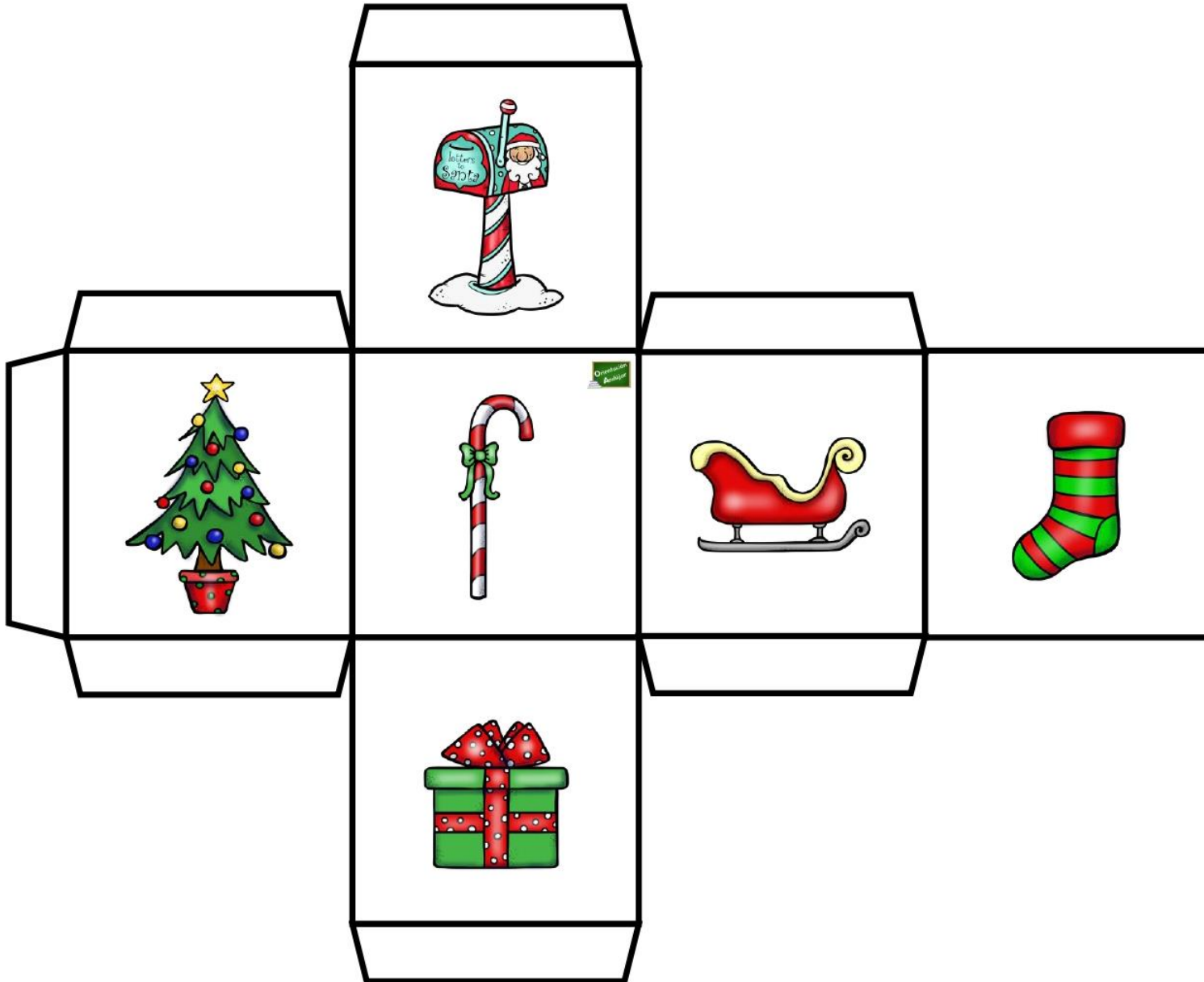


Personajes



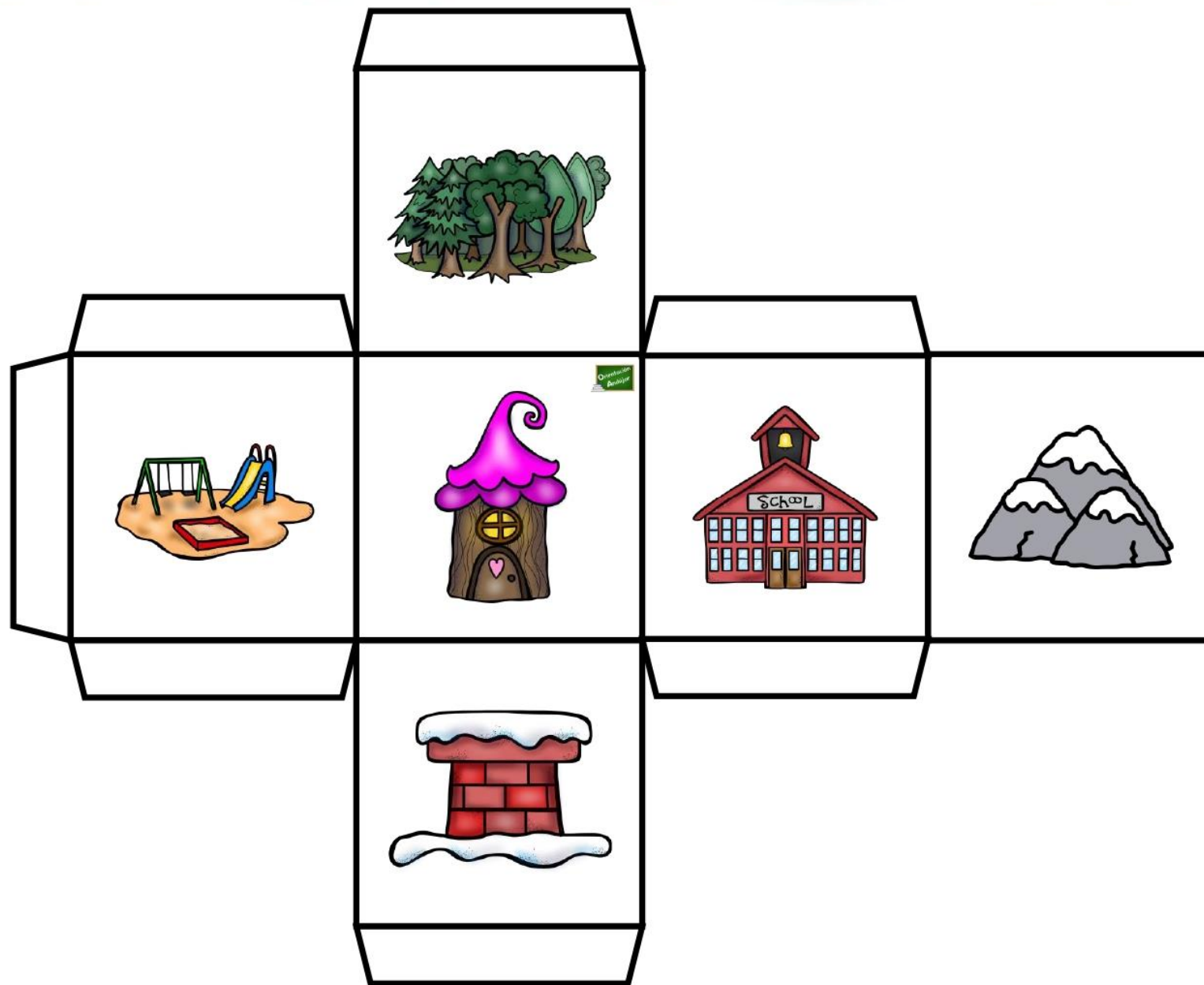


Objetos



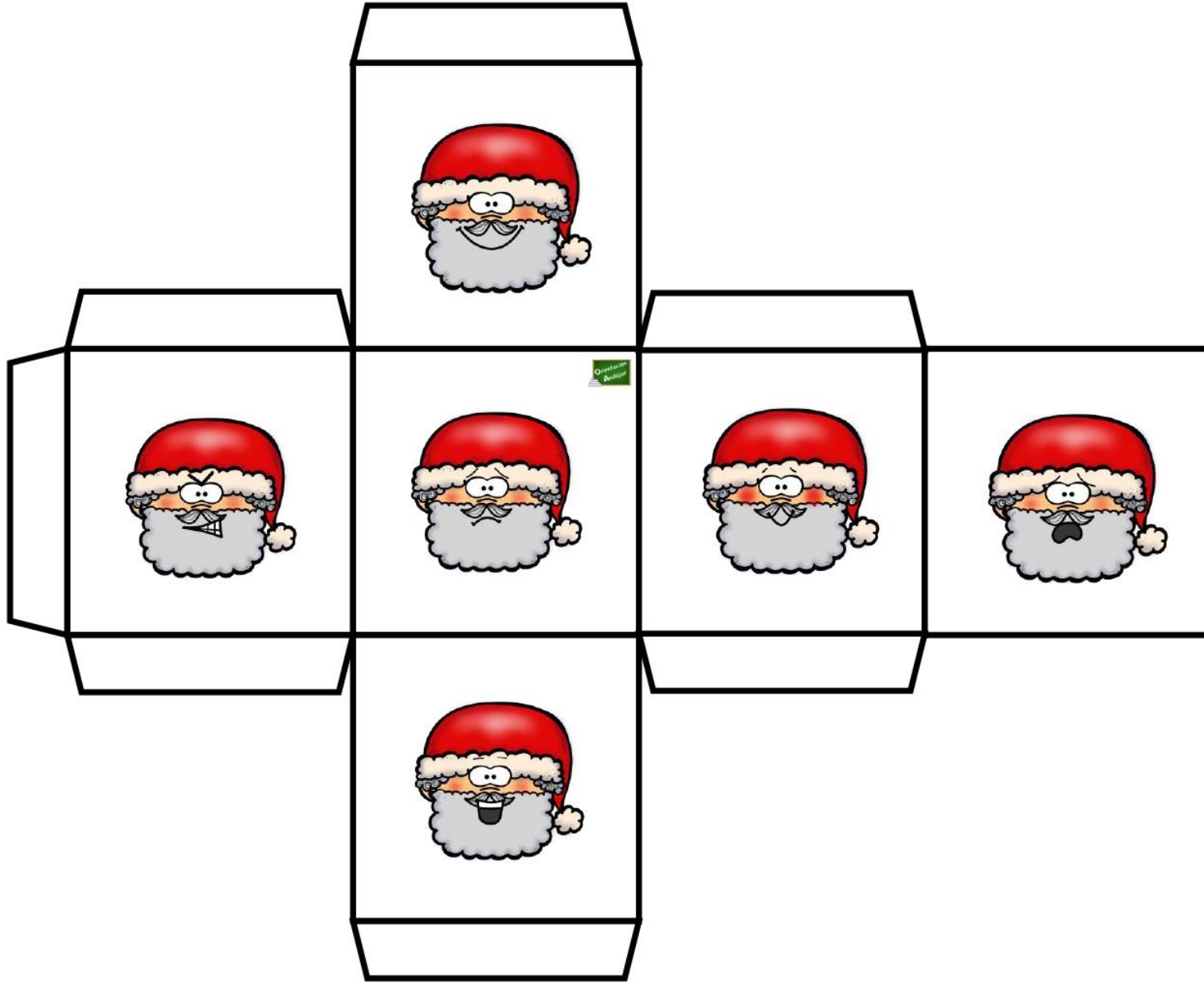


Lugares





Emociones





Atención e

instrucciones

navidadas





Se pone en el árbol para decorar.



Son 5 y se cuelgan en el árbol.



Es rojo y ahí dejan los regalos.



Si estamos debajo nos tenemos que dar un beso.



2020



Se los pido a los Reyes o a Papá Noel.



Me gusta hacer galletas con mamá.



Se pone en las puertas para decorar.



Cuando nieva los hago.



Me encanta decorarlo con bolas y luces.



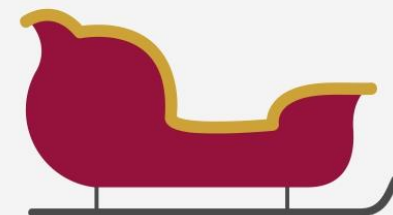
Se pone en el árbol para decorar y es roja.



Trae regalos y viene en trineo.



En él viene montado Papá Noel.





Se pone en el árbol para decorar y son dos.



Llevan el trineo de Papá Noel.



Se pone en el árbol para decorar y son dos.



Me disfrazo de reno y me lo pongo en la cabeza.



Se puede poner en la punta del árbol.



Me los pongo en las manos porque hace frío.



Se puede poner en la punta del árbol.



Son de colores, lucen y las pongo en el árbol.





Se pone en el árbol para decorar y es roja y dorada.



Lo pongo con más figuritas y los Reyes Magos.



En ella escribo mensajes navideños.



Es un caramelo con forma de bastón.



Me lo pongo en la cabeza cuando hace frío.



La pongo en el árbol para decorar. Es roja con pinos.



Son tres, son Magos y vienen en camello.



La pongo en el árbol para decorar. Es ovalada, verde y roja.





Las hago con mis papás al horno y son de chocolate.



Se encienden con un mechero e iluminan nuestra mesa.



El año que viene es el...

2020



Caen de las nubes cuando hace mucho frío y con ellos hago muñecos de nieve.



Se tiran al cielo cuando comemos las uvas y hacen pum.



La pongo en el árbol para decorar. Es azul y blanca.



Me lo pongo por la cabeza cuando hace frío.




La pongo en el árbol para decorar. Es una estrella.





Colorea las bolas según el resultado
de la suma



$3 + 2$

$4 + 4$

$6 + 7$

$7 + 3$


$5 + 4$

$9 + 2$

Suma y colorea

navidad





$5 + 5$


$7 + 8$

$2 + 14$

$9 + 3$

$8 + 6$

$3 + 5$



$9 + 5$


$8 + 9$

$6 + 4$

$7 + 7$

$3 + 8$

$10 + 9$



$12 + 5$


$9 + 9$

$3 + 4$

$11 + 4$

$13 + 5$

$5 + 6$



$9 + 5$

$13 + 6$

$7 + 9$

$15 + 5$

$12 + 6$

$8 + 8$



Palabras y

pseudopalabras

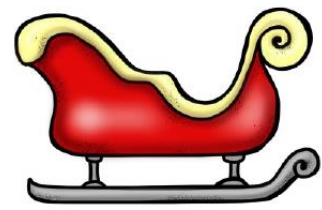
navideñas



clacetín

cacletín

calcetín



tirineo

trineo

trinoe





árbol

árlob

álbor

Orientación
Andújar



relago

regalo

ralego

Orientación
Andújar

ORIENTACIÓN
MEDIAS





capamna

camapana

campana

Orientación
Andújar



muñeco

meñuco

miuneco

Orientación
Andújar

ORIENTACIÓN
MEDIAS





chocolate

chocolate

chocolate

Orientación
Andújar



gatella

gellate

galleta

Orientación
Andújar





adornos

adoronos

adronos

Orientación
Andújar



chinemea

chimenea

cheminea

Orientación
Andújar





esterella

esterlla

estrella

Orientación
Andájar



muéradago

muérdago

muredago

Orientación
Andájar

ORIENTACIÓN
MEDIOS





Tracing practice for a wavy line. The path starts with a blue and white Christmas ornament, followed by a dashed wavy line, and ends with a green Christmas tree with a yellow star. A small logo for ORIENTA MEDIA is visible in the center.

Tracing practice for a zigzag line. The path starts with a pink Christmas stocking, followed by a dashed zigzag line, and ends with a fireplace with a fire and stockings. A small logo for ORIENTA MEDIA is visible in the center.

Tracing practice for a circular path. The path starts with a yellow card featuring a green Christmas tree, followed by four dashed circles with eyes, and ends with a yellow gift box with a pink bow. A small logo for ORIENTA MEDIA is visible in the center.



Tracing practice for the letter 'u'. The row is enclosed in a dashed yellow border. On the left is a cartoon illustration of a snowman wearing a red hat with a pom-pom and blue mittens. On the right is a red sweater with a green Christmas tree on the front. In the center, there are four dashed outlines of the letter 'u' for tracing. A small 'ORIENTA MEDIA' logo is visible in the middle of the row.

Tracing practice for the letter 's'. The row is enclosed in a dashed black border. On the left is a cartoon illustration of Santa Claus with a white beard and red hat. On the right is a cartoon illustration of a girl with a red headband and a pink bow. In the center, there are four dashed outlines of the letter 's' for tracing. A small 'ORIENTA MEDIA' logo is visible in the middle of the row.

Tracing practice for the letter 'z'. The row is enclosed in a dashed purple border. On the left is a cartoon illustration of a pink and red poinsettia flower. On the right is a cartoon illustration of two children, a girl with pink hair and a boy with purple hair. In the center, there are four dashed outlines of the letter 'z' for tracing. A small 'ORIENTA MEDIA' logo is visible in the middle of the row.



Star

ORIENTA MEDIA

Fireworks

ORIENTA MEDIA

Santa Claus

ORIENTA MEDIA



ÁRBOL

Corona

ovejería







chimenea

ESTRELLA

Galleta







chocolate

Piña

Ciervo






CASABEL



BUFANDA



BOLA






BRINDIS


Ángel

Coqueta






MUÉRDAGO



CARRO



GLOBO





Busca palabras navideñas que tengan o empiecen por...

a	
---	--

b	
---	--

c	
---	--

d	
---	--

e	
---	--

f	
---	--



Busca palabras navideñas que tengan o empiecen por...

Ch	
----	--

g	
---	--

h	
---	--

i	
---	--

j	
---	--

l	
---	--



Busca palabras navideñas que tengan o empiecen por...

m	
---	--

n	
---	--

ñ	
---	--

ll	
----	--

o	
---	--

r	
---	--



Busca palabras navideñas que tengan o empiecen por...

qu	
----	--

r	
---	--

s	
---	--

t	
---	--

u	
---	--

v	
---	--



Busca palabras navideñas que tengan o empiecen por...

x	
---	--

y	
---	--

z	
---	--



Sumas

Navideñas



$$\begin{array}{|c|} \hline \text{8 holly leaves} \\ \hline \end{array} + \begin{array}{|c|} \hline \text{3 holly leaves} \\ \hline \end{array} = \begin{array}{|c|} \hline \square \\ \hline \end{array}$$

$$\begin{array}{|c|} \hline \text{8 strawberries} \\ \hline \end{array} + \begin{array}{|c|} \hline \text{2 mittens} \\ \hline \end{array} = \begin{array}{|c|} \hline \square \\ \hline \end{array}$$

$$\begin{array}{|c|} \hline \text{4 gifts} \\ \hline \end{array} + \begin{array}{|c|} \hline \text{8 gifts} \\ \hline \end{array} = \begin{array}{|c|} \hline \square \\ \hline \end{array}$$

$$\begin{array}{|c|} \hline \text{3 leaves} \\ \hline \end{array} + \begin{array}{|c|} \hline \text{7 leaves} \\ \hline \end{array} = \begin{array}{|c|} \hline \square \\ \hline \end{array}$$

$$\begin{array}{|c|} \hline \text{8 bells} \\ \hline \end{array} + \begin{array}{|c|} \hline \text{4 bells} \\ \hline \end{array} = \begin{array}{|c|} \hline \square \\ \hline \end{array}$$

$$\begin{array}{|c|} \hline \text{1 cookie} \\ \hline \end{array} + \begin{array}{|c|} \hline \text{4 cookies} \\ \hline \end{array} = \begin{array}{|c|} \hline \square \\ \hline \end{array}$$

$$\begin{array}{|c|} \hline \text{3 lollipops} \\ \hline \end{array} + \begin{array}{|c|} \hline \text{8 lollipops} \\ \hline \end{array} = \begin{array}{|c|} \hline \square \\ \hline \end{array}$$

$$\begin{array}{|c|} \hline \text{3 flowers} \\ \hline \end{array} + \begin{array}{|c|} \hline \text{7 flowers} \\ \hline \end{array} = \begin{array}{|c|} \hline \square \\ \hline \end{array}$$























$$\begin{array}{|c|} \hline \text{8 Santas} \\ \hline \end{array} + \begin{array}{|c|} \hline \text{8 Santas} \\ \hline \end{array} = \begin{array}{|c|} \hline \square \\ \hline \end{array}$$























$$\begin{array}{|c|} \hline \text{2 ornaments} \\ \hline \end{array} + \begin{array}{|c|} \hline \text{5 ornaments} \\ \hline \end{array} = \begin{array}{|c|} \hline \square \\ \hline \end{array}$$

Restas

Navideñas



	-		=	<input type="text"/>
	-		=	<input type="text"/>
	-		=	<input type="text"/>
	-		=	<input type="text"/>
	-		=	<input type="text"/>
	-		=	<input type="text"/>
	-		=	<input type="text"/>
	-		=	<input type="text"/>
	-		=	<input type="text"/>
	-		=	<input type="text"/>
	-		=	<input type="text"/>

	-		=	<input type="text"/>
	-		=	<input type="text"/>
	-		=	<input type="text"/>
	-		=	<input type="text"/>
	-		=	<input type="text"/>
	-		=	<input type="text"/>
	-		=	<input type="text"/>
	-		=	<input type="text"/>
	-		=	<input type="text"/>
	-		=	<input type="text"/>
	-		=	<input type="text"/>

Restas


Navideñas



-




=



-



=



-



=



-



=



-



=



-



=



-



=



-



=



-



=



-



=







Tacha los objetos anteriores **que tengan...**

Más de tres
consonantes
en su palabra

Que solo
tengan **A**

Una **G** en su
palabra y
una **L**

Alguna
B en su
palabra

Que tenga
dos **O** en su
palabra

Que sea dos
palabras en
un mismo
dibujo



Tacha los objetos anteriores **que tengan...**

Más de tres
vocales en su
palabra

Que tenga
dos **E** en su
palabra

Los que se
escriben
con **C**

Los que se
escriben
con **G**

Que tenga en
su palabra
LL/Y

Que
empiecen
por **B**



FELIZ

NAVIDAD

