



# ACTIVIDADES MATEMÁTICAS

# INVIERNO

POR DIANA BERICOCHA  
CON PICTOGRAMAS DE ARASAAC



# Presentación

Cuadernillo de matemáticas para llevar a cabo en el mes de Enero con temática invernal.

Está pensado para realizarse en un aula TEA con alumnado enmarcado en diversos niveles de habilidad, e mejor dicho, con distintos estilos de aprendizaje y ejecución de tareas. Por ello hay dos versiones del cuadernillo: Nivel 1 y nivel 2.

El nivel 1 presenta numerosas claves visuales para que el alumno con necesidad de modelo pueda disponer de autonomía real a la hora de realizar las tareas propuestas. Para alguna ficha puede necesitar indicaciones verbales o apoyos visuales adicionales. Las tareas matemáticas son un poco más sencillas que en el nivel 2, por ejemplo; las series consisten en agrupar las imágenes iguales en línea, mientras que en el nivel 2 ya encontramos imágenes intercaladas.

El material está adaptado con pictogramas de ARASAAC para servir de apoyo visual al niño, además los enunciados tienen las mínimas palabras y están en mayúsculas. Por otra parte utilizamos elementos grandes y evitamos sobrecargas visuales.




Puede ser un material útil para otros alumnos con dificultades de comprensión o que se están iniciando en el área matemática.




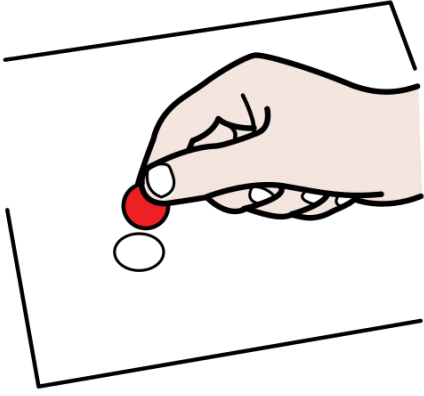
Diana Bericochea  
Maestra de PT y AL  
Tutora de aula TEA

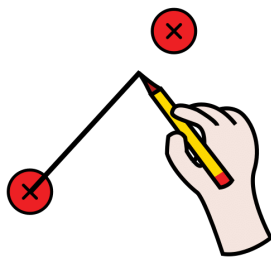


# PEGA GOMETS



# PEGA GOMETES





# RELACIONA

10
20
30
40
50


**cincuenta**



**cuarenta**




**diez**

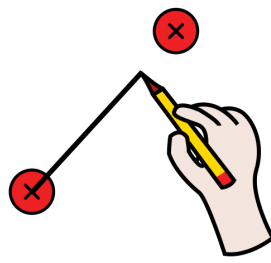


**treinta**



**veinte**






# RELACIONA

60
70
80
90
100


**noventa**



**ochenta**




**cien**




**setenta**




**sesenta**






# CUENTA

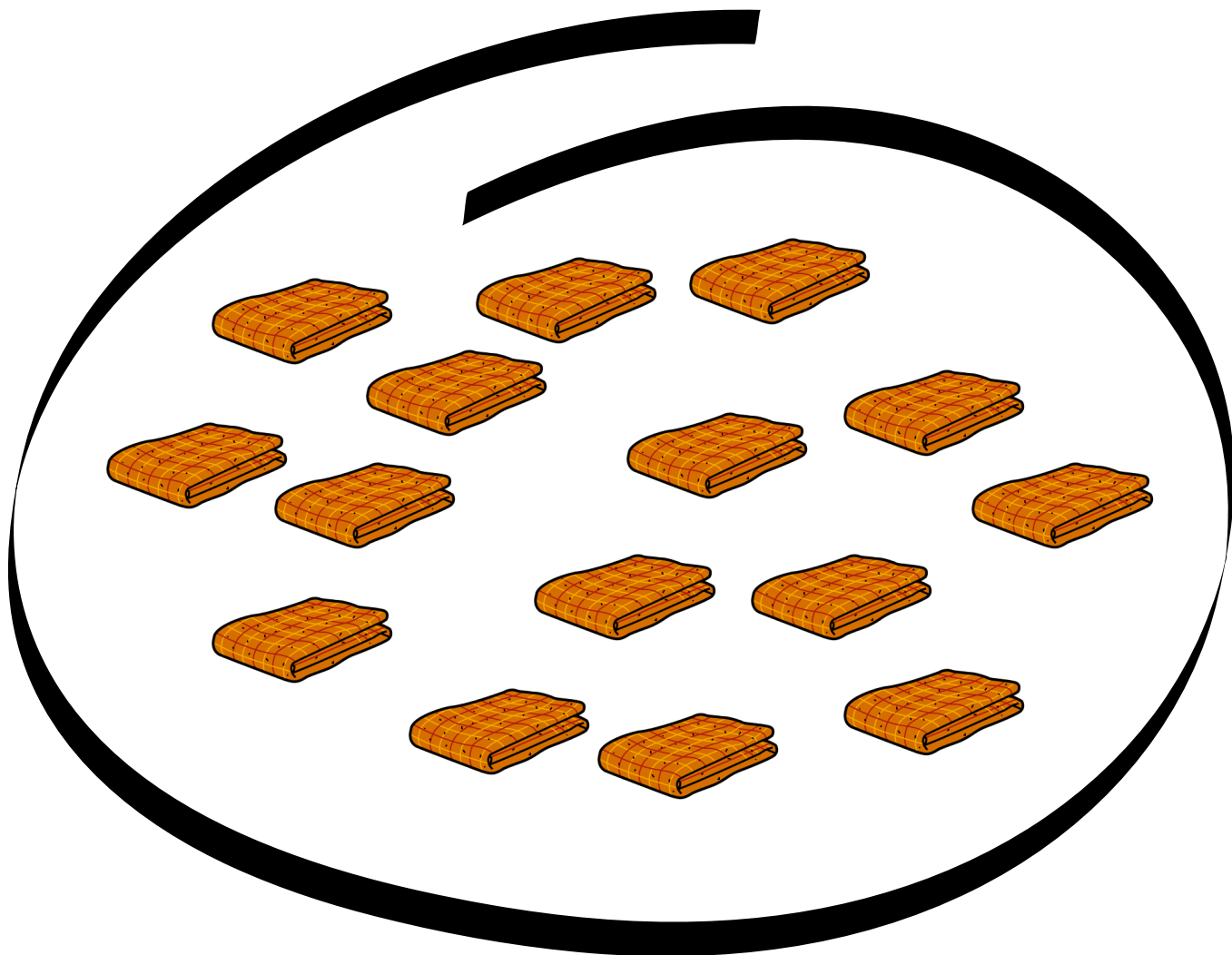


HAY





# CUENTA



HAY

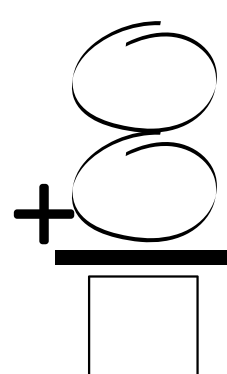
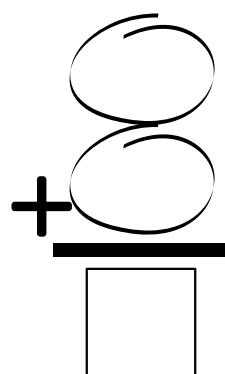
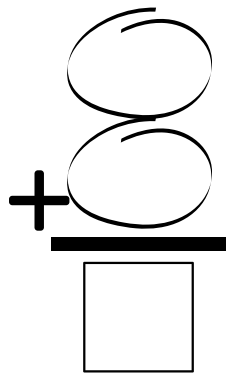
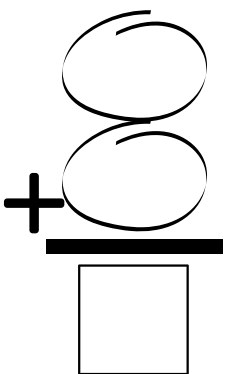
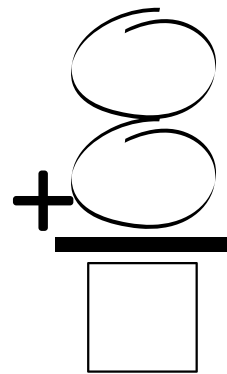
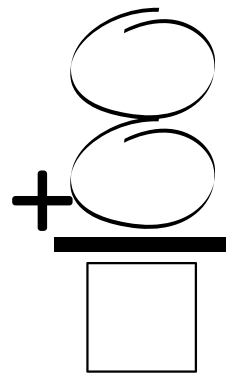
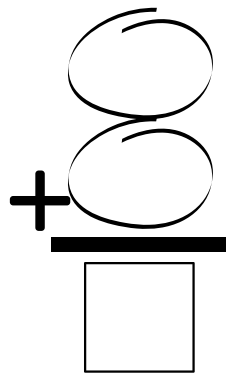
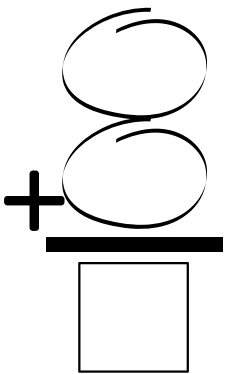

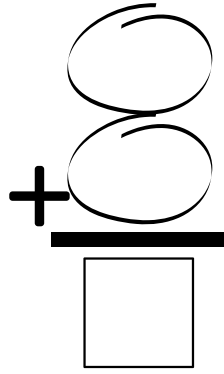
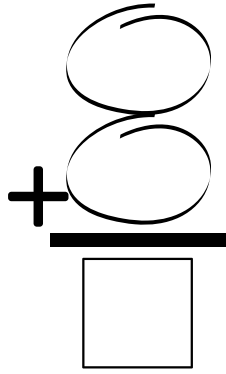
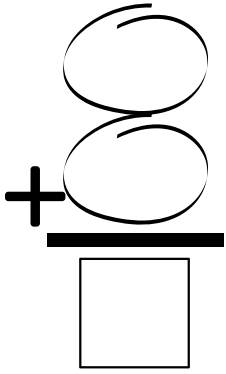




Suma

$$\begin{array}{r} +8 \\ \underline{+2} \end{array}$$

SUMA



$$\begin{array}{r} +8 \\ \underline{+2} \end{array}$$

# SUMA



$$\begin{array}{r} +8 \\ \underline{+2} \\ \square \end{array}$$

$$\begin{array}{r} +8 \\ \underline{+2} \\ \square \end{array}$$

$$\begin{array}{r} +8 \\ \underline{+2} \\ \square \end{array}$$

$$\begin{array}{r} +8 \\ \underline{+2} \\ \square \end{array}$$

$$\begin{array}{r} +8 \\ \underline{+2} \\ \square \end{array}$$

$$\begin{array}{r} +8 \\ \underline{+2} \\ \square \end{array}$$

$$\begin{array}{r} +8 \\ \underline{+2} \\ \square \end{array}$$


$$\begin{array}{r} +8 \\ \underline{+2} \\ \square \end{array}$$

$$\begin{array}{r} +8 \\ \underline{+2} \\ \square \end{array}$$

$$\begin{array}{r} +8 \\ \underline{+2} \\ \square \end{array}$$

$$\begin{array}{r} +8 \\ \underline{+2} \\ \square \end{array}$$

$$\begin{array}{r} +8 \\ \underline{+2} \\ \square \end{array}$$



Resta

$$\begin{array}{r} 8 \\ - 2 \\ \hline \end{array}$$

RESTA



$$\begin{array}{r} \bigcirc \\ \bigcirc \\ \hline \square \end{array}$$

$$\begin{array}{r} \bigcirc \\ \bigcirc \\ \hline \square \end{array}$$

$$\begin{array}{r} \bigcirc \\ \bigcirc \\ \hline \square \end{array}$$

$$\begin{array}{r} \bigcirc \\ \bigcirc \\ \hline \square \end{array}$$

$$\begin{array}{r} \bigcirc \\ \bigcirc \\ \hline \square \end{array}$$

$$\begin{array}{r} \bigcirc \\ \bigcirc \\ \hline \square \end{array}$$

$$\begin{array}{r} \bigcirc \\ \bigcirc \\ \hline \square \end{array}$$

$$\begin{array}{r} \bigcirc \\ \bigcirc \\ \hline \square \end{array}$$

$$\begin{array}{r} \bigcirc \\ \bigcirc \\ \hline \square \end{array}$$

$$\begin{array}{r} \bigcirc \\ \bigcirc \\ \hline \square \end{array}$$

$$\begin{array}{r} \bigcirc \\ \bigcirc \\ \hline \square \end{array}$$

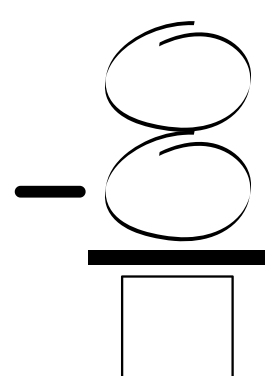
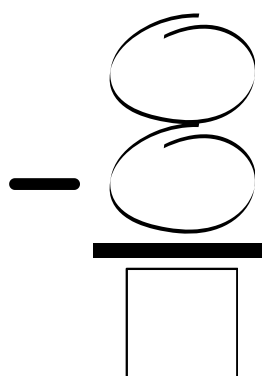
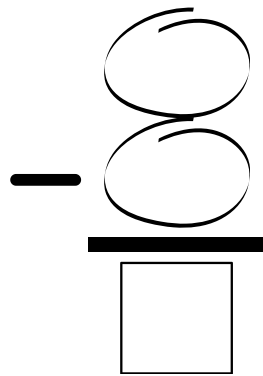
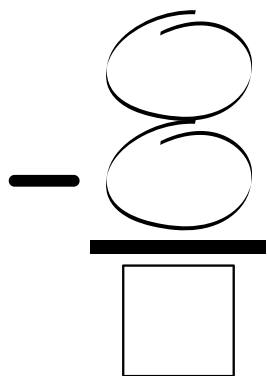
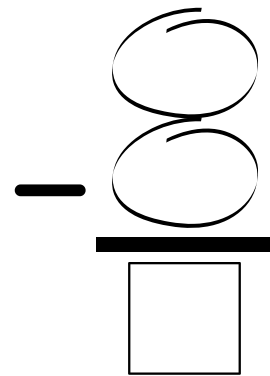
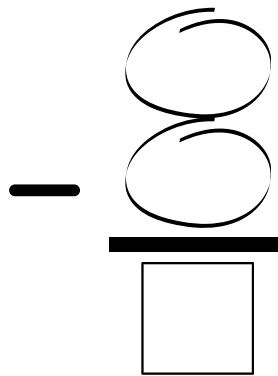
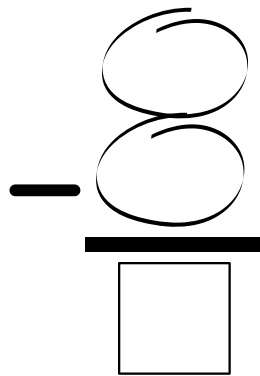
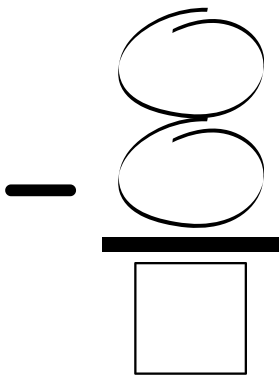
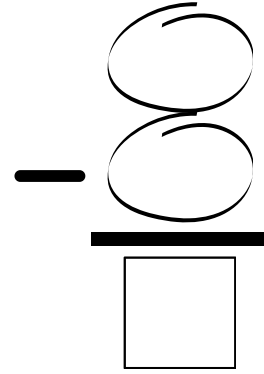
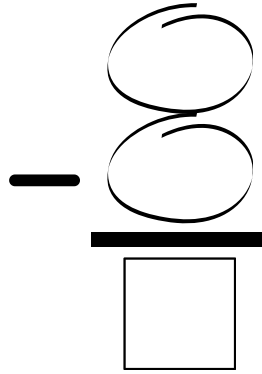
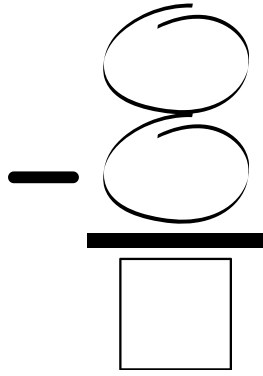
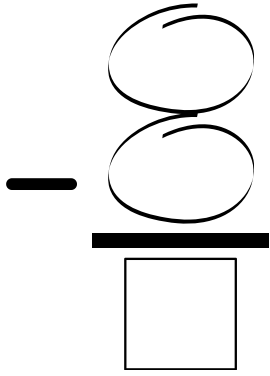

$$\begin{array}{r} \bigcirc \\ \bigcirc \\ \hline \square \end{array}$$

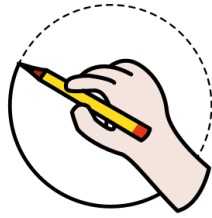


Resta


$$\begin{array}{r} 8 \\ - 2 \\ \hline \end{array}$$

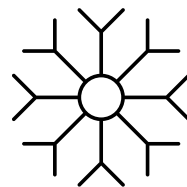
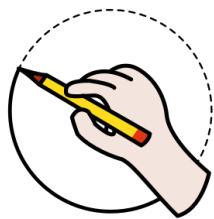
RESTA






# REPASA EL COPO DE NIEVE

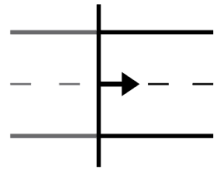










# REPASA EL COPO DE NIEVE



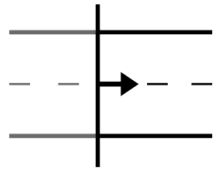
Series








# CONTINÚA LA SERIE



Series




# CONTINÚA LA SERIE



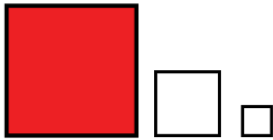


Clasificación

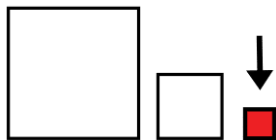


# CLASIFICA

GRANDE



PEQUEÑO

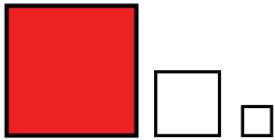


Clasificación

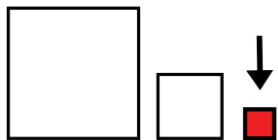


# CLASIFICA

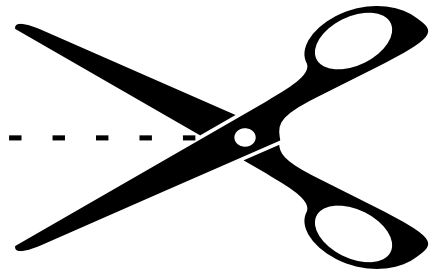

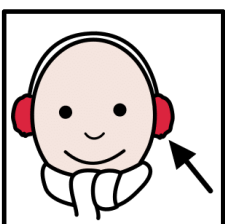


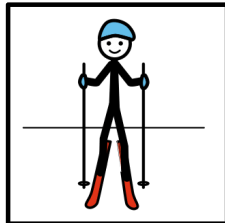
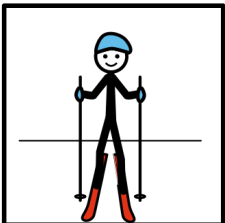
GRANDE



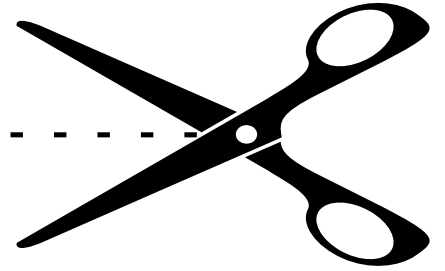








PEQUEÑO



# ANEXO PARA RECORTAR



# ANEXO PARA RECORTAR



# ANEXO PARA RECORTAR

