



# Trabajamos las vocales

PARTE 3







Letter 'I' tracing guide. It includes a large uppercase 'I' with a downward arrow indicating the stroke direction, a lowercase 'i' with a downward arrow and a dot above it, and a dotted lowercase 'i' for tracing. An illustration of a palm tree on a small island is shown next to the uppercase 'I'. A yellow pencil icon is positioned at the start of a handwriting practice row. The row consists of a grid with a dashed midline and a solid baseline. The first ten columns contain dotted lowercase 'i's for tracing, and the remaining five columns are empty.

@orientamedia gabinetele




Letter 'O' tracing guide. It includes a large uppercase 'O' with a counter-clockwise arrow indicating the stroke direction, a lowercase 'o' with a counter-clockwise arrow, and a dotted lowercase 'o' for tracing. An illustration of a blue and white target is shown next to the uppercase 'O'. A yellow pencil icon is positioned at the start of a handwriting practice row. The row consists of a grid with a dashed midline and a solid baseline. The first ten columns contain dotted lowercase 'o's for tracing, and the remaining five columns are empty.


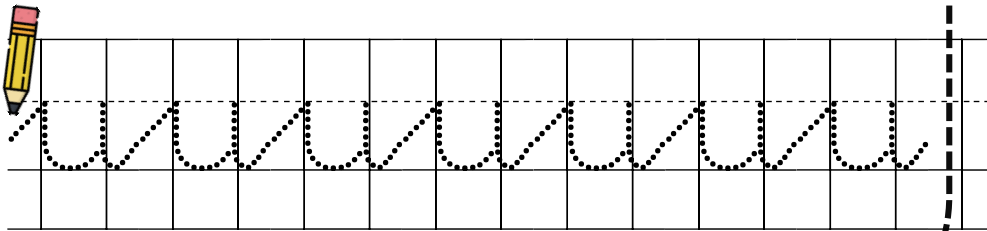
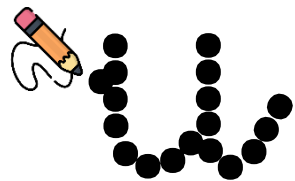




U



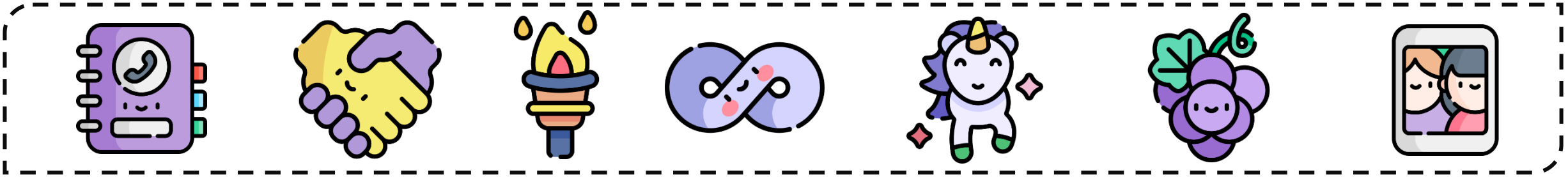


u







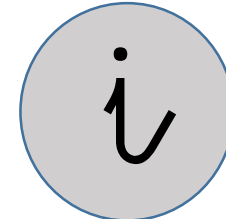



ORIENTA MEDIA

Tacha el intruso, el que no empieza por ninguna vocal
















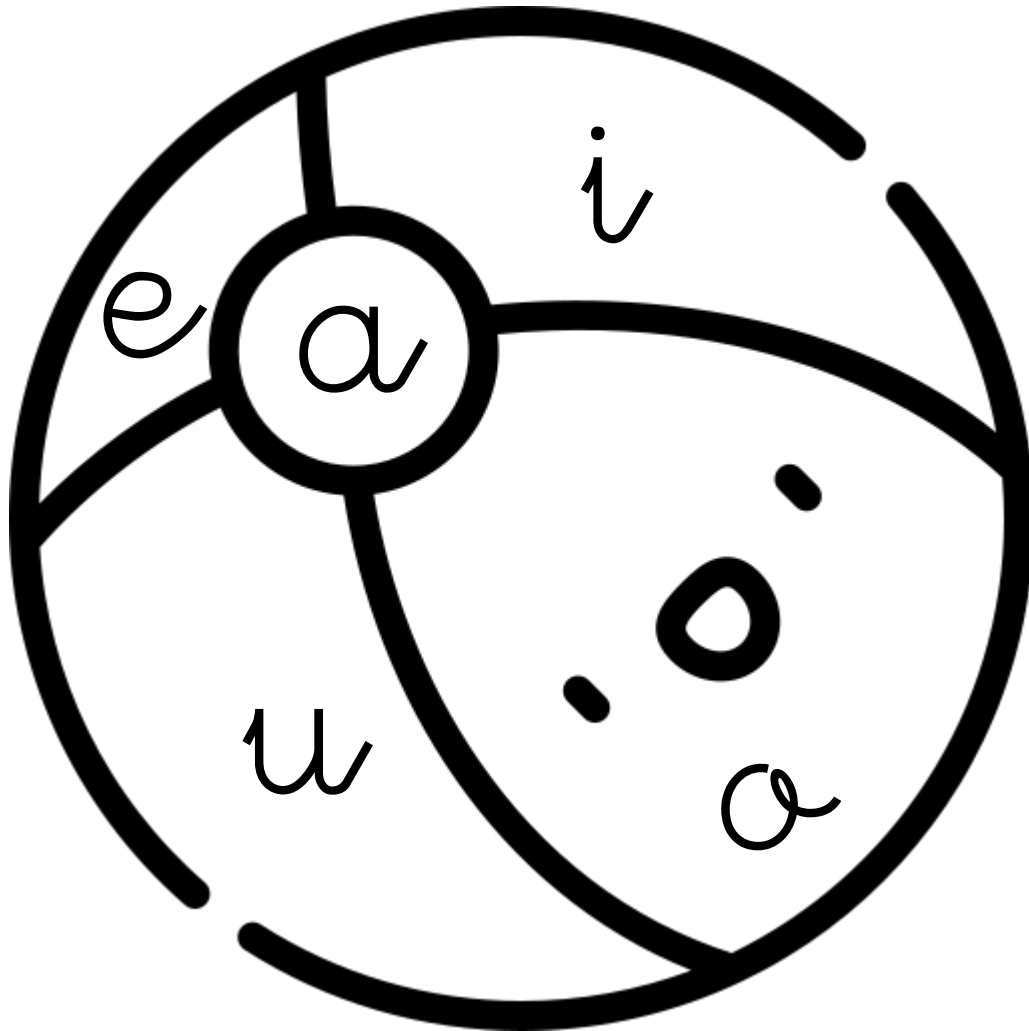
Pintamos según las vocales



Pintamos según las vocales




Pintamos según las vocales





Completa las palabras con las vocales que faltan



S \_ \_ l


a

e

i

o

u



M \_ \_ l \_ \_ t \_ \_

a

e

i

o

u



\_ \_ r c \_ \_ \_ r \_ \_ s

a


e

i

o


u

Completa las palabras con las vocales que faltan




P \_ \_ l \_ \_ m \_ \_

a e i o u



M \_ \_ r \_ \_ p \_ \_ s \_ \_

a e i o u



H \_ \_ l \_ \_ d \_ \_

a e i o u




Completa las palabras con las vocales que faltan



C \_ \_ m \_ \_ r \_ \_

a e i o u



P \_ \_ l m \_ \_ r \_ \_


a e i o u



C \_ \_ c t \_ \_ s


a e i o u

Completa las palabras con las vocales que faltan



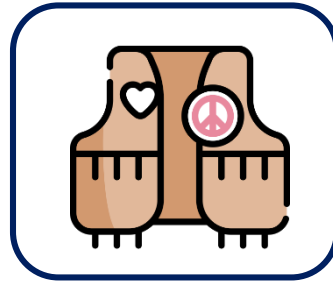
B\_\_ls\_\_

a e i o u



P\_\_nt\_\_l\_\_n

a e i o u



Ch\_\_l\_\_c\_\_

a e i o u

