



DISLEXIA: VOLUMEN II






Si te perdiste el VOLUMEN I




Canal Youtube

Materiales que utilizo

Tiktok Educativo





RODEA LA SÍLABA IGUAL AL MODELO Y ESCRIBE UNA PALABRA



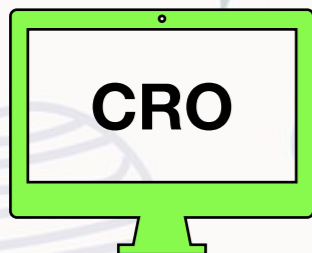
PAR PRA PARA RAP PRAS



REB BERA BERE BER BRE




FELE FE FLE LEF FEL



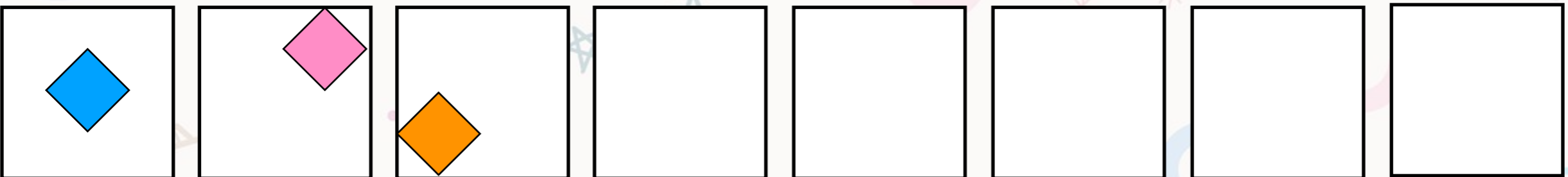
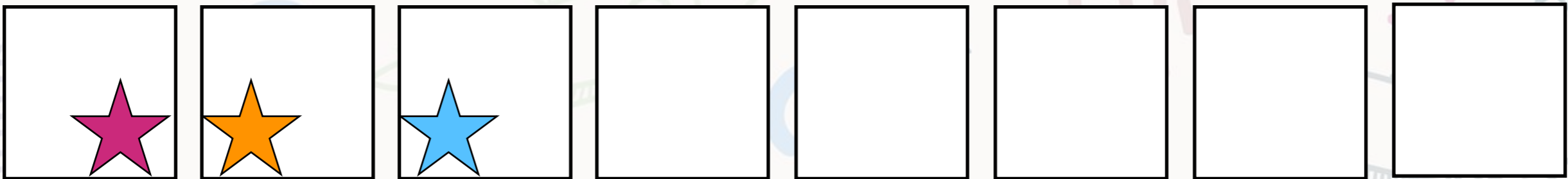
CO CORO COR CRO CROC




RU DU DRU DUR DURU



OBSERVA LAS SERIES Y CONTINUÁLAS





TACHA LA SÍLABA IGUAL AL MODELO Y ESCRIBE UNA PALABRA CON ELLA



GARA GAR GRA RAG GAR



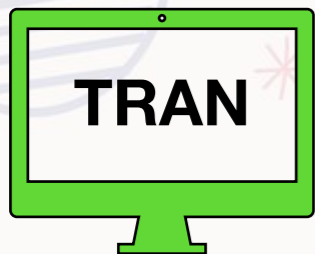
CER CEE REC CERE CRE




PLASA PALS PLAS PALAS PLA



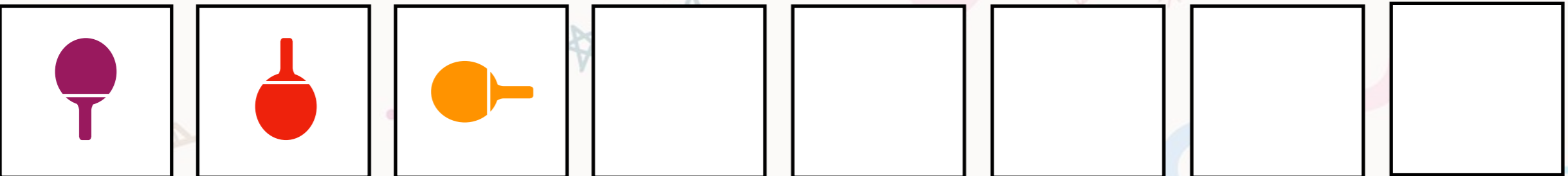
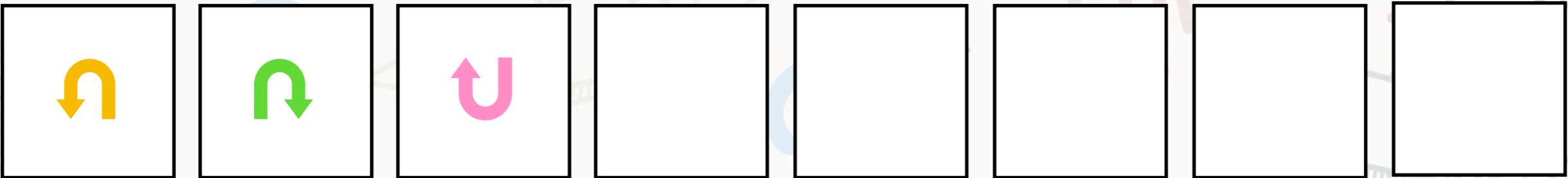
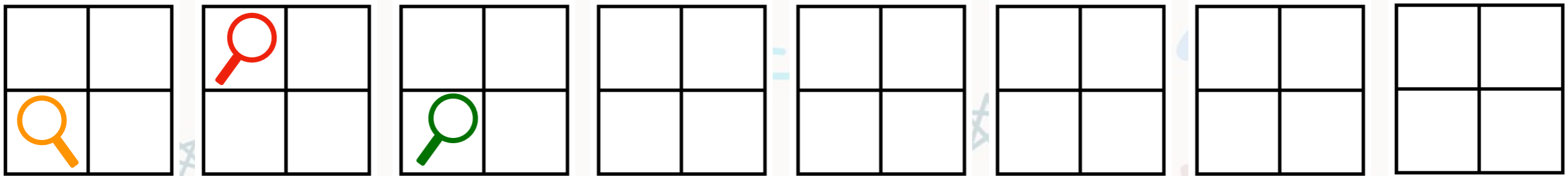
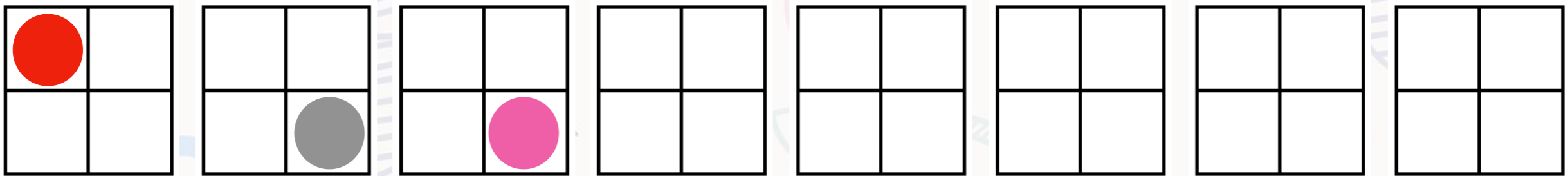
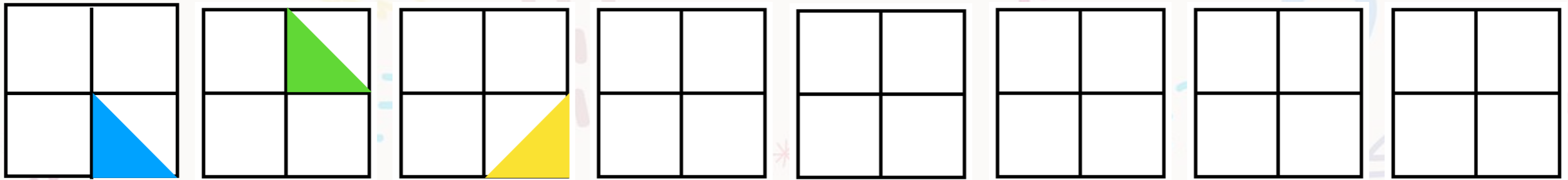
BI BIRI BIR BRI BRIR




TRA TARN TARAN TRANS TRAN



OBSERVA LAS SERIES Y CONTINUÁLAS





TACHA LA SÍLABA IGUAL AL MODELO Y ESCRIBE UNA PALABRA CON ELLA

BLO

BOLO BLO BOL LOB BOLOL

CLE

CLEL CELE LEC CLE CILE

TRO


TORO TROT TRO TOR ROT

FRI

RIF FIRI FRIR FRI FIRIR

PRU


PURU RUPU PRU PUR PUP



OBSERVA EL RÍO Y PINTA:



- PERSONAS EN EL PUENTE (**ROJO**)
- PERSONAS A LA DERECHA DEL RÍO (**AMARILLO**)
- PERSONAS A LA IZQUIERDA DEL RÍO (**ROSA**)






DISCRIMINACIÓN VISUAL - PINTA

RODEA EL INTRUSO



p	q	d	d	p	b	d	p	d	p	b
d	b	b	q	d	p	q	d	p	d	d
p	b	p	q	b	d	p	b	d	q	b
b	p	d	p	d	p	d	q	q	d	b
p	d	u	d	p	q	d	p	b	d	b




FORMA PALABRAS



SÍLABAS TRAVIESAS

TA	NA	VEN
SAL	CHA	CHI
TÍN	CE	CAL
PA	ZA	TO
PE	CA	LU

PALABRAS



COMPLETA LAS PALABRAS CON B/D Y P/Q



CA _ _ ALLO

_ _ URRO

PA _ _ UETE

_ _ IÑA

_ _ E _ _ O

_ _ OCA

MOS _ _ UITO

LU _ _ A

_ _ ANCO

_ _ AR _ _ A

MANTE _ _ UILLA

_ _ IE

_ _ AL _ _ E

_ _ ERA

A _ _ UELA

_ _ UESO

_ _ EZ

_ _ UINIELA

_ _ ESO

_ _ EINE

_ _ ANTALÓN

_ _ UEMAR

_ _ ATI _ _ O


_ _ ARAJA

_ _ ALMERA


_ _ ALÓN

_ _ I _ _ ERÓN

_ _ ORMIR



ORDENA LAS LETRAS Y FORMA PALABRAS, TE DOY LA INICIAL ¡ÁNIMO!



S _____




M _____



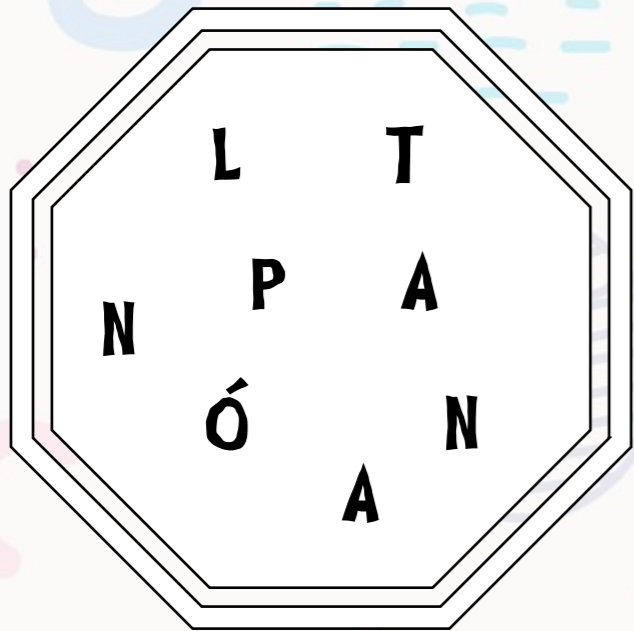
A _____



S _____



ORDENA LAS LETRAS Y FORMA PALABRAS, TE DOY LA INICIAL ¡ÁNIMO!



P _____




G _____



I _____


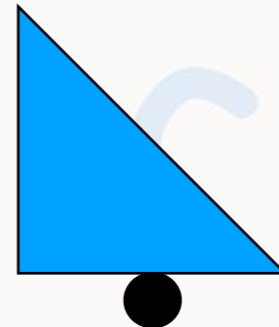
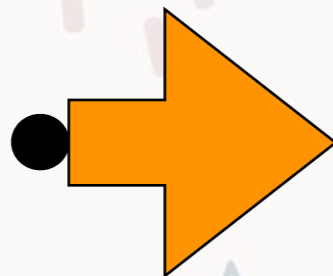
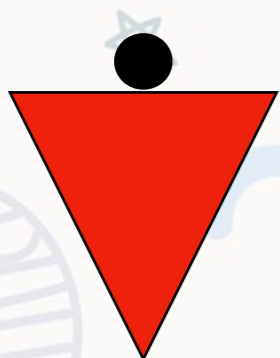
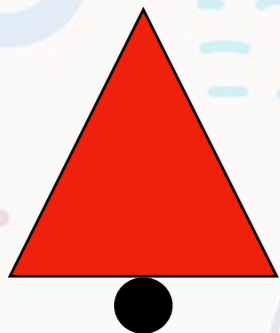



N _____




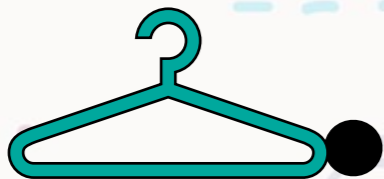
GIRA LA FIGURA DE TAL MANERA QUE EL PUNTO SIEMPRE QUEDE ARRIBA


EJEMPLO






GIRA LA FIGURA DE TAL MANERA QUE EL PUNTO SIEMPRE QUEDE ARRIBA





ORDENA LAS LETRAS Y FORMA PALABRAS, TE DOY LA INICIAL ¡ÁNIMO!



M _____




O _____




A _____



Z _____



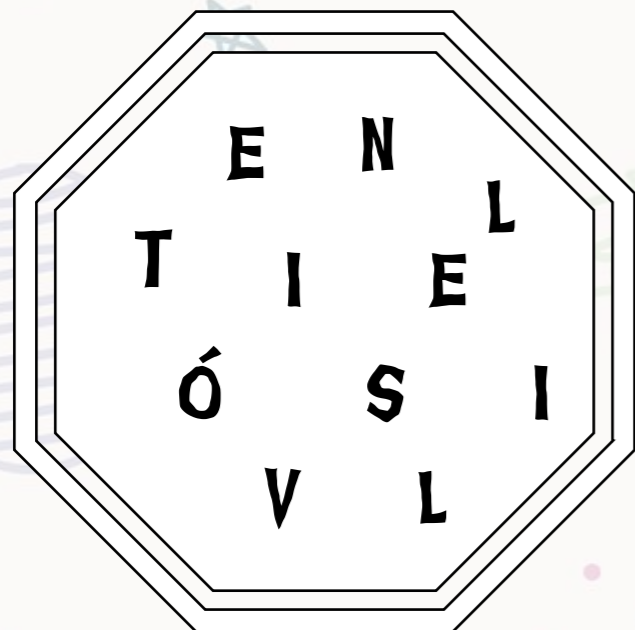
ORDENA LAS LETRAS Y FORMA PALABRAS, TE DOY LA INICIAL ¡ÁNIMO!



P _____




F _____





T _____




S _____



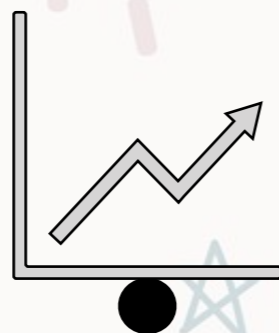
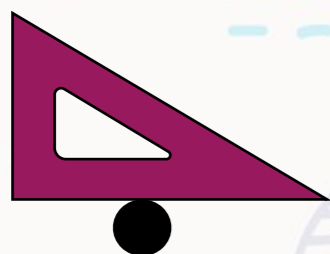



GIRA LA FIGURA DE TAL MANERA QUE EL PUNTO SIEMPRE QUEDE ARRIBA






GIRA LA FIGURA DE TAL MANERA QUE EL PUNTO SIEMPRE QUEDE ARRIBA






¡BRUNO SE HA PERDIDO! LEO LE ESTÁ BUSCANDO SIN PARAR. SIGUE EL CAMINO HASTA LLEGAR A BRUNO. LA SUMA DE AMBAS CIFRAS TIENE QUE DAR 10, MIRA EL EJEMPLO Y VE PINTANDO EL CAMINO




4	6	7	1	8	2	5	6	8	2	4
4	4	3	4	8	4	5	4	8	9	3
3	8	5	5	2	3	3	5	0	1	2
9	1	2	4	2	6	7	5	7		
7	4	2	5	7	1	6	4	3		




**¡YA ESTÁN JUNTOS! ¡MUCHAS GRACIAS POR AYUDARLES!
USA LA IMAGINACIÓN Y DIBUJA DÓNDE SE ENCUENTRAN BRUNO Y LEO**





PINTA LOS COCHES IGUALES AL MODELO





PRONUNCIA LA SÍLABA Y SUBRÁYALA LAS VECES QUE SALGA

PA

PA

AP

PADRE

PARA

PRA

APTO

PE

CA

AC

CA

CÁCTUS

CRA

CA

CASA

CE

DA

DA

DEDO

DADO

DIANA

AD

DA

DRA

AB

AB

BA

ABSORVER

BRA

AB

AP

BA

AP

PA

APTO

AP

PRA

AB

AP

BA

BA

BA

BRA


BABI

BIBE

BA

AB

AP



PRONUNCIA LA SÍLABA Y SUBRÁYALA LAS VECES QUE SALGA

PLE

PLE

PE

PRESO

PLENO

PRE

PELE

PLE

ABA

BAB

ABA

CAMA

BRA

ACABA

BA

AMABA

ADA

DA

HADA

PALA

ABRAZADA

AD

DAD

ADA

CLA

CA

AC

CLAVO

LACA

CALA

CLA

LAC

DRA

DA

DRÁCULA

RAD

DRAGÓN

DARA

DAR

DRA

PRA

PARAR

PRA

RAP

PRAGA

PARA

PRADO

PAR


ESCRIBE UN PEQUEÑO TEXTO SOBRE EL DIBUJO



ESCRIBE UN PEQUEÑO TEXTO SOBRE EL DIBUJO



PON LA SÍLABA CORRESPONDIENTE SEGÚN EL MODELO




CLA

PLA




BRA

DRO

QUE






CLA






**PINTA DE AMARILLO LOS ANIMALES QUE MIRES A LA IZQUIERDA Y DE ROJO
LOS QUE MIREN A LA DERECHA**




ESCRIBE UN PEQUEÑO TEXTO SOBRE EL DIBUJO



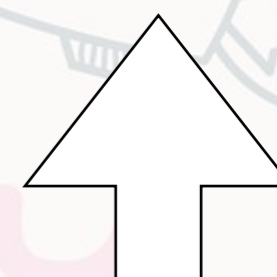
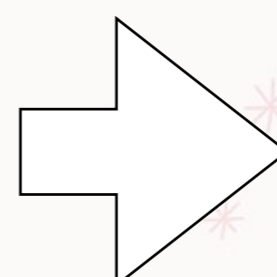
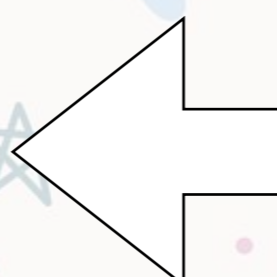
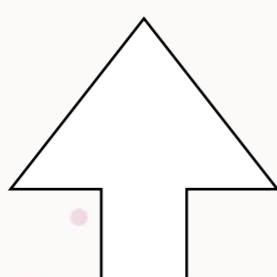
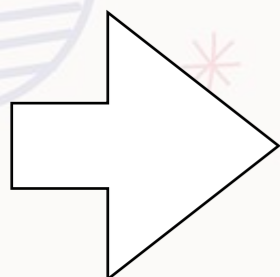
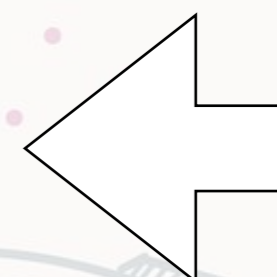
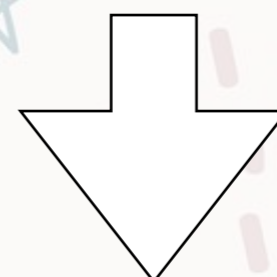
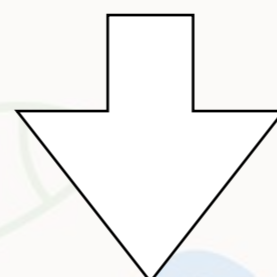
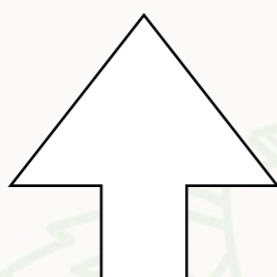
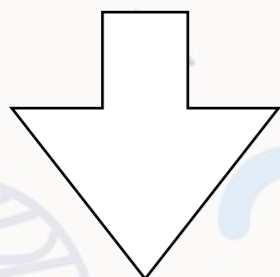
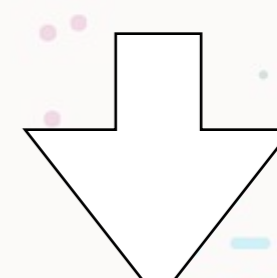
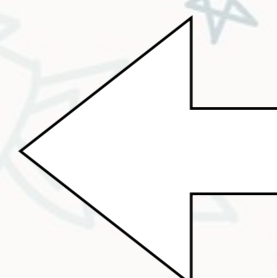
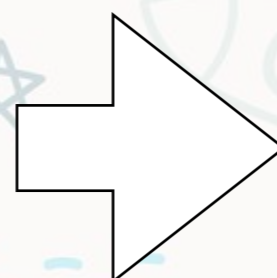
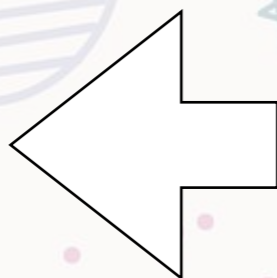
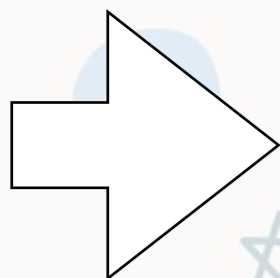
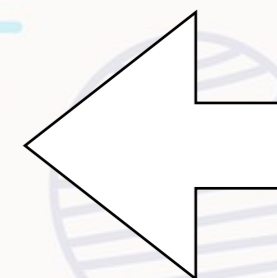
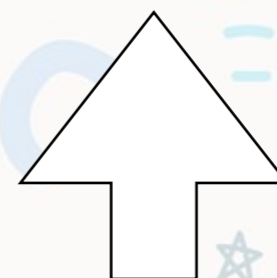
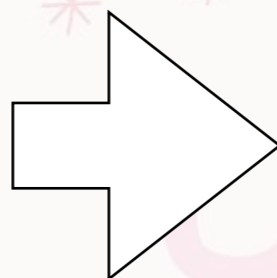
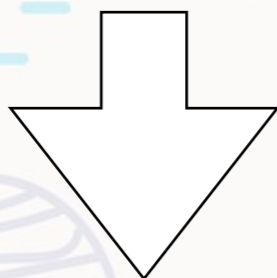
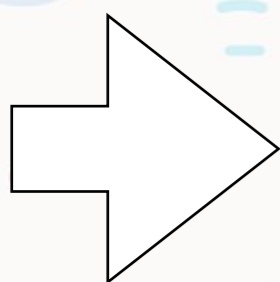



ESCRIBE UN PEQUEÑO TEXTO SOBRE EL DIBUJO





**PINTA DE AZUL LAS FLECHAS QUE MIRAN A LA DERECHA, ROJO A LA IZQUIERDA,
VERDE HACÍA ARRIBA Y ROSA HACÍA ABAJO.**





COMPLETA LAS IMÁGENES

