



A large empty rectangular box with an orange border, intended for writing the word 'ghost'.

Three empty rectangular boxes with orange borders, arranged horizontally, intended for writing the letters 'g', 'h', and 'o'.

A row of eight empty square boxes with orange borders, intended for writing the letters 's', 't', 'o', 'c', 'k', 's', 't', 'r', 'i', 'c', 'k', 's'.




A large empty rectangular box with an orange border, intended for writing the word 'cat'.

Two empty rectangular boxes with orange borders, arranged horizontally, intended for writing the letters 'c' and 'a'.

A row of four empty square boxes with orange borders, intended for writing the letters 't', 'o', 'c', 'k'.

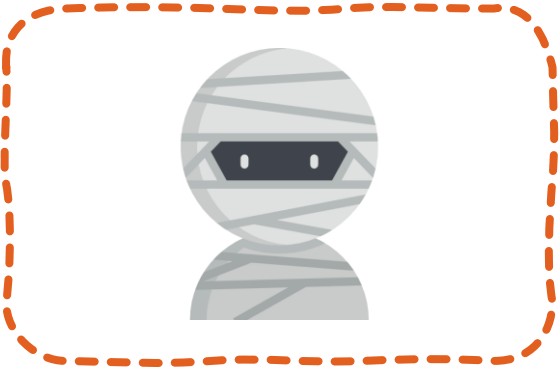




A horizontal rectangular box with an orange border, intended for writing the name of the candy.

A row of four empty square boxes with orange borders, intended for writing the letters of the word.

A row of eight empty square boxes with orange borders, intended for writing the individual letters of the word.




A horizontal rectangular box with an orange border, intended for writing the name of the mummy.

A row of two empty square boxes with orange borders, intended for writing the letters of the word.

A row of five empty square boxes with orange borders, intended for writing the individual letters of the word.





A large empty orange rectangular box for writing.

Three empty orange rectangular boxes for writing, arranged horizontally.

Five empty orange square boxes for writing, arranged horizontally.



A large empty orange rectangular box for writing.

Two empty orange rectangular boxes for writing, arranged horizontally.

Five empty orange square boxes for writing, arranged horizontally.





A large empty rectangular box with an orange border, intended for writing.

Three empty rectangular boxes with orange borders, arranged horizontally.

Seven empty square boxes with orange borders, arranged in a horizontal row.




A large empty rectangular box with an orange border, intended for writing.


Two empty rectangular boxes with orange borders, arranged horizontally.

Five empty square boxes with orange borders, arranged in a horizontal row.





A worksheet for the word "Pumpkin". It features a pumpkin illustration inside a dashed-line box at the top. Below it is a large empty rectangular box for writing the word. Underneath that are four empty square boxes for the first four letters. At the bottom, there are eight empty square boxes for the remaining letters. A small green circular logo with a pencil icon and the text "Antes de Aprender" is in the bottom right corner.



A worksheet for the word "Bat". It features a bat illustration inside a dashed-line box at the top. Below it is a large empty rectangular box for writing the word. Underneath that are four empty square boxes for the first four letters. At the bottom, there are ten empty square boxes for the remaining letters. A small green circular logo with a pencil icon and the text "Antes de Aprender" is in the bottom right corner.