



# FICHAS DE TRABAJO


EDUCACIÓN INFANTIL




**PROPUESTA DE TRABAJO 1º EI** *y algo más...*



*@derechoavolar*

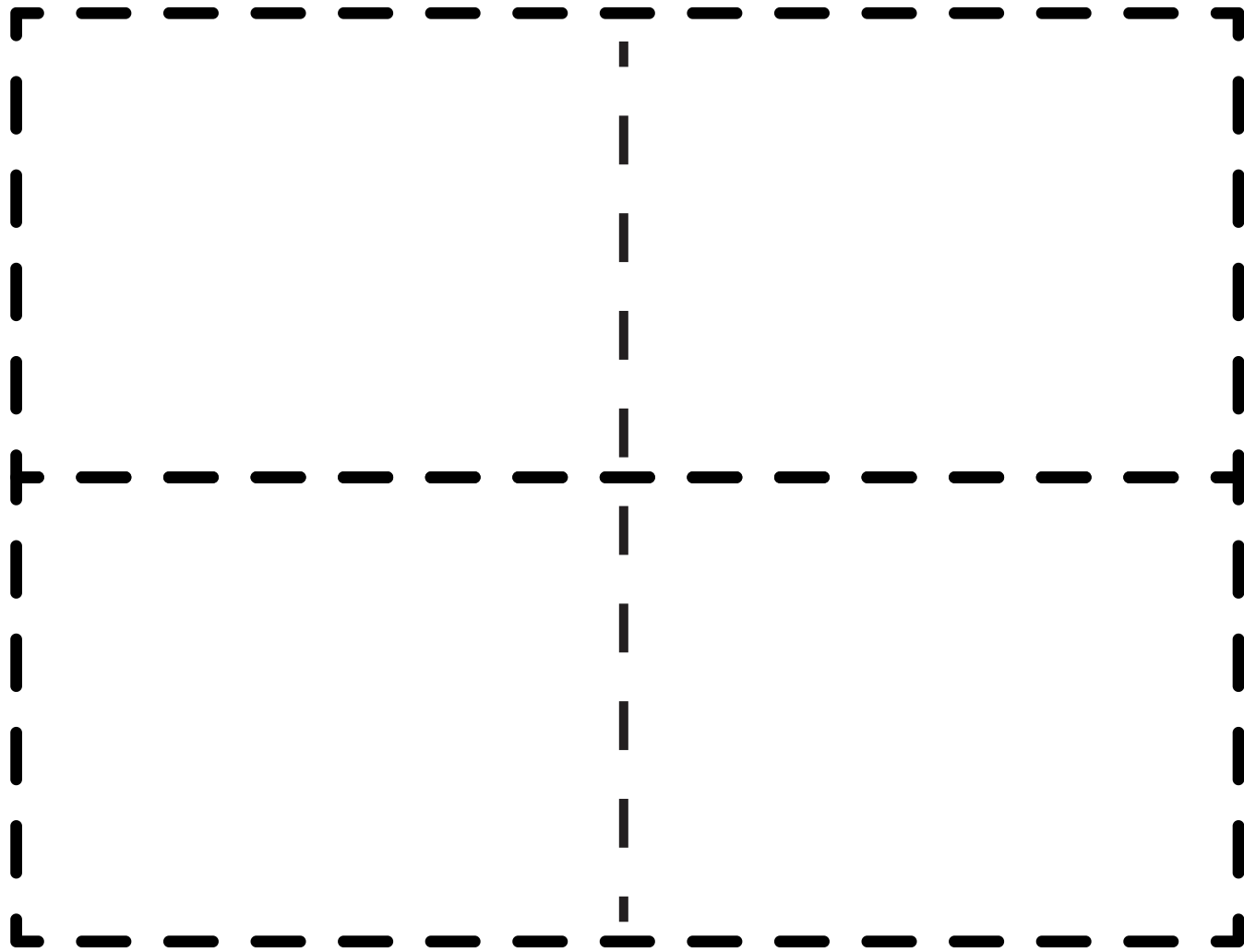


Recorta y pega a la oveja Nina para hacer un puzle.









Realiza el puzle.






*Recorta y pega a la oveja Nina para hacer un puzle.*



Cuento (poner gomets al gusano), repaso los números y relaciones.

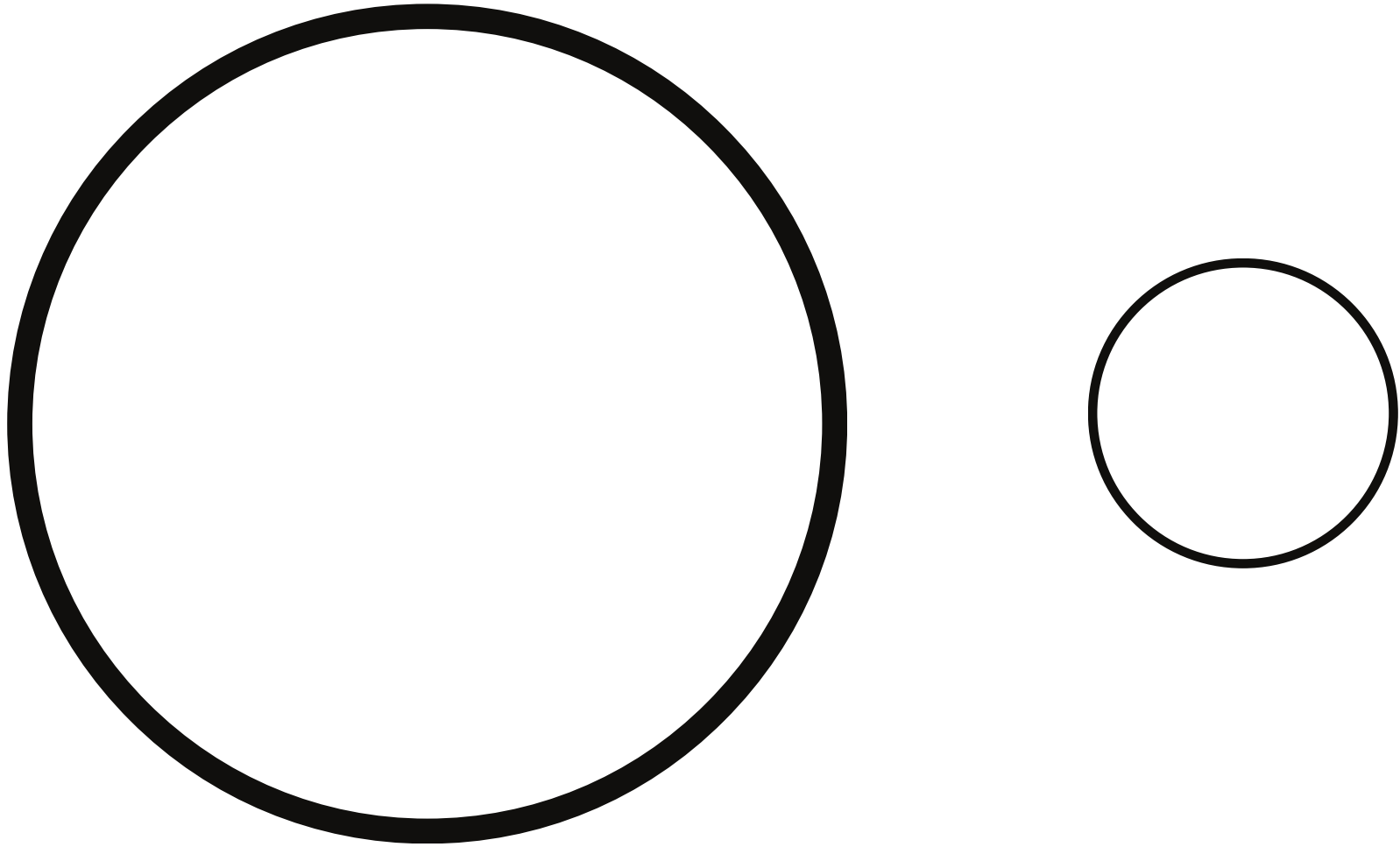
CIRCULO




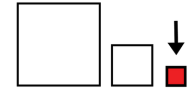
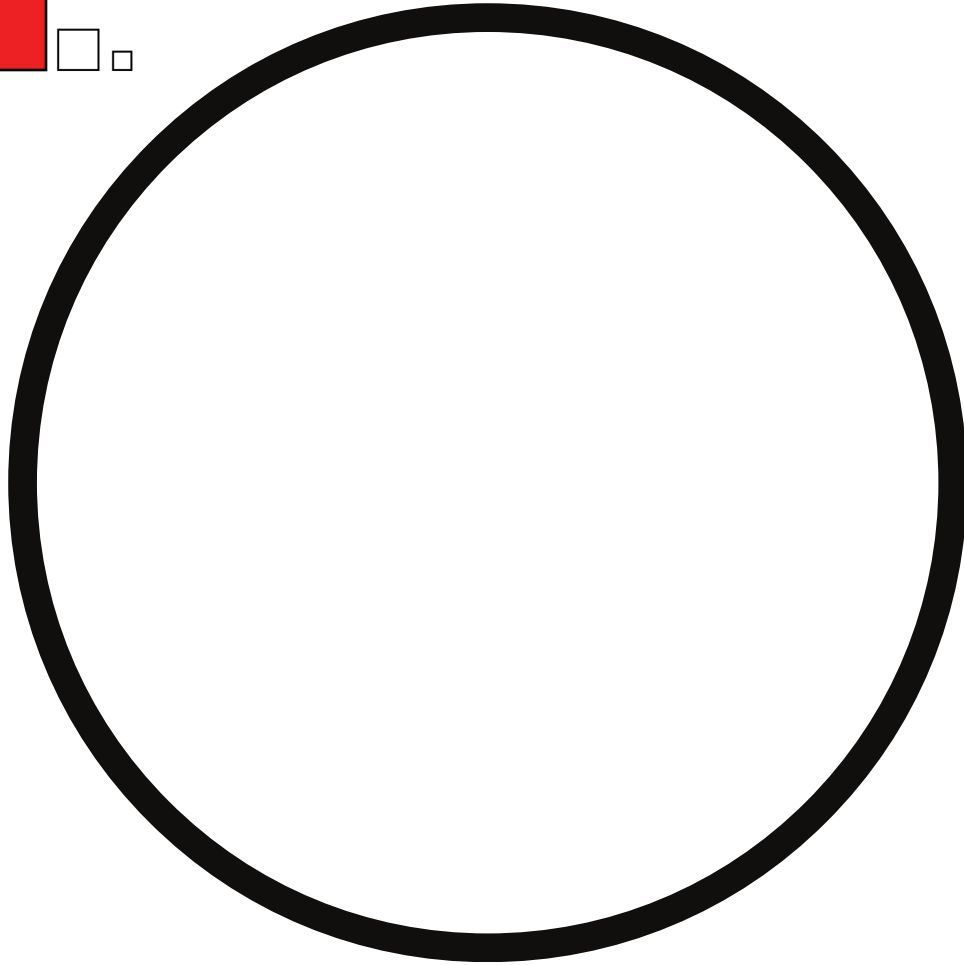
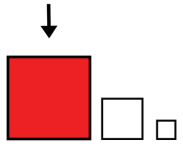
Pegamos gomets alrededor del CÍRCULO

@derechoavolar


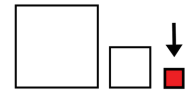

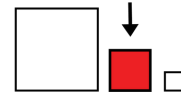

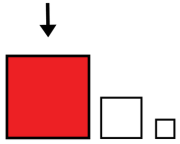
# CIRCULO



*Pongo gomets en el círculo grande y pico el pequeño*




*Pega círculos según su tamaño.*





*Pega círculos según su tamaño.*

# CUADRADO




*Pon tus huellas alrededor del cuadrado.*

# CUADRADO




*Pongo gomets en el círculo grande y pico el pequeño*








*Pega gomets de color rojo en la mariquita.*



*Ponemos lana a la oveja Nina.*



VACA



Repaso las letras A



ELEFANTE

E






Repaso las letras E

ISLA






Repaso las letras I

OSO




Repaso las letras O

UVAS




Repaso las letras U









Estampa tus huellas para crear un marco siguiendo la serie.





*Decora el vestido de Peppa con trocitos de papel de color rojo.*



Relaciona los animales con su sombra.

A

I

U

E

O

e











i

o










a

u

*Relaciona las vocales mayúsculas con las minúsculas*




Relaciona las vocales mayúsculas con las minúsculas



Cuenta y relaciona.

# PRIMAVERA




Colorea con ceras blandas el paisaje de primavera.

# VERANO


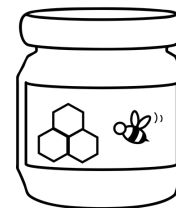







Colorea el paisaje de verano.









*Pega gomets de colores rojo, azul y amarillo.*











Colorea el alimento que nos da cada animal.








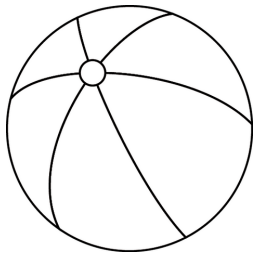
Colorea los animales y sus crías.



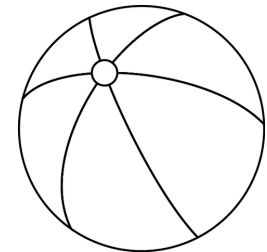





Realiza los trazos horizontales.



Realiza los trazos verticales.

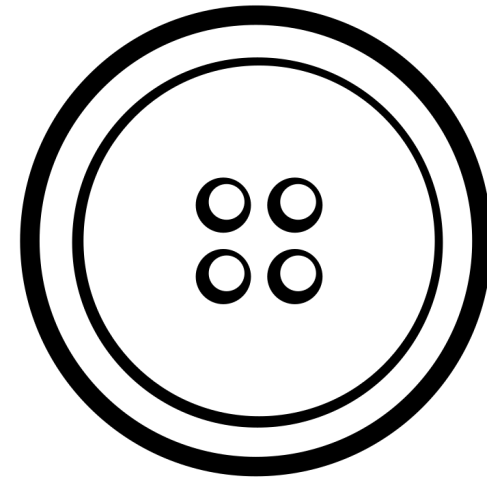
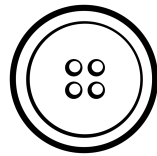
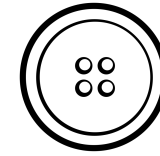
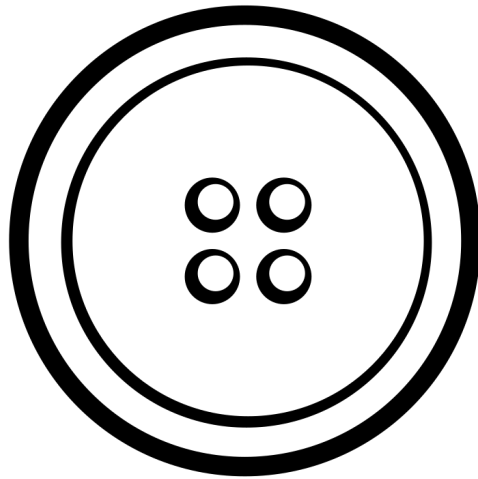


Realiza los trazos horizontales.



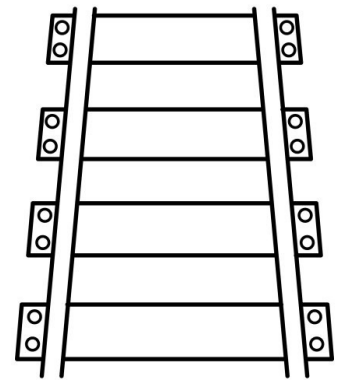




Realiza los trazos verticales.

@derechoavolar



*Pinta los botones grandes de rojo y los pequeños de amarillo.*

*@derechoavolar*



Relaciona los transportes.

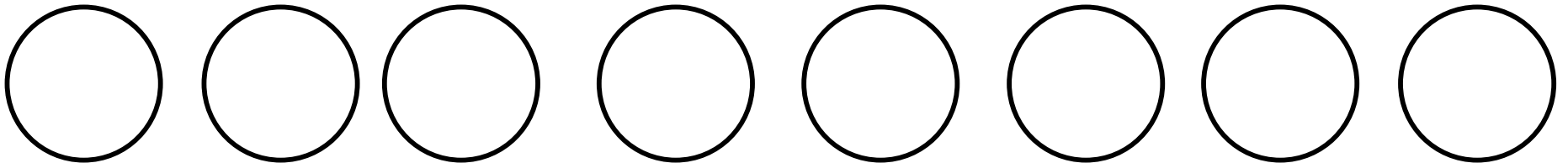
@derechoavolar



Pega las letras para formar tu nombre.



↓  
(tapones)



@derechoavolar

**1**

pa

**3**

si

**2**

lo

**4**

na

**6**

no

**5**

me

---

---

---

---

---

---

---

---

---

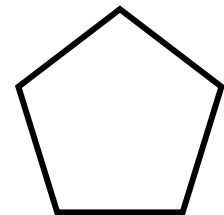

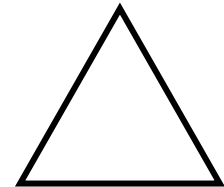
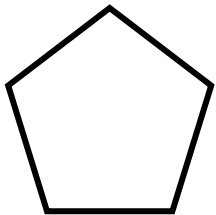

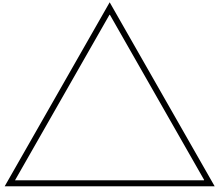
---

---

---

Tira el dado dos veces para formar las palabras mágicas.


Nombre: \_\_\_\_\_



Relaciona los elementos.

@derechoavolar

Nombre: \_\_\_\_\_





Relaciona los elementos. (Parejas lógicas)

@derechoavolar

Nombre: \_\_\_\_\_


*Relaciona las parejas lógicas.*

Nombre: \_\_\_\_\_



*Relaciona las parejas lógicas.*

@derechoavolar

Nombre: \_\_\_\_\_

	4	
--	---	--

4		6
---	--	---

	5	
--	---	--

0		2
---	--	---

	8	
--	---	--


3		5
---	--	---

Completa con los amigos (vecinos) de los números.

@derechoavolar

@derechoavolar


Nombre: \_\_\_\_\_



Despliega los papeles y descubre los números. Asocialos y pégalos encima.




Nombre: \_\_\_\_\_



CARNAVAL

Nombre: \_\_\_\_\_

Pra, pre pri,  
primavera primavera,  
pra pre pri la  
primavera ya está aquí,  
pra pre pri salen las  
flores, cantan las aves,  
pra pre pri, hay  
mariposas en mi  
jardín




PRIMAVERA

@derechoavolar

Nombre: \_\_\_\_\_

OTOÑO



Pegamos gomets en la hoja de Otoño

Nombre: \_\_\_\_\_

OTOÑO



Pegamos hojas en el árbol de Otoño


Nombre: \_\_\_\_\_

# INVIERNO



Estampamos las gotitas de lluvia de color azul. @derechoavolar

Nombre: \_\_\_\_\_



Recorta y pega las partes de la cara.

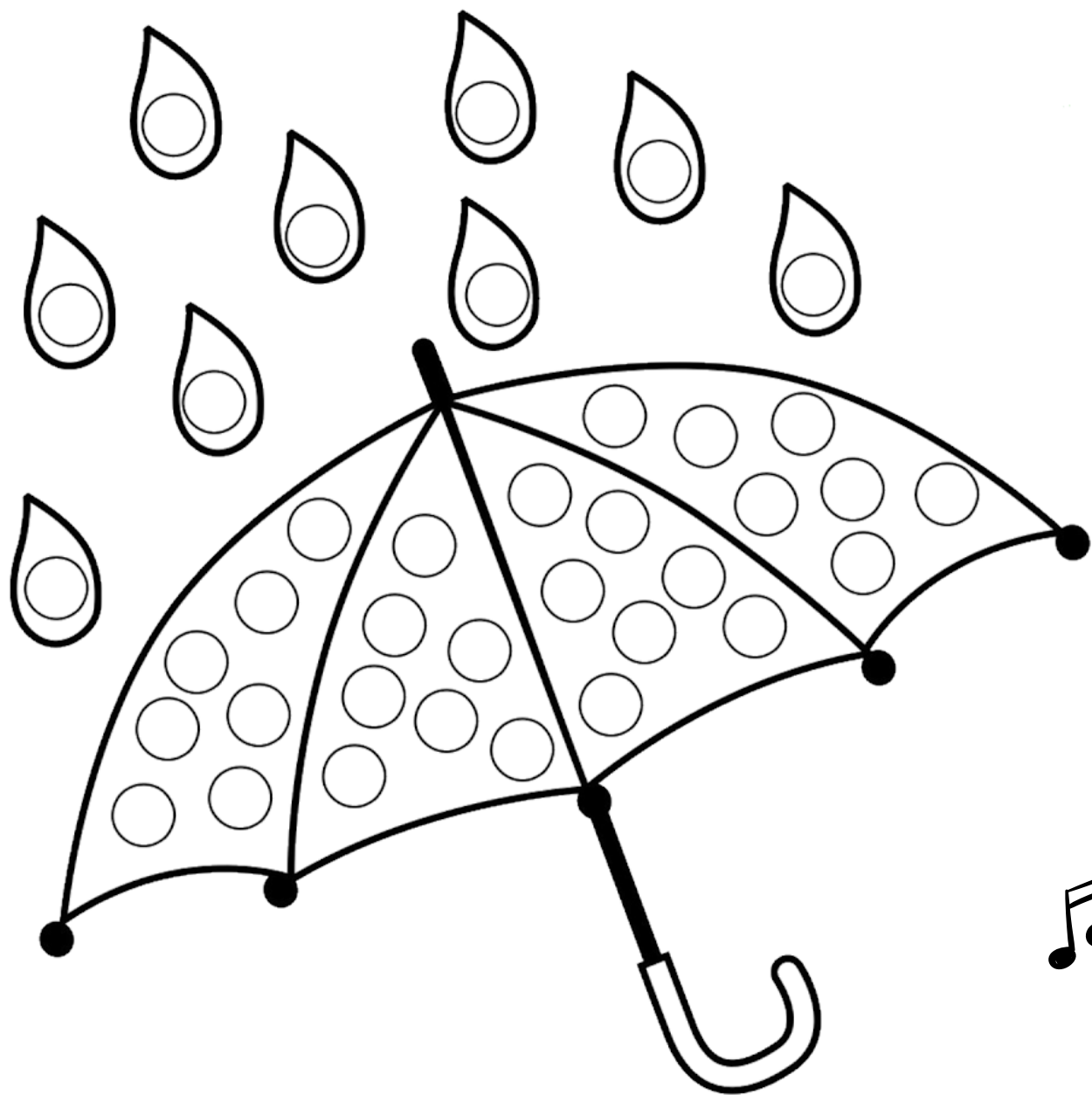
Nombre: \_\_\_\_\_



Recortar.

Recorta y pega las partes de la cara.







Escucha la canción y decora el paraguas.



@derechoavolar



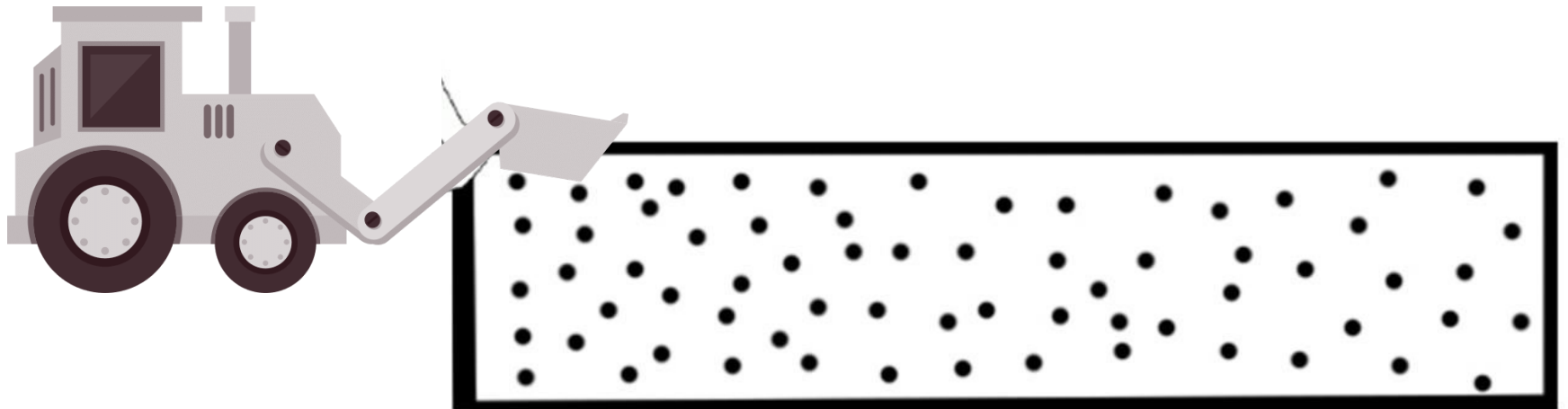
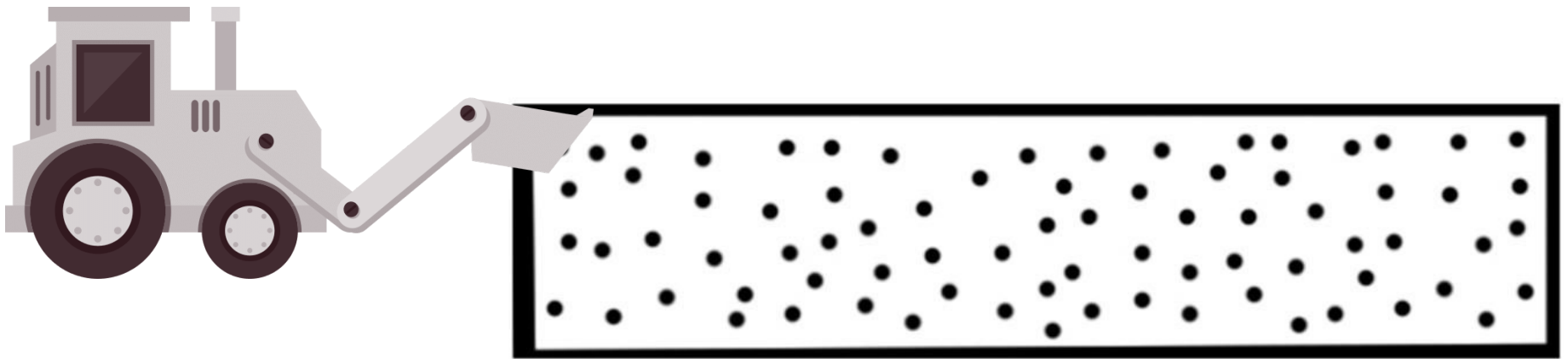




*Pica dentro de los círculos.*


Nombre: \_\_\_\_\_

Asfaltamos la carretera (pica con el punzón).




Nombre: \_\_\_\_\_

Pega las pegatinas para que arranque el tren.




**CHU-CHU**

@derechoavolar



Nombre: \_\_\_\_\_

Recorta, pega y colorea.



@derechoavolar

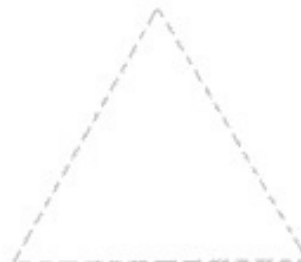
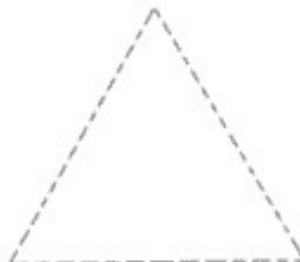

Nombre: \_\_\_\_\_

Recorta, pega y colorea.







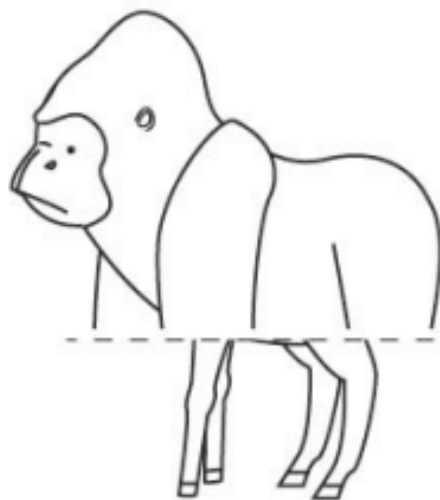

Nombre: \_\_\_\_\_

Continúa la serie usando pegatinas del mismo color.






Nombre: \_\_\_\_\_

Recorta, une las piezas y colorea.



Nombre: \_\_\_\_\_

Recorta, une las piezas y colorea.









@derechoavolar



Nombre: \_\_\_\_\_


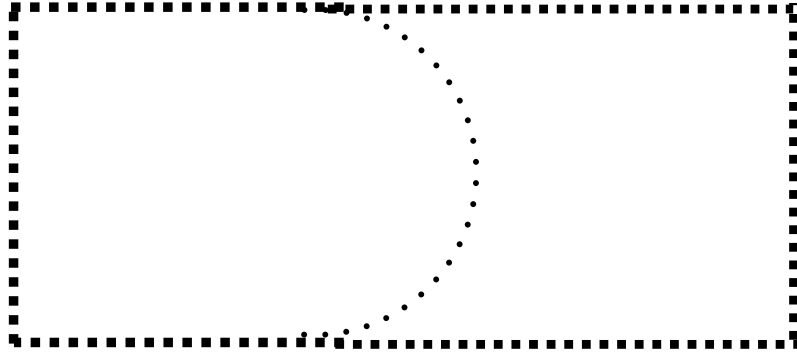
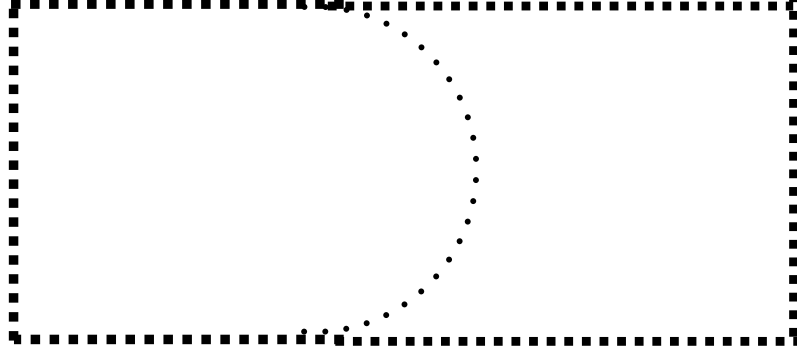
@derechoavolar

# GRANDE-PEQUEÑO






Nombre: \_\_\_\_\_

# GRANDE-PEQUEÑO




Nombre: \_\_\_\_\_

# CUENTO, RECORTO Y PEGO



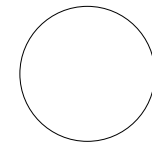
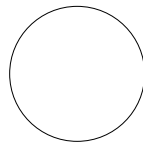
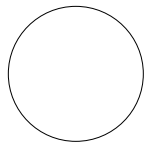
Nombre: \_\_\_\_\_

# CUENTO, RECORTO Y PEGO



Nombre: \_\_\_\_\_


¿Cuántos dedos hay?



1-2-3-4-5

Nombre: \_\_\_\_\_

*Asociamos las partes del cuerpo.*



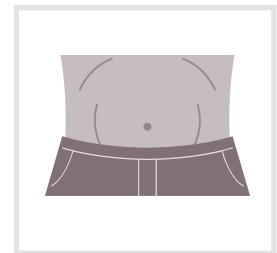





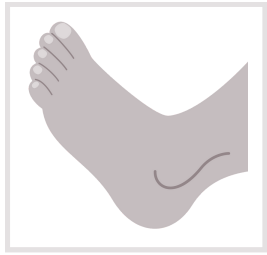
Nombre: \_\_\_\_\_

Asociamos las partes del cuerpo.



Nombre: \_\_\_\_\_

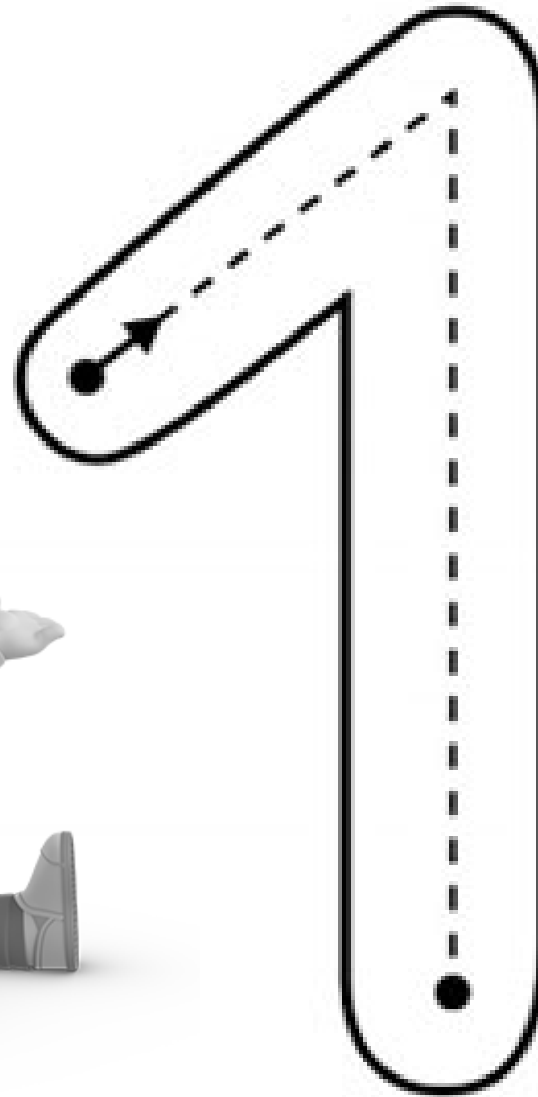
Relaciona:





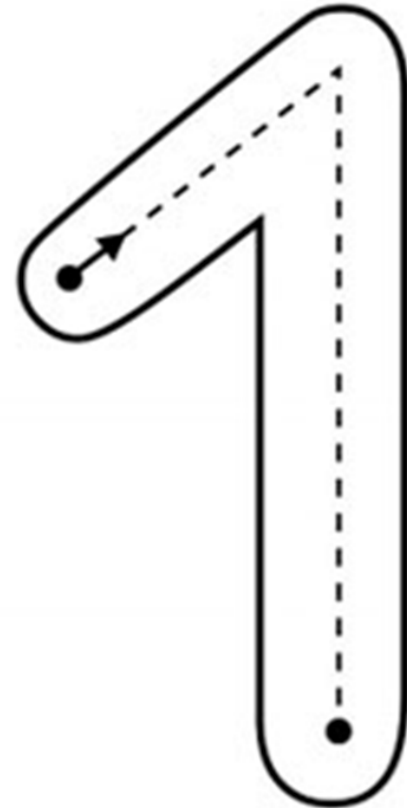
Nombre: \_\_\_\_\_

DECORA EL 1




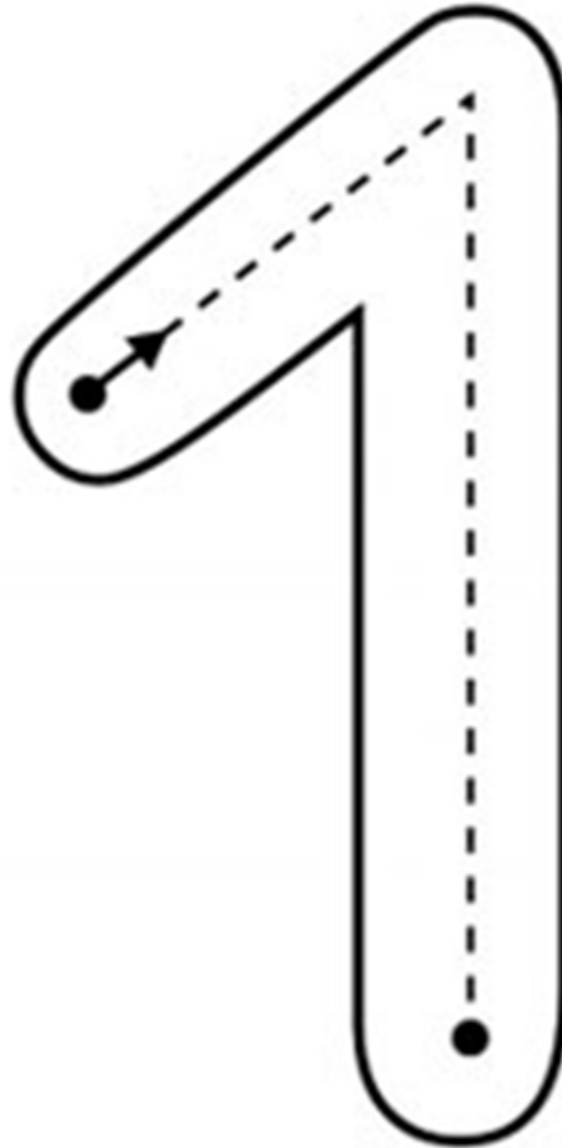
Nombre: \_\_\_\_\_

¿DÓNDE ESTÁ EL 1? Pega gomets




Nombre: \_\_\_\_\_

COLITAS TIENE .... 1 FRESA



Nombre: \_\_\_\_\_

AYUDA A PELUSÍN A ENCONTRAR EL CÍRCULO







@derechoavolar

Nombre: \_\_\_\_\_


# ¿JUGAMOS CON CUQUÍN?

*Pinta el círculo*




@derechoavolar

Nombre: \_\_\_\_\_



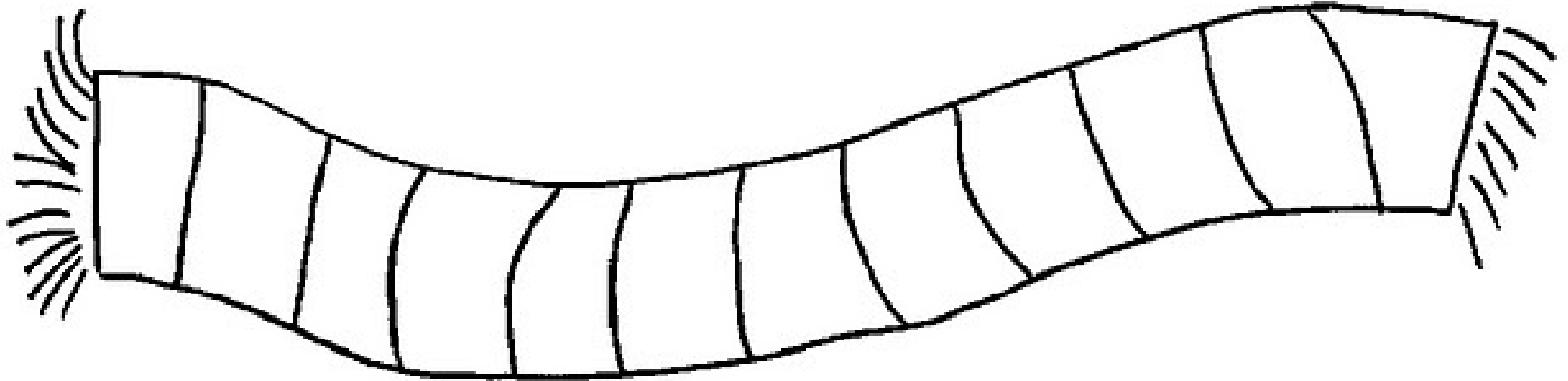
INVIERNO

Nombre: \_\_\_\_\_



INVIERNO

Nombre: \_\_\_\_\_



"Con la nariz colorada y bufanda de colores, me paseo por la calle, dando dando tiritones..."



INVIERNO

@derechoavolar




Nombre: \_\_\_\_\_

Recorta, pega y colorea.



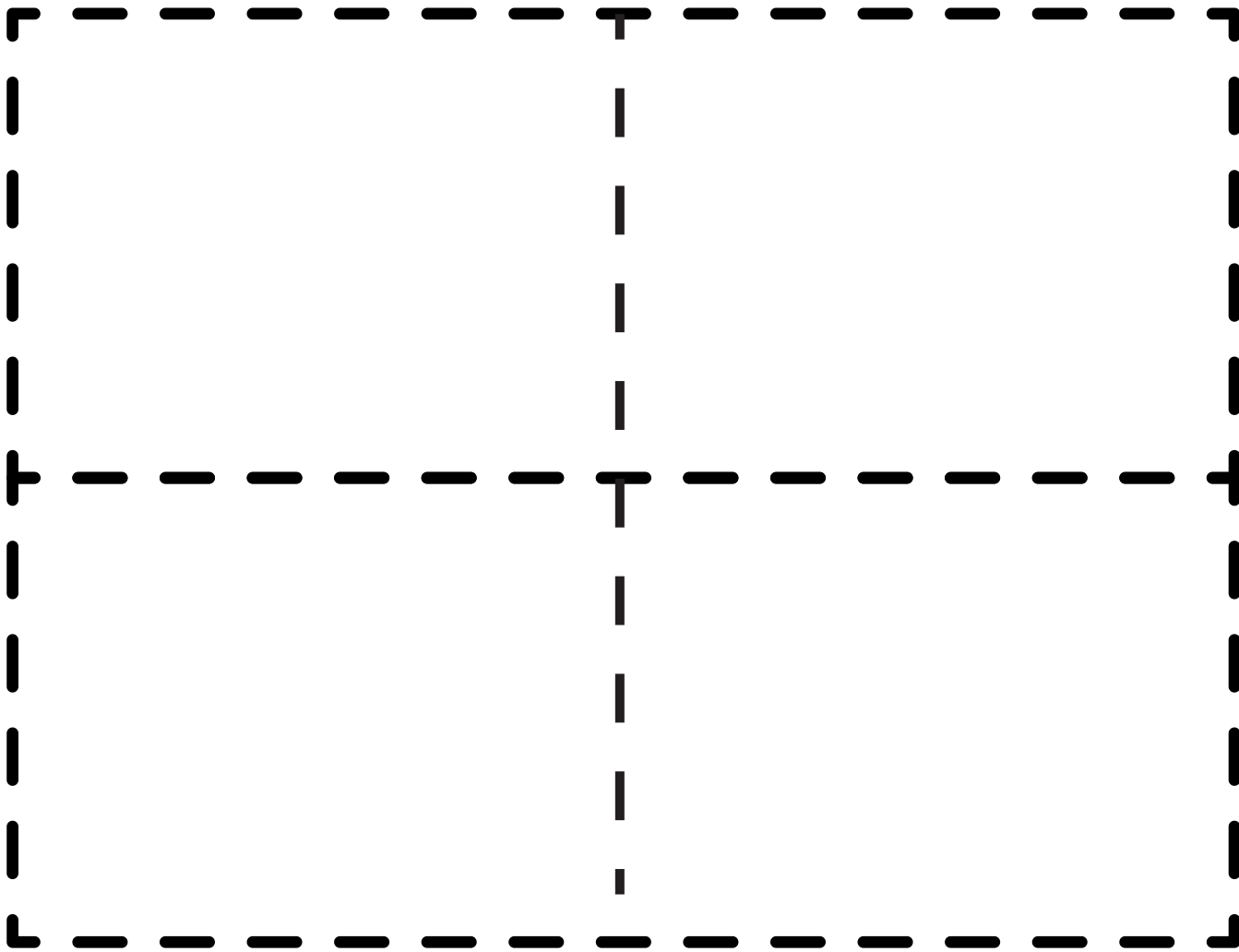
Nombre: \_\_\_\_\_

Recorta, pega y colorea.




Nombre: \_\_\_\_\_

*Recorta, pega y colorea.*





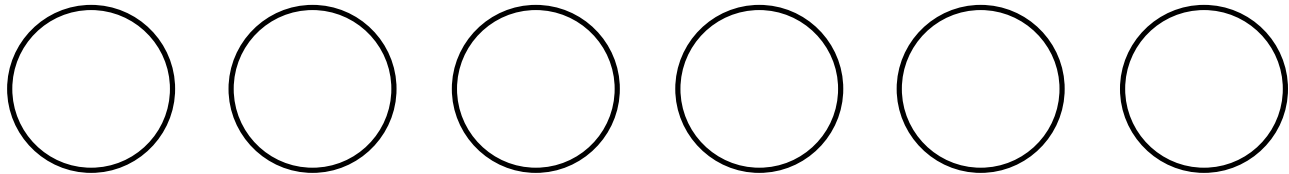
Nombre: \_\_\_\_\_

*Recorta, pega y colorea.*

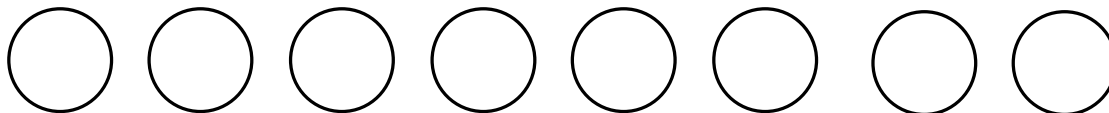
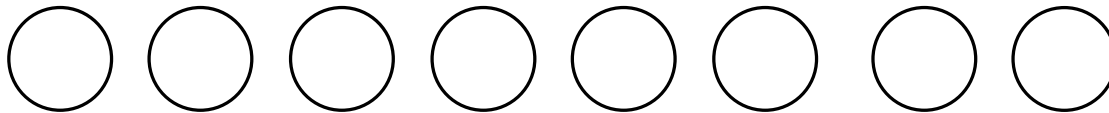
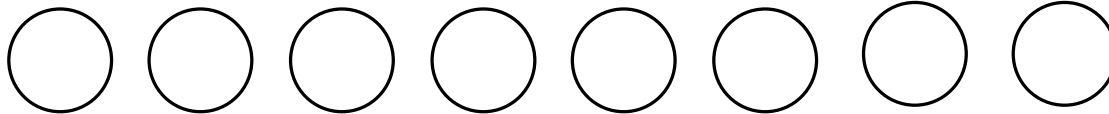
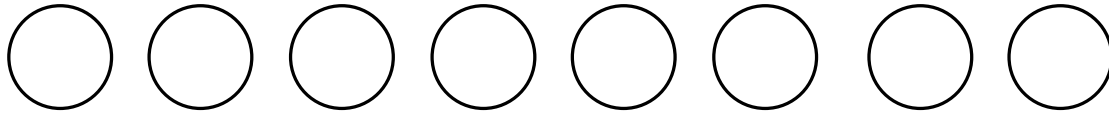
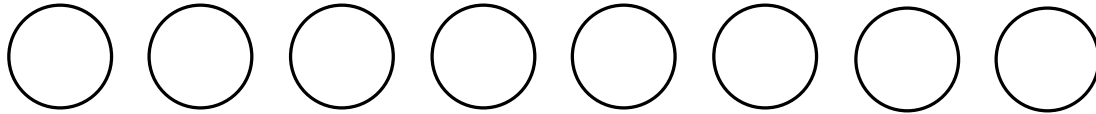


Nombre: \_\_\_\_\_

Estampamos según el número de copos:





Nombre: \_\_\_\_\_



*Estampamos según el número de copias.*

Nombre: \_\_\_\_\_





---

---

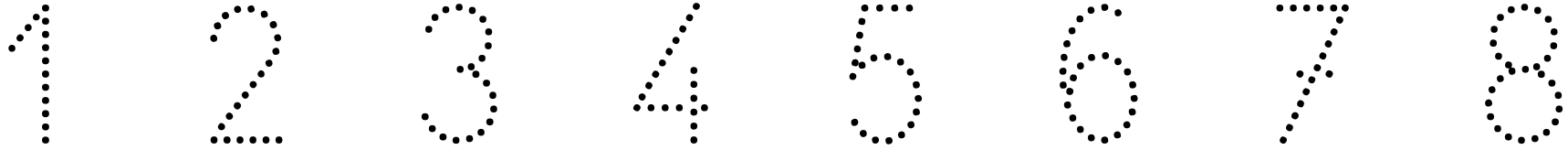
---

---

¿Cuántos hay?



Nombre: \_\_\_\_\_



---

---

---

---

¿Cuántos hay?

