



CUADERNO DE FICHAS

TODOS LOS CONTENIDOS
QUE SE TRABAJAN
DURANTE EL CURSO



@trocitos_de_mi



@orientacionandujar

¿QUÉ FICHAS PODREMOS ENCONTRAR?:

↳ COLORES

↳ HIGIENE PERSONAL Y DENTAL

↳ PARTES DE LA CARA

↳ EMOCIONES Y PENSAMIENTOS

↳ ALIMENTOS

↳ ROPA

↳ PLANTAS

↳ ANIMALES

↳ CIUDAD

↳ TRANSPORTES

↳ JUGUETES

↳ CIRCO

↳ ESTACIONES

Otoño

Invierno

Primavera

Verano

↳ FESTIVIDADES

Acción de gracias

Navidad

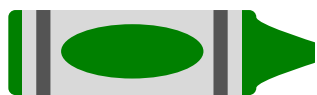




Día de la paz

San Patrick

Cumpleaños




COLORES

Une cada cera con la imagen.





¡CONOZCO LOS COLORES!

Relaciona el objeto con su color




¡CONOZCO LOS COLORES!


Relaciona el objeto con su color




@orientacionandujar




ROJO



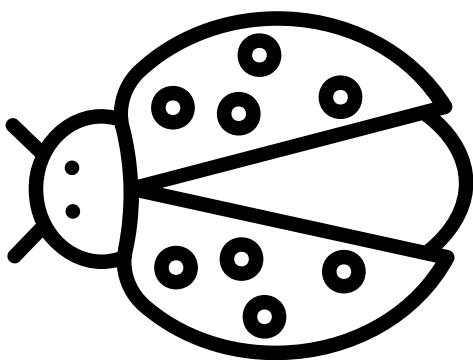
manzana




cerezas



fresa




mariquita

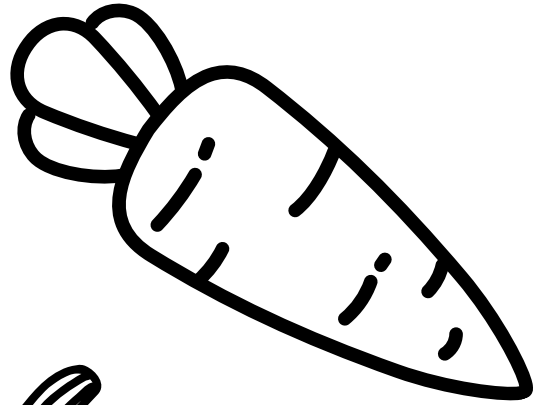


cangrejo

NARANJA




naranja



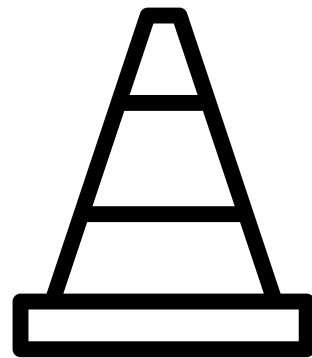
zanahoria



calabaza




tigre




cono tráfico


AMARILLO




plátano




maíz



sol




abeja




pato


VERDE




Brocoli




lechuga



árbol




rana




gusano


AZUL




mariposa



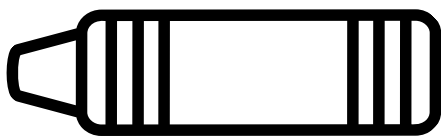
gorra



pájaro




ballena



cera


VIOLETA




uvas




lavanda



berenjena




pulpo




ciruela


ROSA




flamenco



rosa

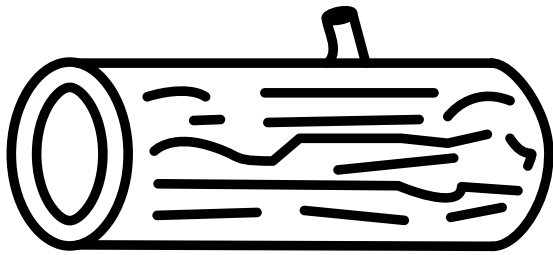


cerdo




donut


MARRÓN




madera



rosquilla



oso




ciervo




nido

NEGRO




murciélago




araña



zapatos












gato












rueda


MEMORY

RED		BROWN	
PURPLE		YELLOW	
GREEN		PINK	
BLUE		ORANGE	
BLACK		WHITE	


MEMORY

RED		BROWN	
PURPLE		YELLOW	
GREEN		PINK	
BLUE		ORANGE	
BLACK		WHITE	


COLOR THE SHAPES



rojo



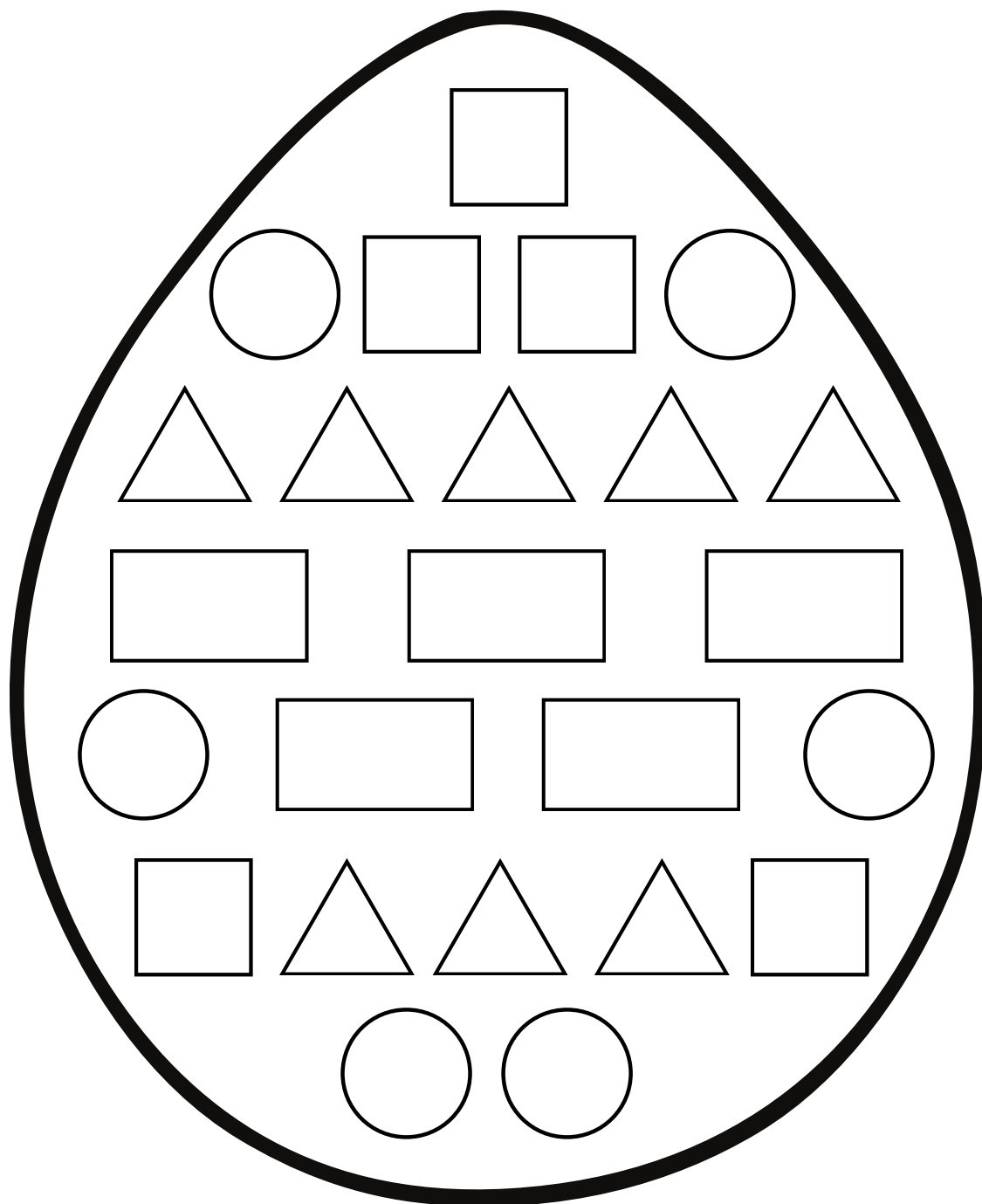
azul



verde



amarillo



HIGIENE PERSONAL

Identifica cada imagen y escribe su nombre.



.....



.....



.....



.....

champú	peine	jabón	toalla
--------	-------	-------	--------

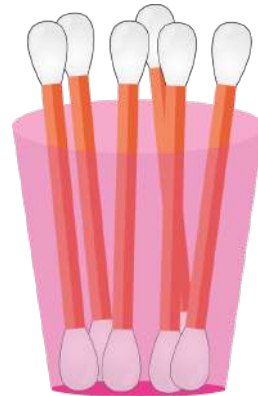
HIGIENE PERSONAL

Identifica cada imagen y escribe su nombre.










acondicionador	espejo	bastoncillos de algodón	toallita
----------------	--------	-------------------------	----------

HIGIENE PERSONAL

Identifica cada imagen y escribe su nombre.










cepillo de dientes	pasta de dientes	secador	albornoz
-----------------------	---------------------	---------	----------


HIGIENE PERSONAL

Identifica cada imagen y escribe su nombre.















tijeras	hilo dental	rollo de papel	esponja
---------	-------------	----------------	---------

¡CONTAMOS!



Encuentra y cuenta los siguientes objetos.

<input type="text"/>		<input type="text"/>		<input type="text"/>	
<input type="text"/>		<input type="text"/>		<input type="text"/>	

ACTIVIDADES


Encuentra los elementos y ponlos en la gráfica, después, responde a las preguntas.



10				
9				
8				
7				
6				
5				
4				
3				
2				
1				



¡Cuántos hay!




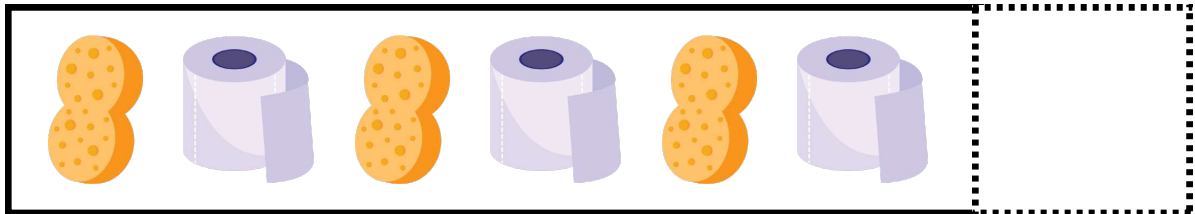



¿Qué objeto has encontrado más? _____

¿Qué objeto has encontrado menos? _____

COMPLETA LA SERIE

Mira los dibujos. Recorta las imágenes en la parte inferior. Pega la imagen que viene a continuación en cada patrón.



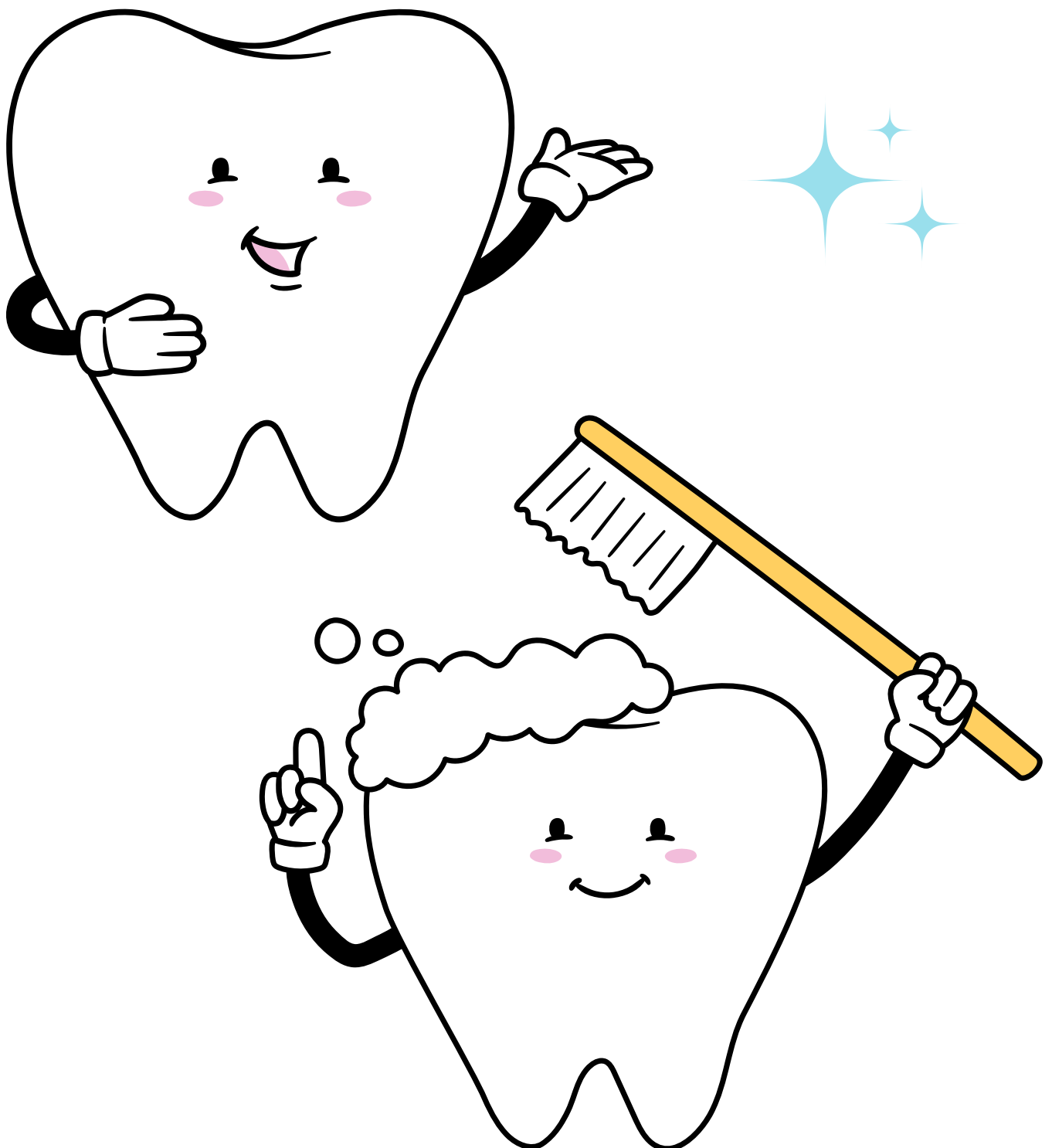
CUIDAMOS LOS DIENTES

Rodea las cosas que te ayudan a tener dientes sanos.




HIGIENE DENTAL

Colorea las imágenes con tu propia paleta.

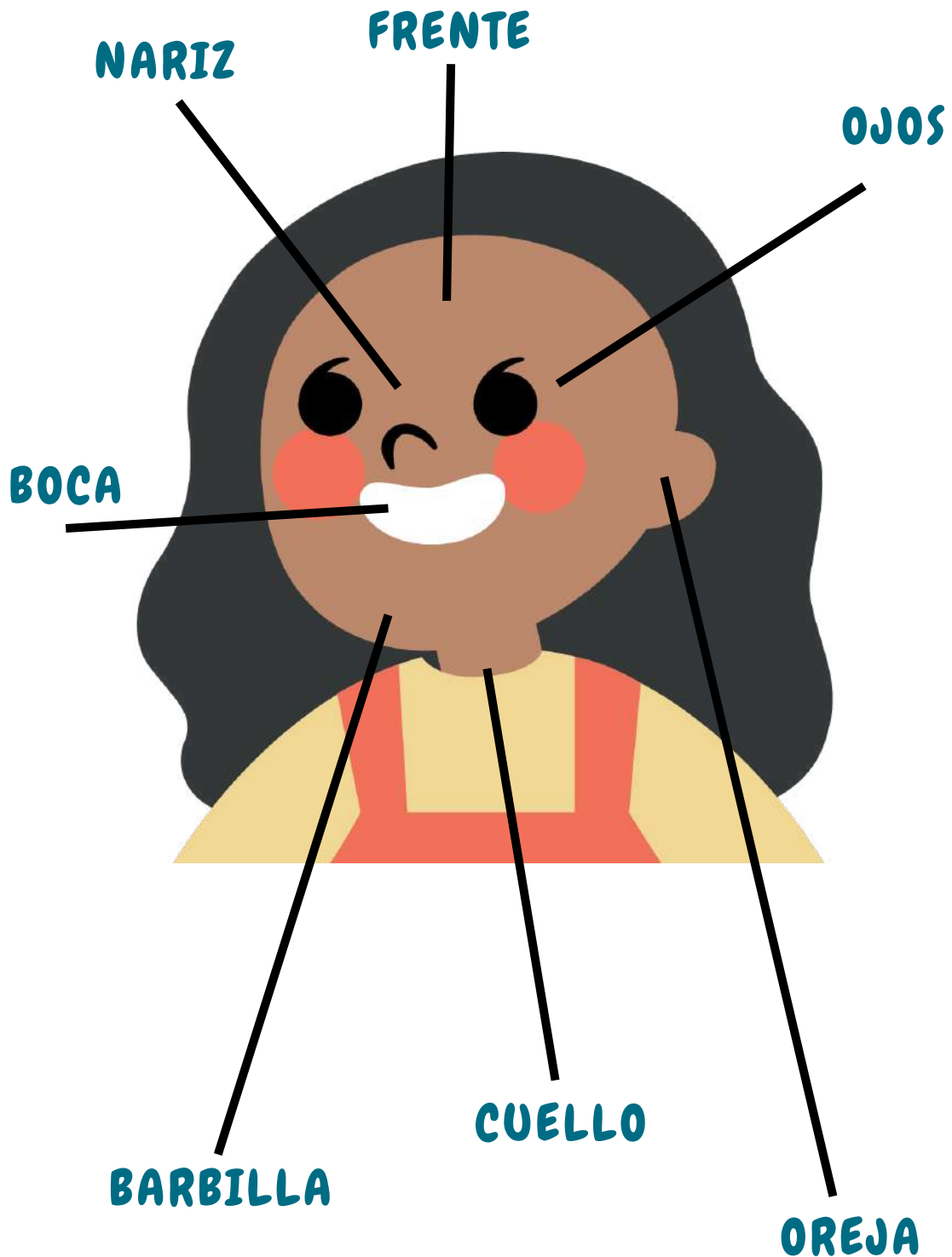


HIGIENE DENTAL

Colorea las imágenes con tu propia paleta.



¡PARTES DE LA CARA!



RELACIONA

Lee y relaciona las partes del cuerpo.

OJO

FRENTE

OREJA



CUELLO


BOCA

NARIZ

BARBILLA


MIS PENSAMIENTOS

Escribe o dibuja cualquier pensamiento que tengas en este momento.



MIS PREOCUPACIONES

¿Qué te preocupa? Escríbelo.



ALEGRÍA

Escribe cinco cosas que te hagan sentir feliz.

Describe tu lugar feliz. ¿Qué ves, oyes, sientes y hueles en tu lugar feliz?



ME ENFRENTO A LA IRA

Escribe cinco cosas que te hagan sentir enfadado/a.

¿Qué debes hacer para sentirte mejor?




REFLEXIÓN DIARIA

Día: _____


Cosas por las que quieres dar las gracias hoy.

¿Has tenido algún problema? ¿Cómo lo has solucionado?


Colorea tu estado de ánimo actual:




feliz




confundido




triste



asustado
















cansado



enfadado


¿QUÉ ALIMENTOS SON BUENOS PARA LOS DIENTES?



ELABORO MI PLAN DE ALIMENTACIÓN

Dibuja de 1 a 4 elementos de cada grupo de alimentos


<p><i>Frutas y verduras</i></p>	<p><i>Grasas</i></p>
<p><i>Proteínas</i></p>	<p><i>Hidratos</i></p>




SALUDABLE O NO

SALUDABLE


Identifica cada alimento y marca la opción correcta.




- Saludable
- No saludable




- Saludable
- No saludable




- Saludable
- No saludable




- Saludable
- No saludable




- Saludable
- No saludable



- Saludable
- No saludable




- Saludable
- No saludable




- Saludable
- No saludable




- Saludable
- No saludable




- Saludable
- No saludable




- Saludable
- No saludable



- Saludable
- No saludable




- Saludable
- No saludable



- Saludable
- No saludable

FRUTAS Y VERDURAS


Mira los dibujos. Escribe las palabras bajo la categoría correcta.



FRUTAS	VERDURAS

EN MI PLATO


Dibuja y escribe tu plato favorito.




- _____
- _____
- _____


LISTA DE LA COMPRA

Escribe los alimentos que necesitamos para hacer la lista de la compra.

















COLOR THE FRUITS




orange




grapes



bananas





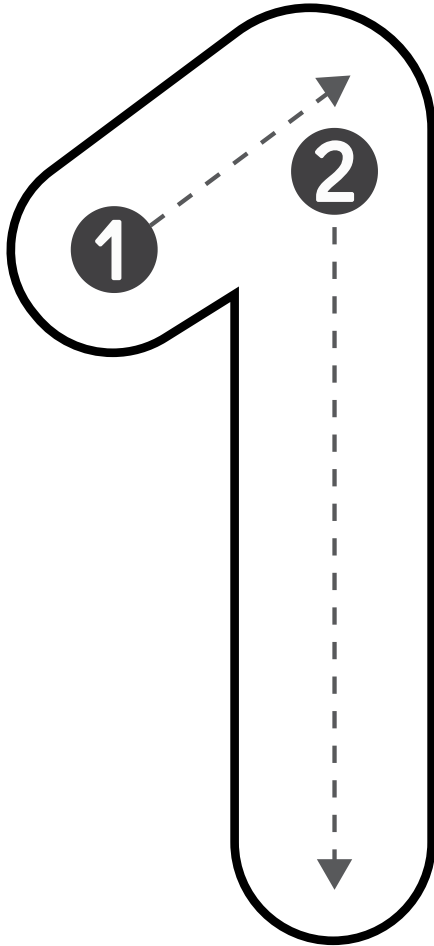
apple









strawberry



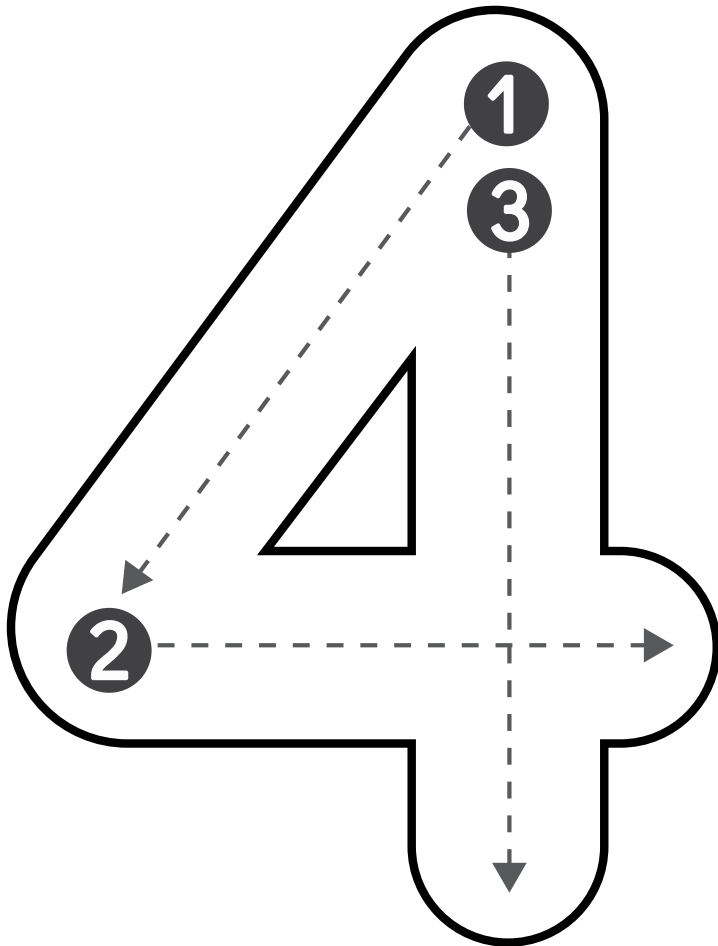


watermelon















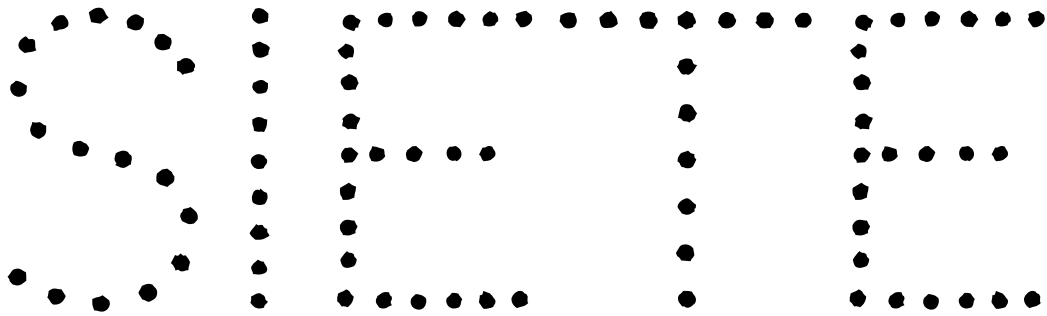









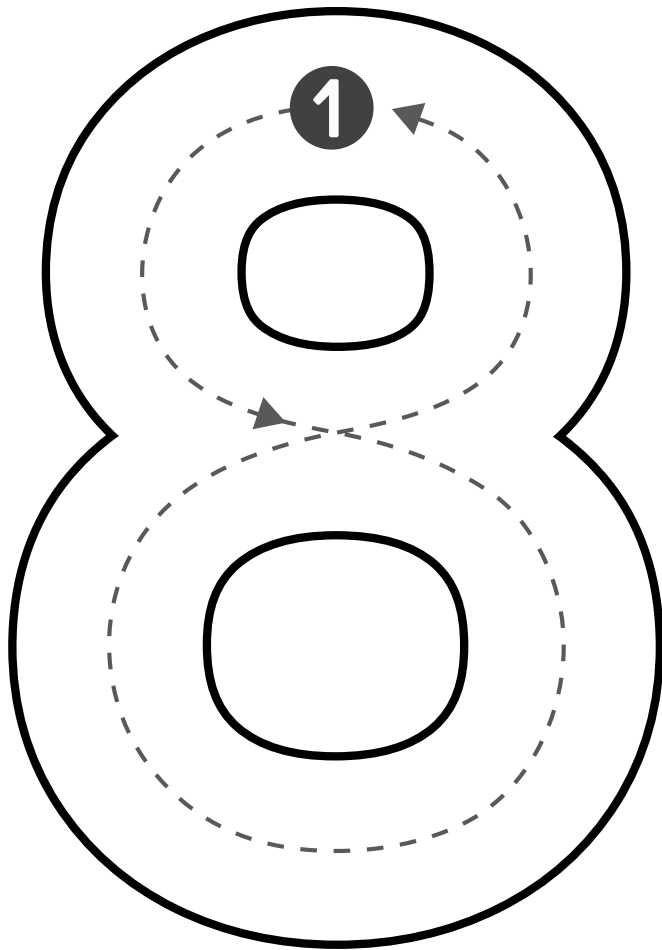






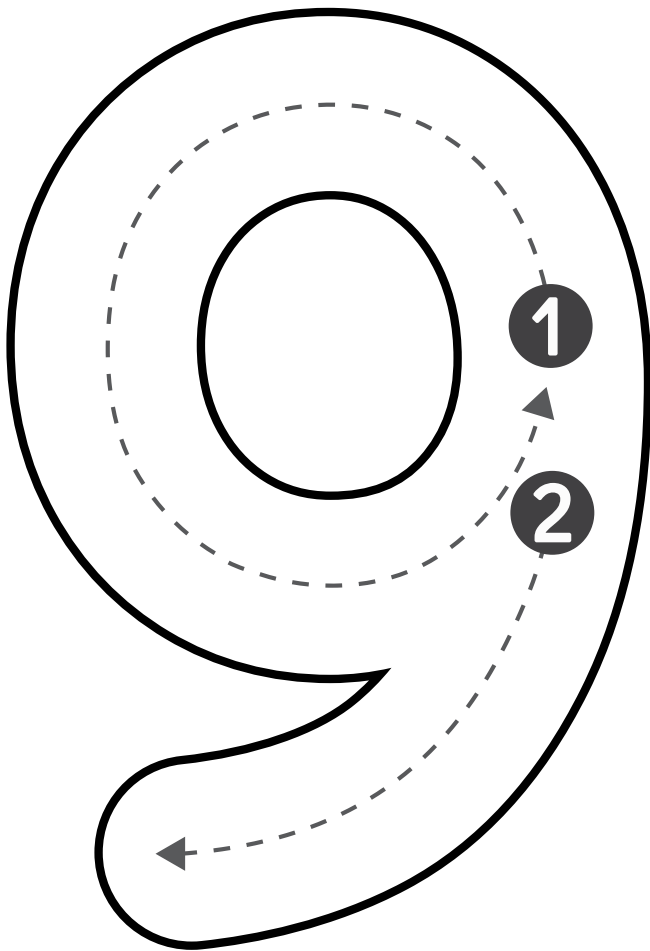
CUARTRO


















VOCABULARIO: ROPA

Identifica las siguientes imágenes. Utilice las palabras que aparecen abajo para nombrar cada imagen.










camiseta	gorra	pantalones cortos	vestido
----------	-------	-------------------	---------

VOCABULARIO: ROPA

Identifica las siguientes imágenes. Utilice las palabras que aparecen abajo para nombrar cada imagen.









zapatos

cinturón

pantalones

sudadera

VOCABULARIO: ROPA

Identifica las siguientes imágenes. Utilice las palabras que aparecen abajo para nombrar cada imagen.









calcetines

gorro


sombrero

manoplas

VOCABULARIO: ROPA

Identifica las siguientes imágenes. Utilice las palabras que aparecen abajo para nombrar cada imagen.









guantes

bufanda

chubasquero

mono

SOPA DE LETRAS


Busca la ropa en la sopa de letras.

V	S	U	D	A	D	E	R	A	H	V	C
E	P	K	C	A	M	I	S	E	T	A	H
S	I	D	N	V	T	R	A	J	E	L	Á
T	J	Y	J	E	R	S	E	Y	S	B	N
I	A	S	U	J	E	T	A	D	O	R	D
D	M	W	A	B	R	I	G	O	U	R	A
O	A	V	A	Q	U	E	R	O	S	G	L
C	A	L	Z	O	N	C	I	L	L	O	S



PARTES DE LA PLANTA

Escribe los nombres de las partes de la planta en las líneas que corresponda:



Raíz

Hoja

Fruto


Tallo

Flores

DIBUJA TU PLANTA

Dibuja una planta en el tiesto.

¡Asegúrate de que tenga tallo, hojas y flores!



¡PLANTAMOS UNA SEMILLA!

Hoy he plantado una semilla de

Va a crecer hasta hacerse una gran planta.

Mi planta es así hoy:



¿QUÉ NECESITA PARA CRECER?


Mi planta va a necesitar:

-----,

-----,

----- y -----

para poder crecer.



¿CÓMO ESTÁ MI PLANTA?

Mi planta ya está creciendo!



Ya mide ----- centímetros.

Mi planta hoy es así:



CRECIMIENTO DE UNA PLANTA

Numera y ordena la secuencia del crecimiento de una planta.



DIBUJA Y COLOREA

¿Qué necesitan las plantas para crecer?

Tierra

Agua

Sol

Aire



VOCABULARIO


Mira cada imagen de animal y elige la opción correcta.



Cebra

Panda


Jirafa



Oso

Elefante

Camello



León

Elefante

Mono



Oso

Tigre

Koala



Camello

Zorro


Elefante



Jirafa

León

Tigre



Cebra

Rinoceronte

Tigre



Koala

León

Panda



Koala

Camello

Oso



Cebra

Tigre

Zorro

ANIMALES SALVAJES

Mira las imágenes y escribe los nombres de los animales salvajes.

León

Tigre

Cebra

Jirafa

Gorila

Pingüino

Elefante






Cocodrilo

Oso panda






Serpiente

Perezoso

Rinoceronte



MADRES E HIJOS/AS



CONTAMOS ANIMALES



Encuentra y cuenta los siguientes animales.



CONTAMOS ANIMALES




Encuentra y cuenta los siguientes animales.









COMPLETA LA SERIE

Mira los dibujos. Recorta las imágenes en la parte inferior. Pega la imagen que viene a continuación en cada patrón.








COMPLETA LA SERIE

Mira los dibujos. Recorta las imágenes en la parte inferior. Pega la imagen que viene a continuación en cada patrón.





RELACIONAR SOMBRAS

Dibuja una línea entre cada animal y su sombra.



¡LEE Y RELACIONA!



ANA



OSCAR



SARA



MARIO

ANA SALE A PASEAR CON SU PERRO POR LA TARDE.

OSCAR TINE UN PEZ DE COLOR NARANJA.




AL GATO DE SARA LE GUSTA TUMBARSE AL SOL.

EL CONEJO DE MARIO TIENE LAS OREJAS LARGAS.

SOPA DE LETRAS




Busca las mascotas en la siguiente sopa de letras.

O	E	L	O	P	N	M	F	K	O	P	R	A	A
R	H	Ñ	L	N	A	F	D	O	Y	E	A	Z	R
A	P	E	R	A	H	T	Ñ	G	T	R	A	M	A
J	A	D	K	L	G	N	O	Z	A	R	I	O	Ñ
A	O	P	T	N	P	A	B	R	Ñ	O	V	L	A
P	E	R	O	M	N	L	R	A	T	Ñ	E	F	G
A	D	T	Z	A	R	O	N	T	S	U	N	N	H
F	A	G	T	A	E	J	N	B	O	M	G	C	O
G	B	O	R	U	Q	E	A	R	P	A	T	A	P
U	I	L	S	E	R	P	I	E	N	T	E	D	Ñ
J	W	A	D	F	P	I	L	O	C	R	A	N	A



RESPUESTAS:

O	E	L	O	P	N	M	F	K	O	P	R	A	A
R	H	Ñ	L	N	A	F	D	O	Y	E	A	Z	R
A	P	E	R	A	H	T	Ñ	G	T	R	A	M	A
J	A	D	K	L	G	N	O	Z	A	R	I	O	Ñ
A	O	P	T	N	P	A	B	R	Ñ	O	V	L	A
P	E	R	O	M	N	L	R	A	T	Ñ	E	F	G
A	D	T	Z	A	R	O	N	T	S	U	N	N	H
F	A	G	T	A	E	J	N	B	O	M	G	C	O
G	B	O	R	U	Q	E	A	R	P	A	T	A	P
U	I	L	S	E	R	P	I	E	N	T	E	D	Ñ
J	W	A	D	F	P	I	L	O	C	R	A	N	A







CLASIFICAMOS LOS ANIMALES

Clasifica cada animal. Corta y pega en las columnas según el lugar en el que viven.


vive en la tierra

vive en el agua

vive en el aire



COLORÉA-ME



TRÁZA-ME

----- rana -----

COLORÉA-ME



TRÁZA-ME

koala


COLORÉA-ME



TRÁZA-ME

búho


COLORÉA-ME



TRÁZA-ME

gorila


COLORÉA-ME



TRÁZA-ME

jirafa


COLORÉA-ME



TRÁZA-ME

león


COLORÉA-ME



TRÁZA-ME

hipopótamo


COLORÉA-ME



TRÁZA-ME

elefante

COLORÉA-ME




TRÁZA-ME

tortuga

LUGARES DE MI CIUDAD



ESCUELA



PARQUE



ZONA DE JUEGOS



CINE



PISCINA




CAFETERÍA



JUGUETERÍA



SUPERMERCADO



HOSPITAL



ESTACIÓN DE AUTOBUSES



ESTACIÓN DE TREN



CARRETERA

LUGARES DE MI CIUDAD

Mira las imágenes y escribe los nombres de los lugares de la ciudad

Casa

Edificios

Parque

Librería

Iglesia

Restaurante

Tienda



Cine

Escuela

Supermercado

Hotel


Hospital






DONDE PUEDO COMPRAR...?


Café	Un vestido	Manzana	tartas	Lápices
Cereales	Un oso de peluche	Vaqueros	panes	Medicina
Lechuga	Pastel	Bolígrafos	pasta de dientes	A puzzle
Tijeras	Papel	Una pelota	Perfume	Sandwiches
Una camiseta	Plátano	Limonas	Sopa	




Tienda de ropa




Tienda de juguetes




Cafetería



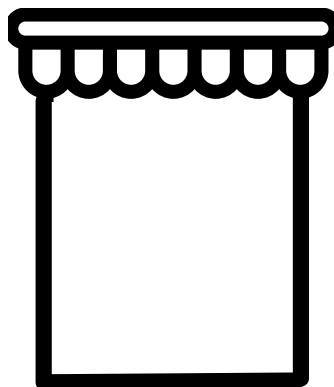
Papelería



Panadería







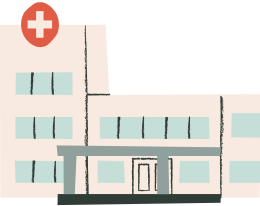





Frutería



Supermercado

LUGARES DE LA CIUDAD

Mira las imágenes y rodea las palabras correctas.


 <p>Restaurante</p> <p>Supermercado</p>	 <p>Edificio</p> <p>Casa</p>
 <p>Hotel</p> <p>Escuela</p>	 <p>Escuela</p> <p>Iglesia</p>
 <p>Cine</p> <p>Hospital</p>	 <p>Escuela</p> <p>Supermercado</p>
 <p>Centro comercial</p> <p>Teatro</p>	 <p>Cine</p> <p>Museo</p>
 <p>Libería</p> <p>Supermercado</p>	 <p>Hotel</p> <p>Casa</p>

TRANSPORTES


Colorea los medios de transporte según el lugar al que van.









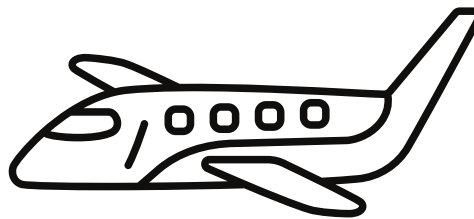


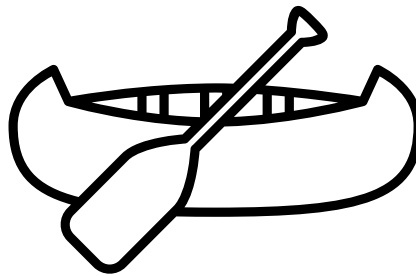
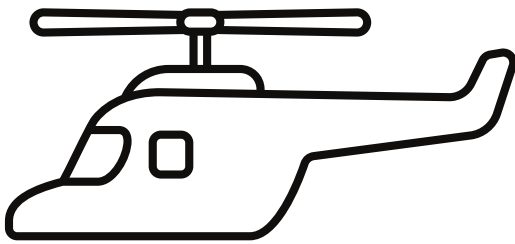
TIERRA



AGUA



AIRE




AGUA, AIRE Y TIERRA

Recorta las imágenes y clasificalas en los cuadros a los que pertenecen.

agua


aire

tierra




TRANSPORTES

Identifica el medio de transporte que es cada imagen y escribe su nombre.




.....



.....



.....



.....


autobús escolar	coche de policia	camioneta	barco
--------------------	---------------------	-----------	-------

TRANSPORTES

Identifica el medio de transporte que es cada imagen y escribe su nombre.




.....



.....



.....



.....


helicoptero	autobús	bicicleta	coche
-------------	---------	-----------	-------

TRANSPORTES

Identifica el medio de transporte que es cada imagen y escribe su nombre.










camión de reparto	camión de bomberos	camión de la basura	globo aerostático
-------------------	--------------------	---------------------	-------------------

TRANSPORTES


Identifica el medio de transporte que es cada imagen y escribe su nombre.



.....



.....



.....



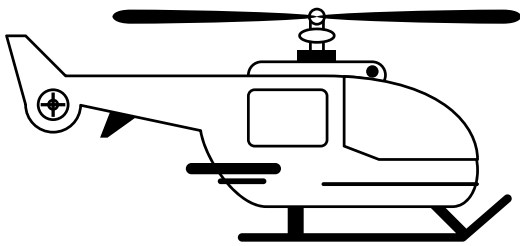





.....

taxi	avión	cochete	barca
------	-------	---------	-------



UNE CON FLECHAS

Une los vehiculos con el lugar por el que se mueven. Luego colorea los vehiculos.



RELACIONAR SOMBRAS

Dibuja una línea entre cada vehículo y su sombra.

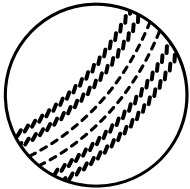


VOGABULARIO: JUGUETES


Practica el vocabulario y escribe cada uno de los juguetes.



MUÑECA



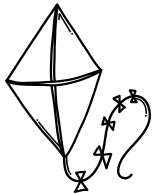
PELOTA



BICICLETA




TREN



COMETA



PELUCHE



ROBOT

"Toys, toys, toys!"

Listen to the song "Toys, toys toys!" Here you can read the lyrics.

Toys, toys, toys for girls and
boys,

Come and play!

Come and play!

Toys, toys, toys for girls and
boys,

Come and play with me!

Red cars, blue bikes,

Come and play!

Come and play!

Come and play with me!

(Chorus)

Brown teddies, green trains,

Come and play!

Come and play!

Yellow balls, purple planes,






Come and play with me!

(Chorus)



MEMORY: JUGUETES

Recorta imágenes y nombres de juguetes y juega para encontrarlos y recordar todos los nombres.



MEMORY: JUGUETES

Recorta imágenes y nombres de juguetes y juega para encontrarlos y recordar todos los nombres.



COHETE

COCHE

CAMIÓN

BLOQUES

TREN

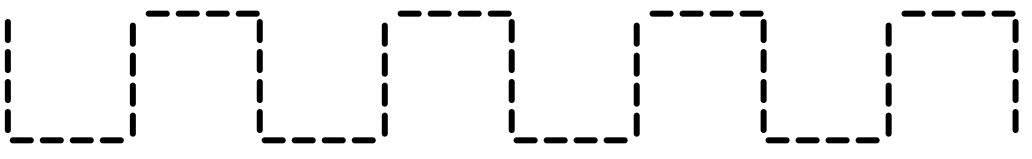

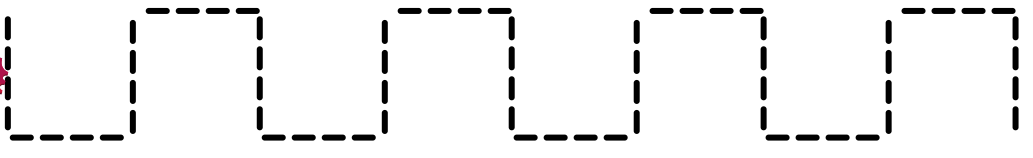
AVIÓN

**CABALLO DE
MADERA**


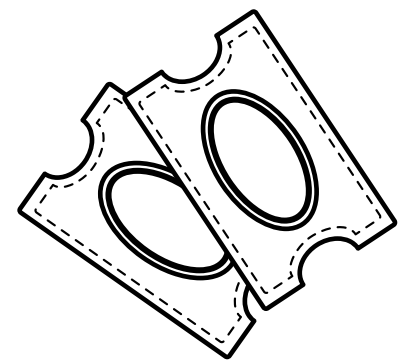
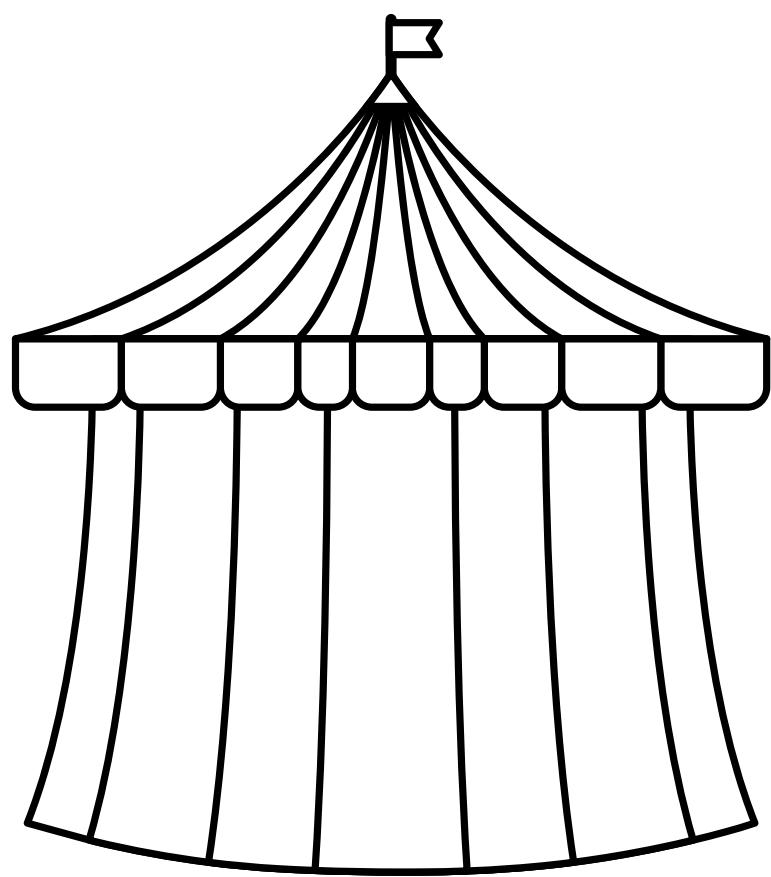
COMETA

BICICLETA


TRAZOS



COLOREA LAS IMÁGENES



COLOREA LAS IMÁGENES



¡EMPIEZA POR C!

Cc

Practica tus C mayúsculas y minúsculas a continuación: colorea las imágenes

C C C C C C C C C C

c c c c c c c c c c


Cc Cc Cc Cc Cc Cc Cc

Frasa estas palabras que comienzan con la letra C:














OTOÑO: ¡A CONTAR!




				

OTOÑO: ¡A CONTAR!




OTOÑO: TERMINA LA IMAGEN


Dibuja las otras mitades y colorea los dibujos. Luego, escribe las palabras.



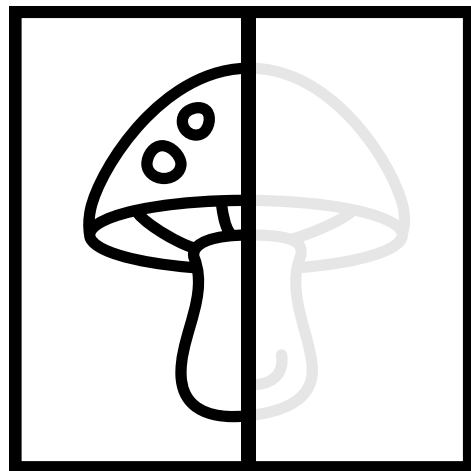
hoja



bellota




calabaza



seta

EL ÁRBOL DE OTOÑO

Dibuja y colorea hojas amarillas, naranjas, marrones y rojas en el árbol.





FOLIA

OTONO



VOCABULARIO DE OTOÑO

calabaza - jersey- sombrero- mermelada
hoja- calcetines- bellota- café- seta



.....

.....

.....



.....

.....

.....






.....

.....

.....


¿CUÁNTOS...?

Cuenta los objetos de invierno y escribe los números (1-10) en el cuadro.

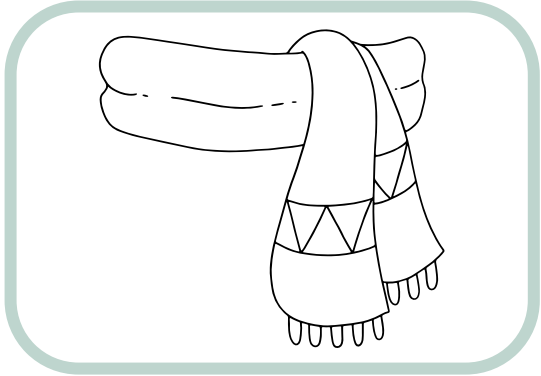



LA ROPA DE INVIERNO

Colorea como más te guste la ropa de invierno.




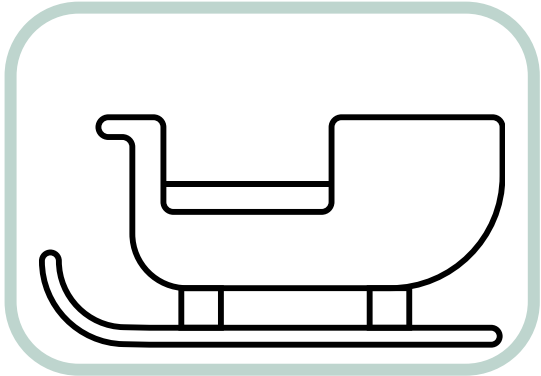
VOGABULARIO DE INVIERNO























LABERINTO DE INVIERNO

*Ayuda al esquimal a llegar
a su iglú.*






PRIMAVERA: ¡A CONTAR!



	<input type="checkbox"/>		<input type="checkbox"/>		<input type="checkbox"/>		<input type="checkbox"/>
	<input type="checkbox"/>		<input type="checkbox"/>		<input type="checkbox"/>		<input type="checkbox"/>



BIENVENIDA PRIMAVERA

Escribe la palabra correcta.




ESTACIÓN DE PRIMAVERA





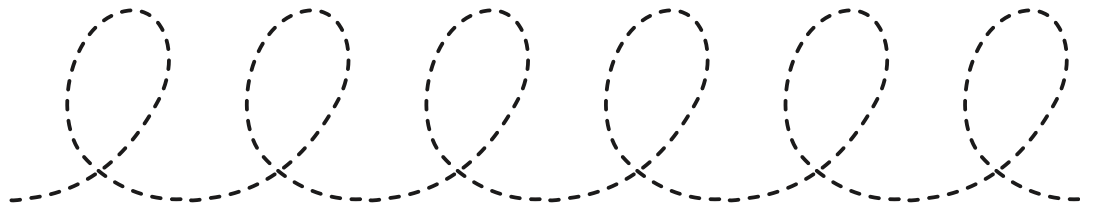

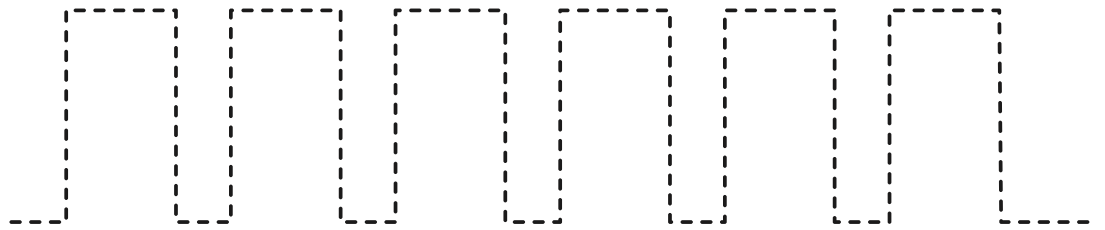


Dibuja y escribe tus actividades de primavera favoritas.




PUZZLE







TRAZA LAS LÍNEAS



VERANO: ¡A CONTAR!




VACACIONES DE VERANO

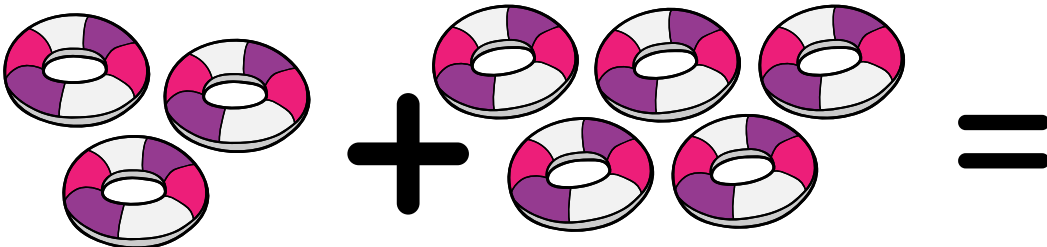



¡Te vas de vacaciones de verano!

¿Qué vas a llevar en tu maleta? Dibújalo






¡A SUMAR!



VERANO





SENTIMIENTOS DEL VERANO



Puedo oír...



Puedo ver...



Puedo oler...




Puedo saborear...



Puedo tocar...







ACCIÓN DE GRACIAS




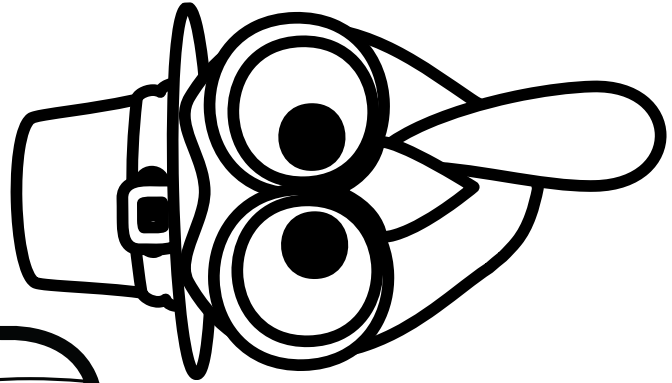

NOMBRE:

LABERINTO

¡¡Ayuda al pavo a terminar cada laberinto!




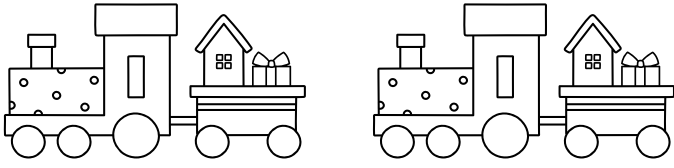





CREAMOS NUESTRO PAVO






NAVIDAD: ¡A CONTAR!





¿Cuántos elementos navideños cuentas?

Escribe el número en el cuadro al lado.



	
	
	
	
	
	
	



MERRY CHRISTMAS




GRAFISMO DE NAVIDAD



¡A DECORAR!

*Termina de dibujar el árbol de Navidad.
Coloréalo y decóralo.*



DEJAMOS HUELLA




DÍA DE LA PAZ



DI A DE LA PAZ




DÍA DE LA PAZ



SAINT PATRICK



¿Puedes ayudar al duende a encontrar el camino a través del laberinto para llegar a la olla de oro?

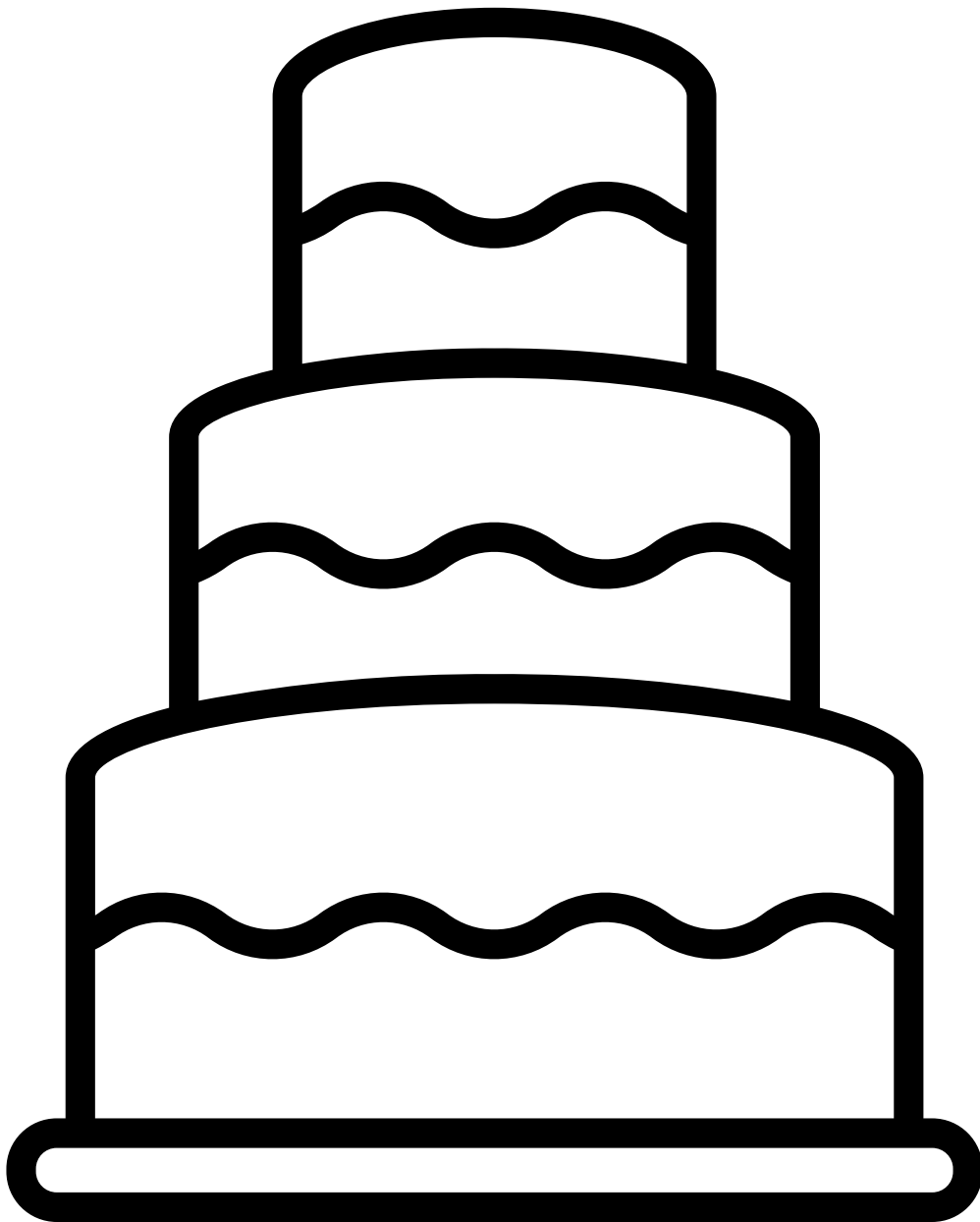


SAINT PATRICK'S DAY



MI TARTA DE CUMPLEAÑOS

Decora como más te guste tu tarta de cumpleaños.










TODO SOBRE MI



"Puedes enseñar una lección un día; pero si puedes enseñar creando curiosidad,
el aprendizaje será un proceso para toda la vida"

Clay P. Bedford

ESPERO QUE ESTE CUADERNO
TE VENGA GENIAL.

¡GRACIAS POR LA CONFIANZA!



@trocitos_de_mi



@orientacionandujar