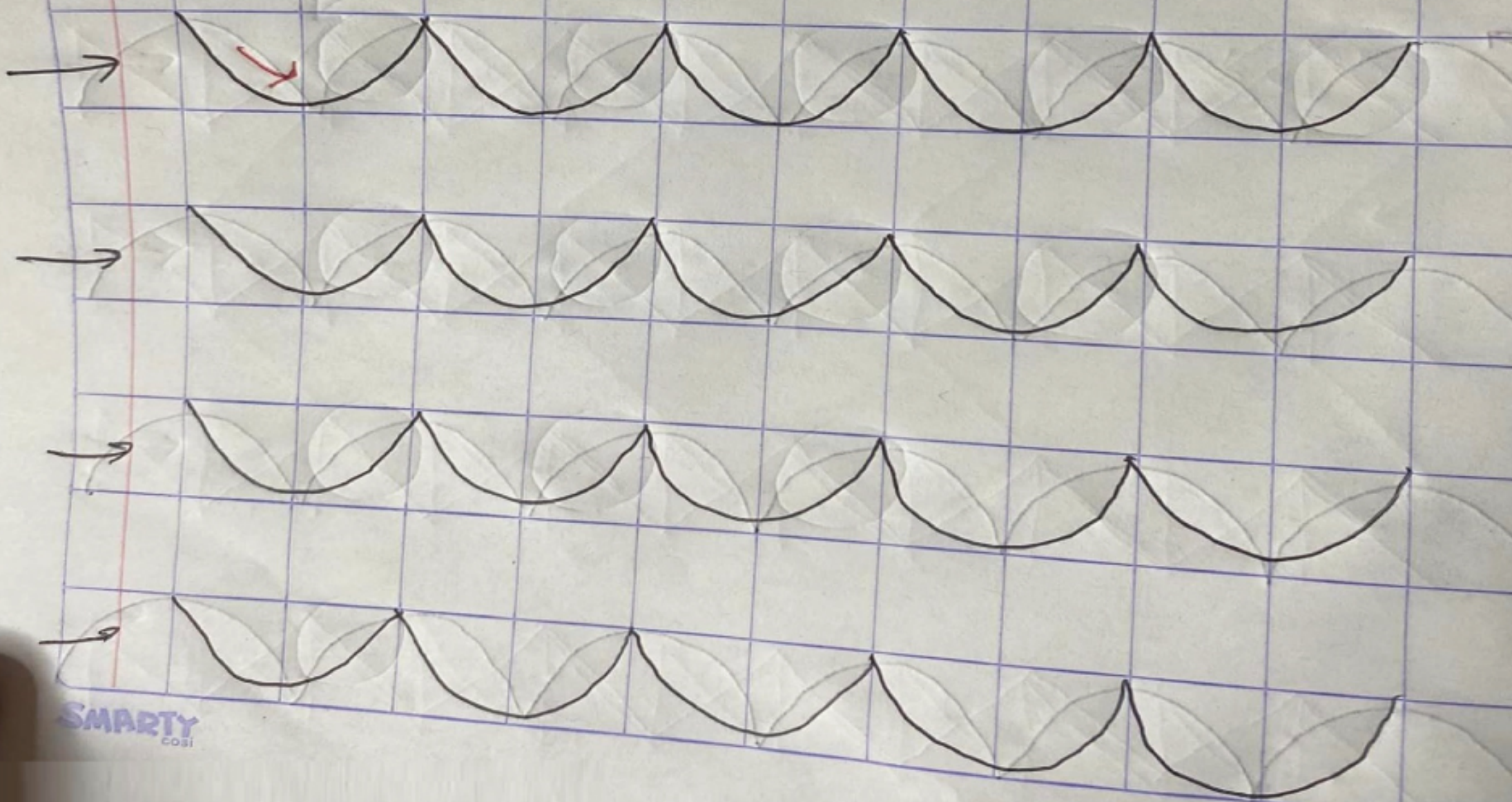






remarca con tu lápiz




remarca
faltan.




con color rojo y traza los que




remarca con color negro






remarca con color azul




remarca con color rojo







remarca de color rojo




remarca de color verde.




remarca de color verde



remarca de color azul.






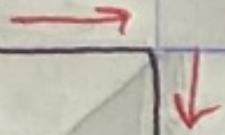
remarca con tu lápiz






remarca con color verde



remarca cada ejercicio con color amarillo



remarca con color azul




SMARTY



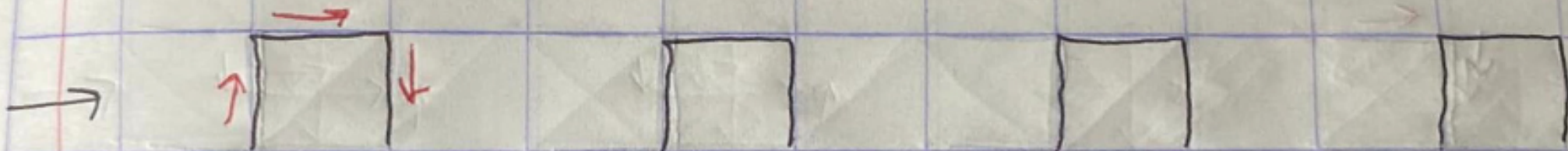
remarca cada ejercicio con tu lápiz.

A handwriting practice grid on a piece of paper with a blue grid and a red margin line on the left. The grid consists of four rows and several columns. Each row contains a series of rectangular boxes. On the left side of each row, there is a black arrow pointing to the right. The first row has additional red arrows: one pointing right above the first box, one pointing down on the right side of the first box, and one pointing left below the first box. The second row has a black arrow pointing right on the left side of the first box. The third row has a black arrow pointing right on the left side of the first box. The fourth row has a black arrow pointing right on the left side of the first box. The boxes in each row are connected by thin lines, and the overall structure is designed for tracing and practicing letter formation.


remarca de varios colores los ejercicios



remarca con color negro







remarca con color amarillo.













remarca

las líneas con

color azul:




remarca con color verde




Remarca con color azul.

A handwriting practice grid on lined paper. The grid consists of 4 rows and 10 columns. A vertical red line is drawn on the far left, and a horizontal red line is drawn across the top. The text "Remarca con color azul." is written in blue ink above the horizontal red line. The grid contains several sets of arrows: a black arrow pointing right from the left edge of the first row; a black arrow pointing down in the first column of the first row; a red arrow pointing up in the second column of the first row; a black arrow pointing up in the second column of the first row; a black arrow pointing down in the first column of the second row; a black arrow pointing up in the second column of the second row; a black arrow pointing down in the first column of the third row; a black arrow pointing up in the second column of the third row; a black arrow pointing down in the first column of the fourth row; a black arrow pointing up in the second column of the fourth row. Additionally, there are faint, light-colored arrows in the background of the grid cells, including some pointing left and some pointing down.


remarca con color rojo




remarca con color verde.



remarca con color azul



remarca con color verde.



remarca con color rojo.

