

# CUADERNO DE VERANO

*infantil*

**PORQUE APRENDER ES UN PLACER**

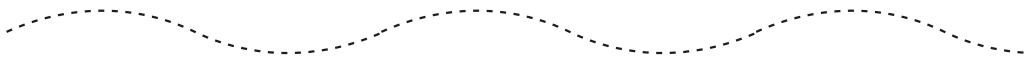
*nombre:*

-----



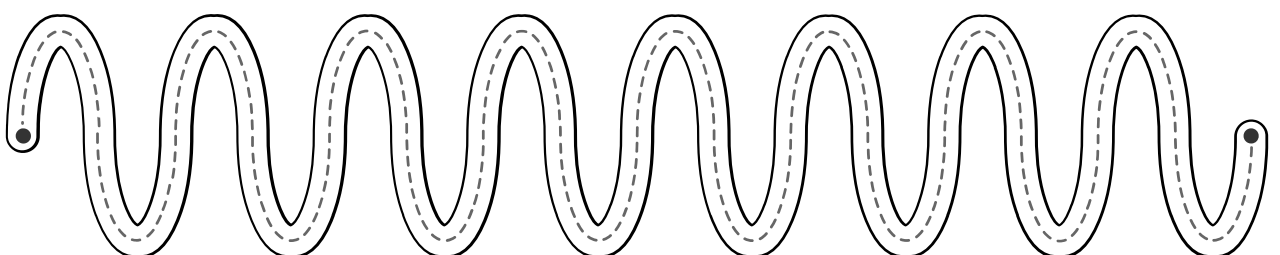
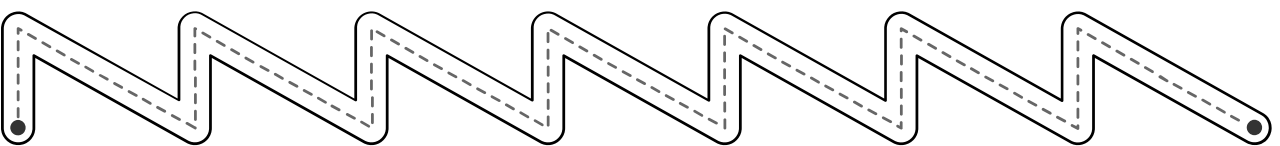




Repasa los trazos.



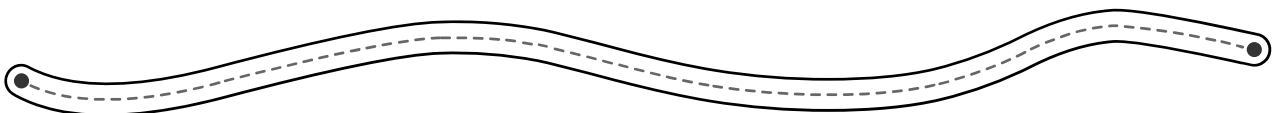
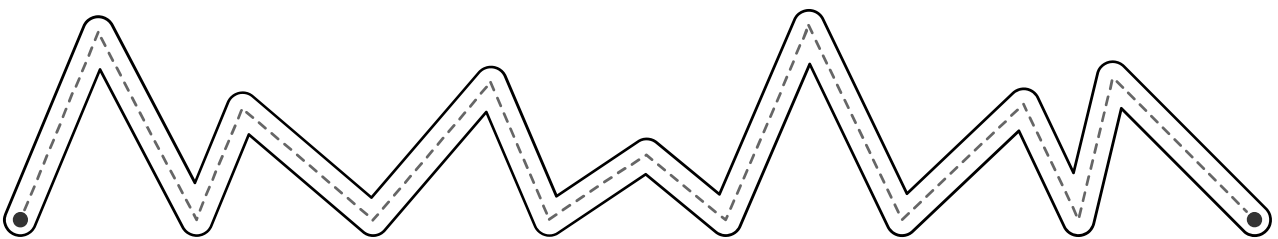
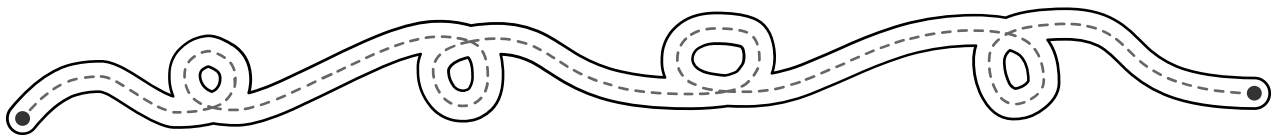
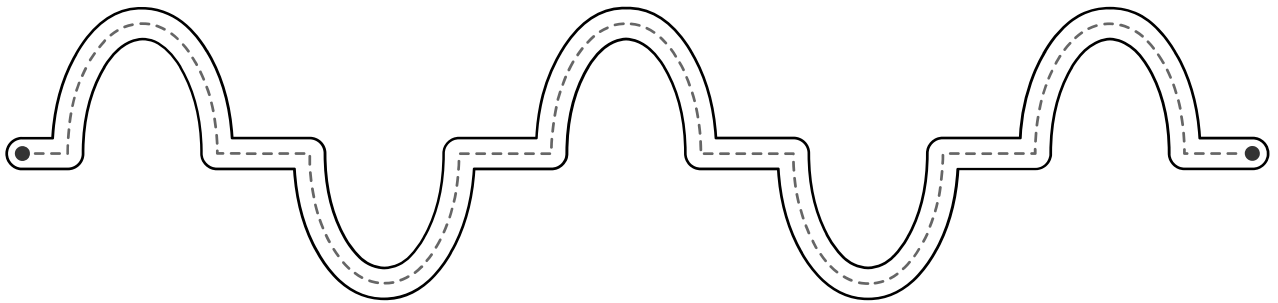
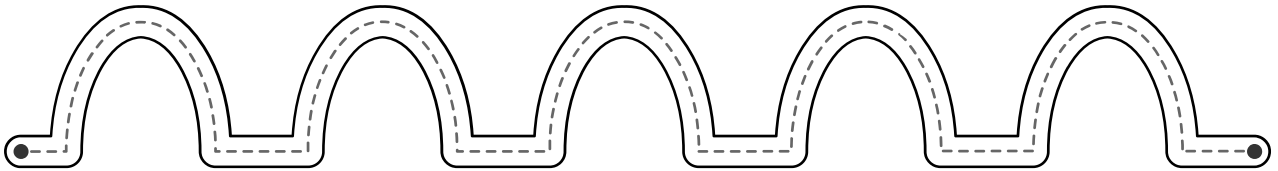
# REPASA

Hazlo con cuidado y fijándote en los bordes.



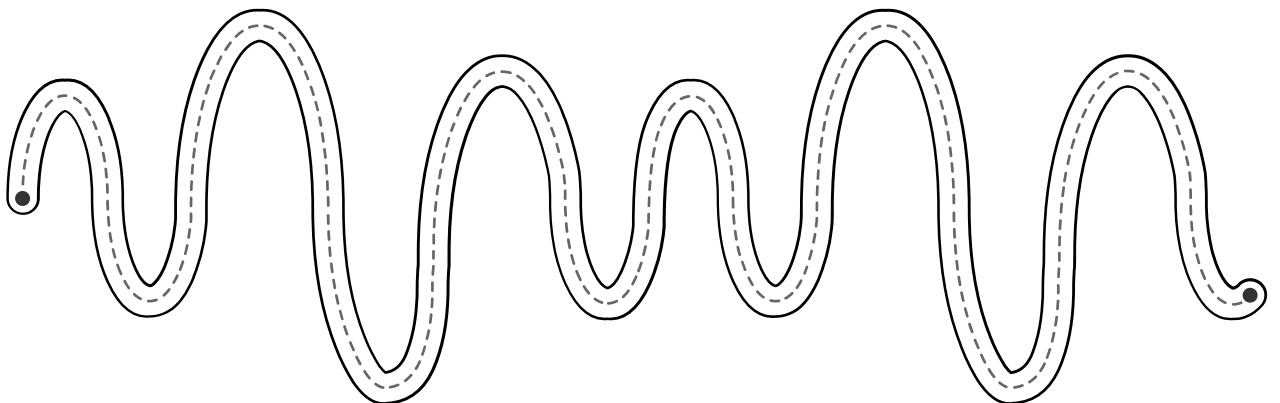
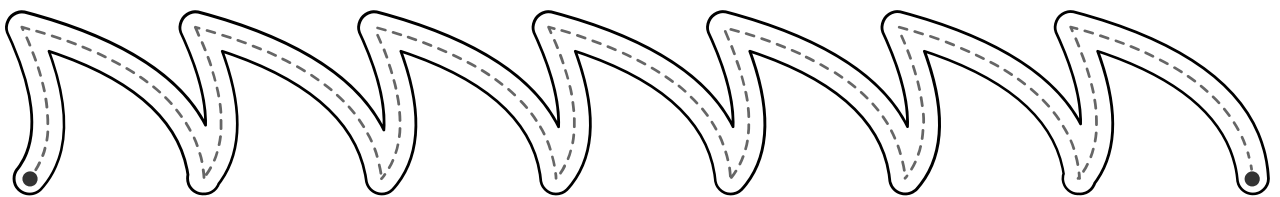
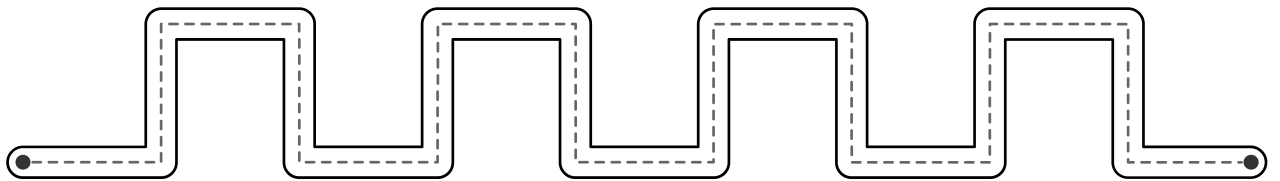
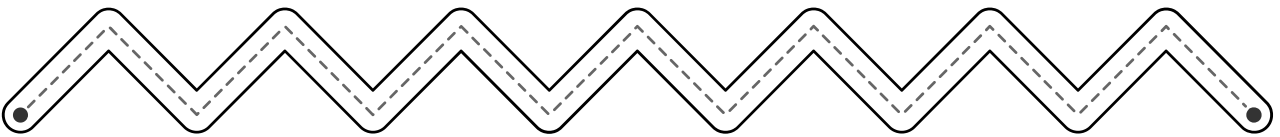
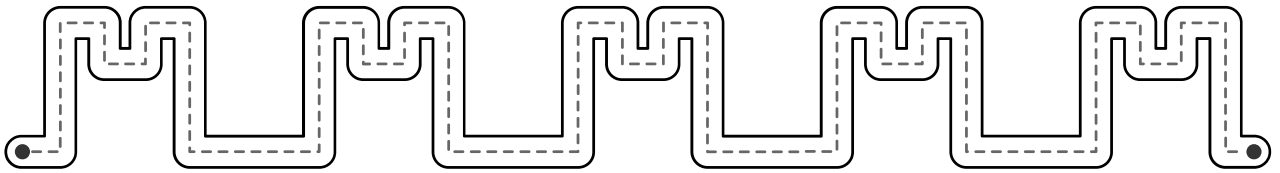
# REPASA


Hazlo con cuidado y fijándote en los bordes.




# REPASA

Hazlo con cuidado y fijándote en los bordes.







Dibuja y pinta el cabello siguiendo las líneas.  
Luego puedes arrancar la hoja y cortarle el pelo.








Dibuja y pinta el cabello siguiendo las líneas.  
Luego puedes arrancar la hoja y cortarle el pelo.








Dibuja y pinta el cabello siguiendo las líneas.  
Luego puedes arrancar la hoja y cortarle el pelo.



Dibuja y pinta el cabello siguiendo las líneas.  
Luego puedes arrancar la hoja y cortarle el pelo.




















ARAÑA


ARAÑA



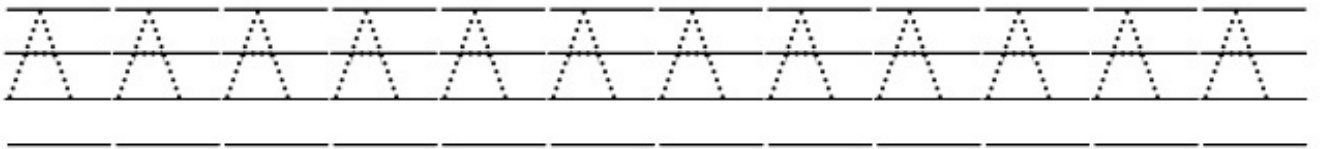
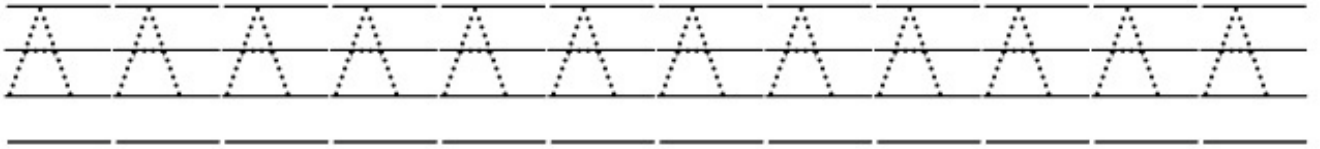


Avión

Avión



# A



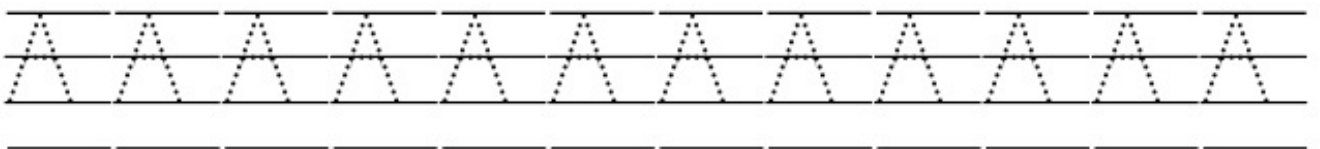
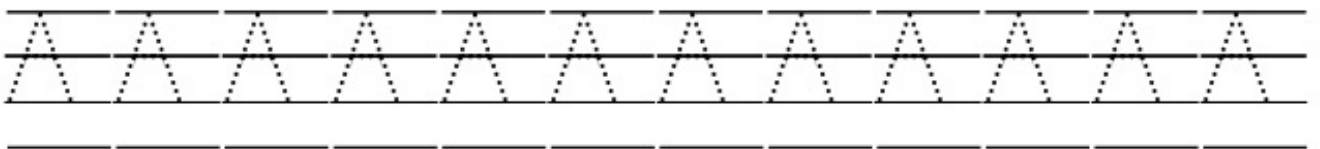
AVIÓN



ÁRBOL



ARDILLA



# A

a a a a a a a a a a a a a a

a a a a a a a a a a a a a a

a a a a a a a a a a a a a a



AVIÓN



ÁRBOL




ARDILLA

a a a a a a a a a a a a a a
















a a a a a a a a a a a a a a

a a a a a a a a a a a a a a



ELEFANTE


ELEFANTE



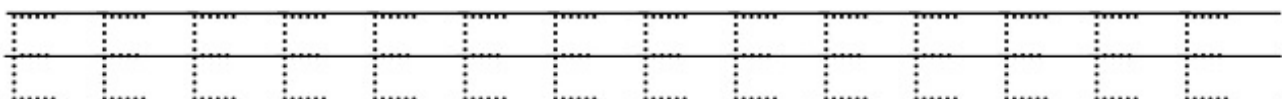
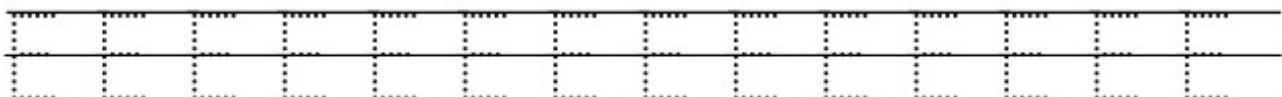
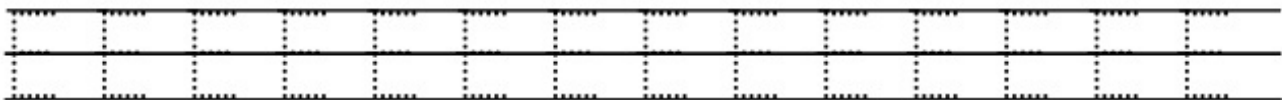


Estrella

Estrella



# E



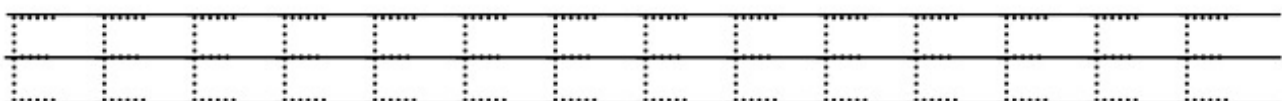
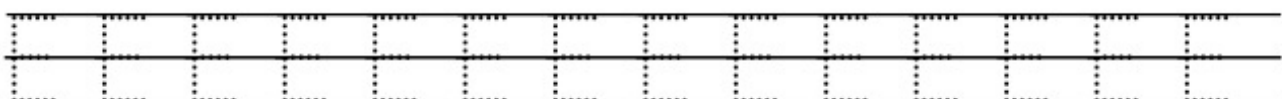
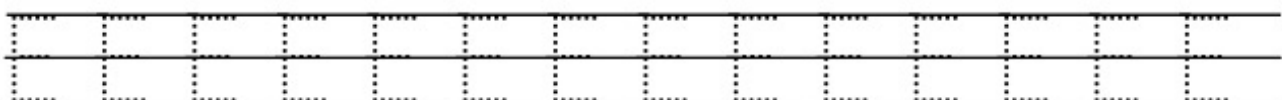
ELEFANTE



ESTRELLA



ENFERMERO




# E

e e e e e e e e e e e e e e e e

e e e e e e e e e e e e e e e e

e e e e e e e e e e e e e e e e



Elefante



Estrella



Enfermero

e e e e e e e e e e e e e e e e













e e e e e e e e e e e e e e e e

e e e e e e e e e e e e e e e e



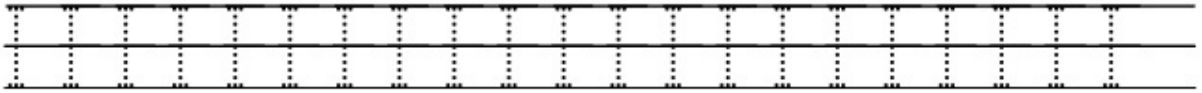
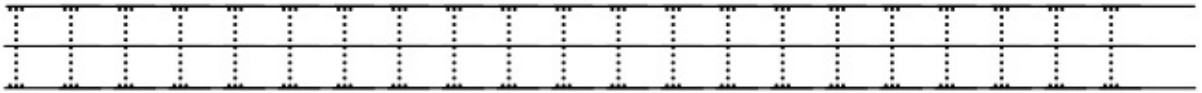
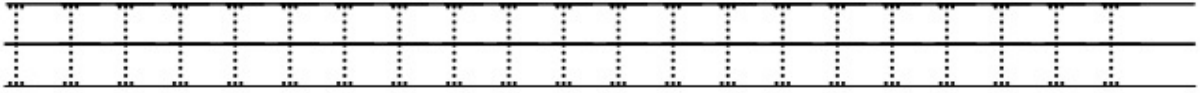
IGUANA

IGUANA





I



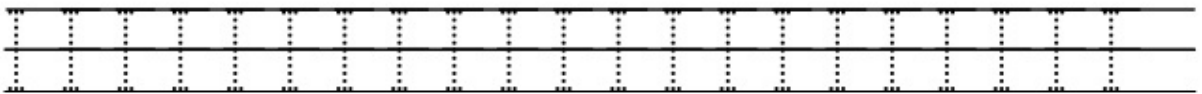
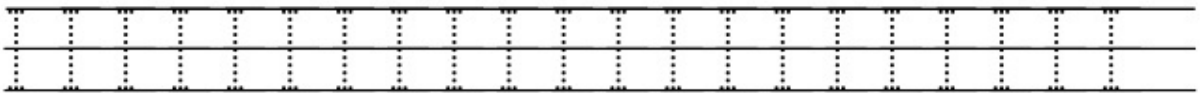
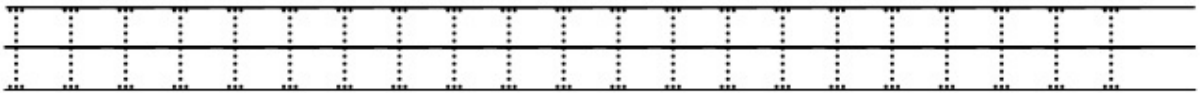
ISLA



IGLESIA



IGLÚ



I

i i i i i i i i i i i i i i i i i i

i i i i i i i i i i i i i i i i i i

i i i i i i i i i i i i i i i i i i



Isla



Iglesia



Iglú

i i i i i i i i i i i i i i i i i i














i i i i i i i i i i i i i i i i i i

i i i i i i i i i i i i i i i i i i



Ojo


Ojo

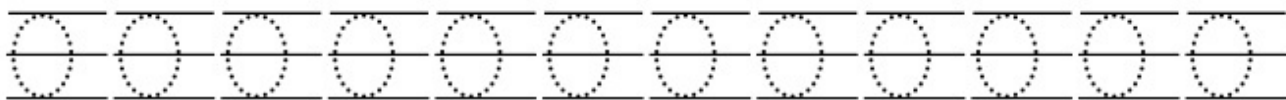
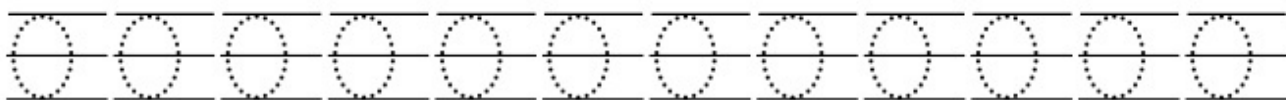
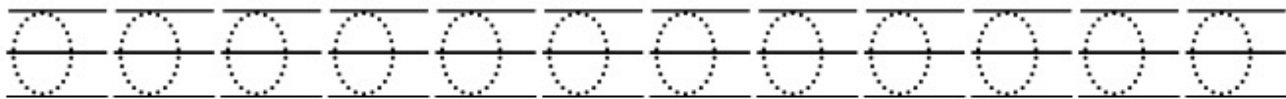




Oso

Oso






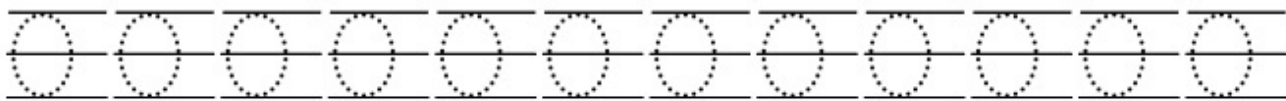
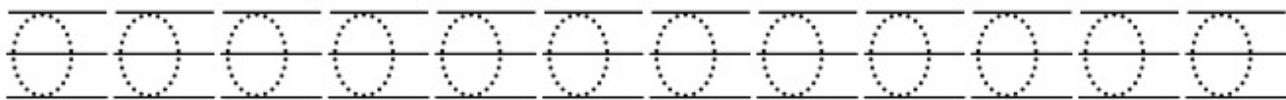
OSO



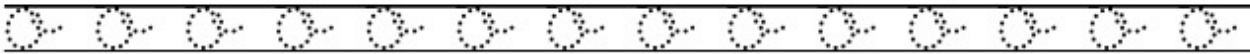
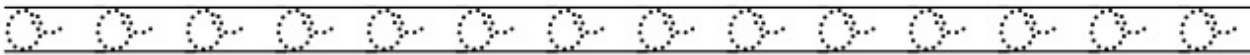

OREJA



OVEJA




O





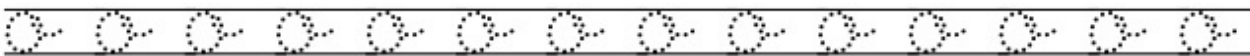
Oso




Oreja












Oveja





Uno














Uno



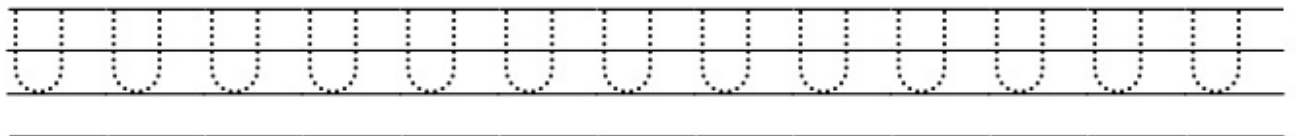
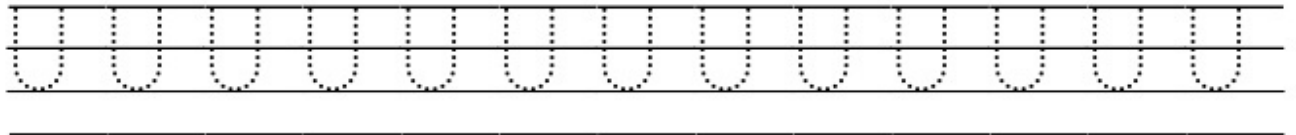
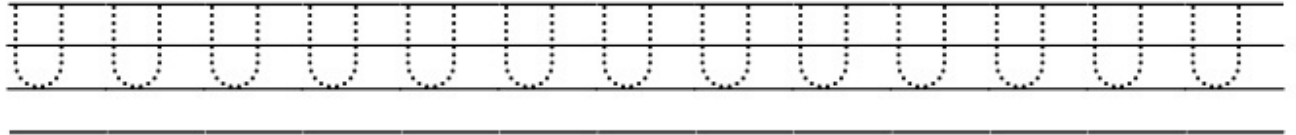


Unicornio

Unicornio



U



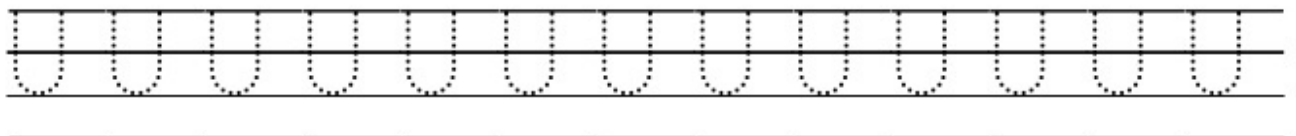
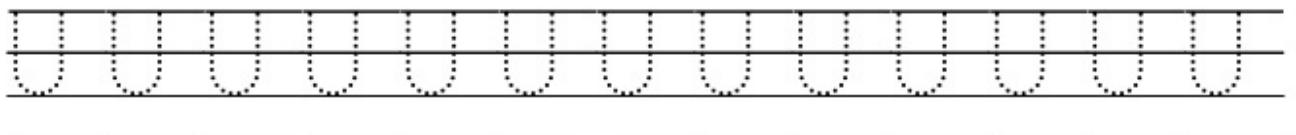
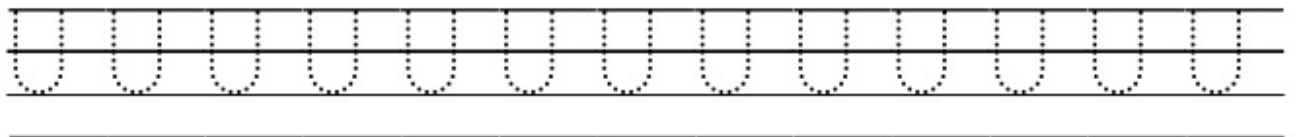
UVAS



UÑA



LUNA



U

u u u u u u u u u u u u u u u

u u u u u u u u u u u u u u u

u u u u u u u u u u u u u u u



Uvas



Uña



Luna

u u u u u u u u u u u u u u u

u u u u u u u u u u u u u u u

u u u u u u u u u u u u u u u

FECHA:



# TRAZO ABECEDARIO

A B C D E

F G H I J K

L M N O P

Q R S T U

V W X Y Z

Fecha:



# Trazo alfabético

a b c d e

f g h i j k









l m n o p

q r s t u v


w x y z

Fecha: \_\_\_\_\_


Colorea las imágenes según la vocal por la que empiezan.



Completa las siguientes palabras.



T \_ R T \_ G \_



G \_ R \_ L \_

Relaciona imagen con palabra.

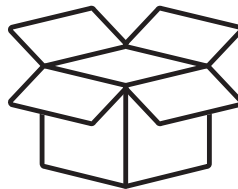
CASA



FARO



MANO




CAJA




Dibuja lo que pone.


PERA



MOMIA



LUPA



SETA




FECHA: \_\_\_\_\_

# ¡RELACIONA PALABRA E IMAGEN!





GATO

OSO





VACA

RANA




FOCA

PATO



LORO

MONO




FECHA: \_\_\_\_\_

# ¡RELACIONA PALABRA E IMAGEN!



LIBRO




TAZA




LUNA




SILLA




BALÓN



TIGRE




DEDO



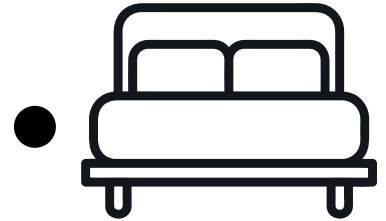
PIÑA

FECHA: \_\_\_\_\_


# ¡RELACIONA PALABRA E IMAGEN!



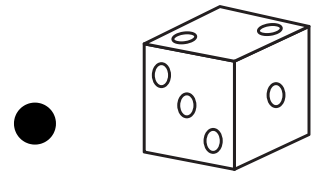
LOBO



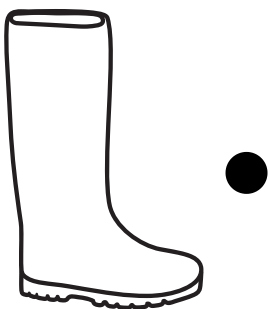
BOTA




LUPA



CAMA




DADO



SOL



PERA

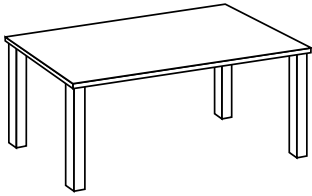


LÁPIZ

Fecha: \_\_\_\_\_

# AUTODICTADO


Escribe la palabra que le corresponda al dibujo.



\_\_\_\_\_

\_\_\_\_\_

\_\_\_\_\_



\_\_\_\_\_

\_\_\_\_\_

\_\_\_\_\_



\_\_\_\_\_

\_\_\_\_\_


\_\_\_\_\_



\_\_\_\_\_

\_\_\_\_\_

\_\_\_\_\_



\_\_\_\_\_

\_\_\_\_\_

\_\_\_\_\_



\_\_\_\_\_

\_\_\_\_\_


\_\_\_\_\_



\_\_\_\_\_

\_\_\_\_\_


\_\_\_\_\_



\_\_\_\_\_

\_\_\_\_\_

\_\_\_\_\_



\_\_\_\_\_


\_\_\_\_\_

\_\_\_\_\_

Fecha: \_\_\_\_\_

# AUTODICTADO


Escribe la palabra que le corresponda al dibujo.




\_\_\_\_\_




\_\_\_\_\_




\_\_\_\_\_




\_\_\_\_\_



\_\_\_\_\_




\_\_\_\_\_



\_\_\_\_\_



\_\_\_\_\_



\_\_\_\_\_

Fecha: \_\_\_\_\_

# COMPRESIÓN LECTORA

Lee las oraciones y adivina de que objeto hablan.  
Colorea el dibujo correcto.


Tiene cinco pétalos.




Lo usamos para dormir.




Tiene forma redonda.




Vive en el mar.



Tiene muchas páginas.



Tiene patas.




Fecha: \_\_\_\_\_


# COMPRESIÓN LECTORA

Lee las oraciones y adivina de que objeto hablan.  
Colorea el dibujo correcto.


Vive en la selva.




Tiene plumas.




Tiene escamas.




Vive en el mar.



Vive en la granja.




Tiene bañas.



Fecha \_\_\_\_\_


Cuenta los dibujos de cada recuadro y redondea la cantidad correspondiente.




1 2 3



1 2 3







1 2 3



1 2 3

Fecha \_\_\_\_\_


Colorea el número de frutas indicado por los números.




Fecha \_\_\_\_\_

Colorea los helados que indica el número.


3



5




7



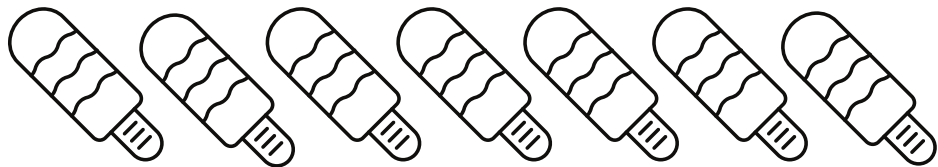
8




6



4




2




Fecha .....


¿Cuántas frutas hay? Colorea y cuenta.




Four outline drawings of apples are arranged in a horizontal row. To the right of the apples is an equals sign (=) followed by a dotted line for the answer.




Six outline drawings of oranges are arranged in a horizontal row. To the right of the oranges is an equals sign (=) followed by a dotted line for the answer.



Five outline drawings of pineapples are arranged in a horizontal row. To the right of the pineapples is an equals sign (=) followed by a dotted line for the answer.








Five outline drawings of watermelon slices are arranged in a horizontal row. To the right of the slices is an equals sign (=) followed by a dotted line for the answer.



Seven outline drawings of lemons are arranged in a horizontal row. To the right of the lemons is an equals sign (=) followed by a dotted line for the answer.

Cuenta el número de elementos de cada tipo y escríbelo en el círculo.








Fecha \_\_\_\_\_

# LA FÁBRICA DE HELADOS

DIBUJA 2 BOLAS DE  
CHOCOLATE


DIBUJA 3 BOLAS DE  
FRESA

DIBUJA 4 BOLAS DE  
ARÁNDANO




# BUSCA Y COLOREA

Colorea los números 0 que aparecen dentro de la figura..




# BUSCA Y COLOREA

Colorea los números 1 que aparecen dentro de la figura..



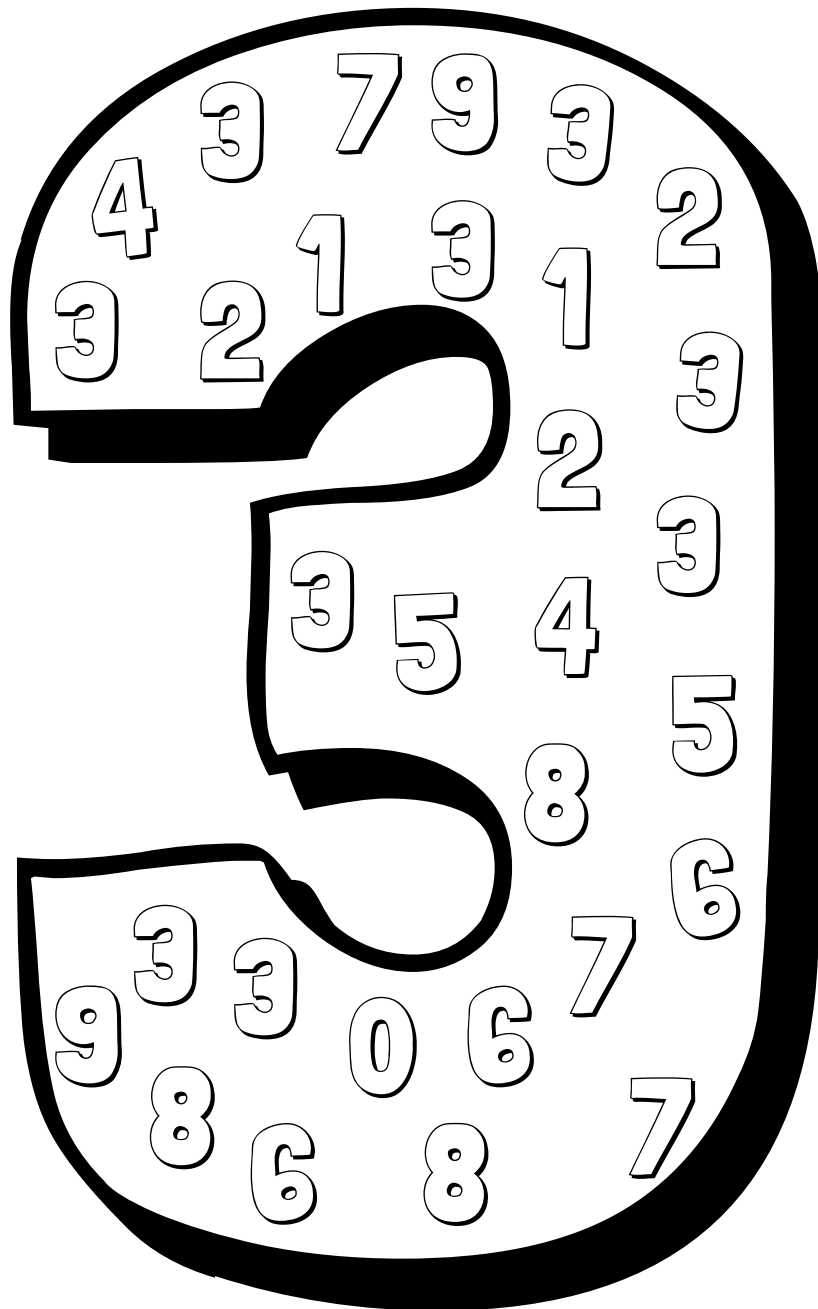
# BUSCA Y COLOREA

Colorea los números 2 que aparecen dentro de la figura..



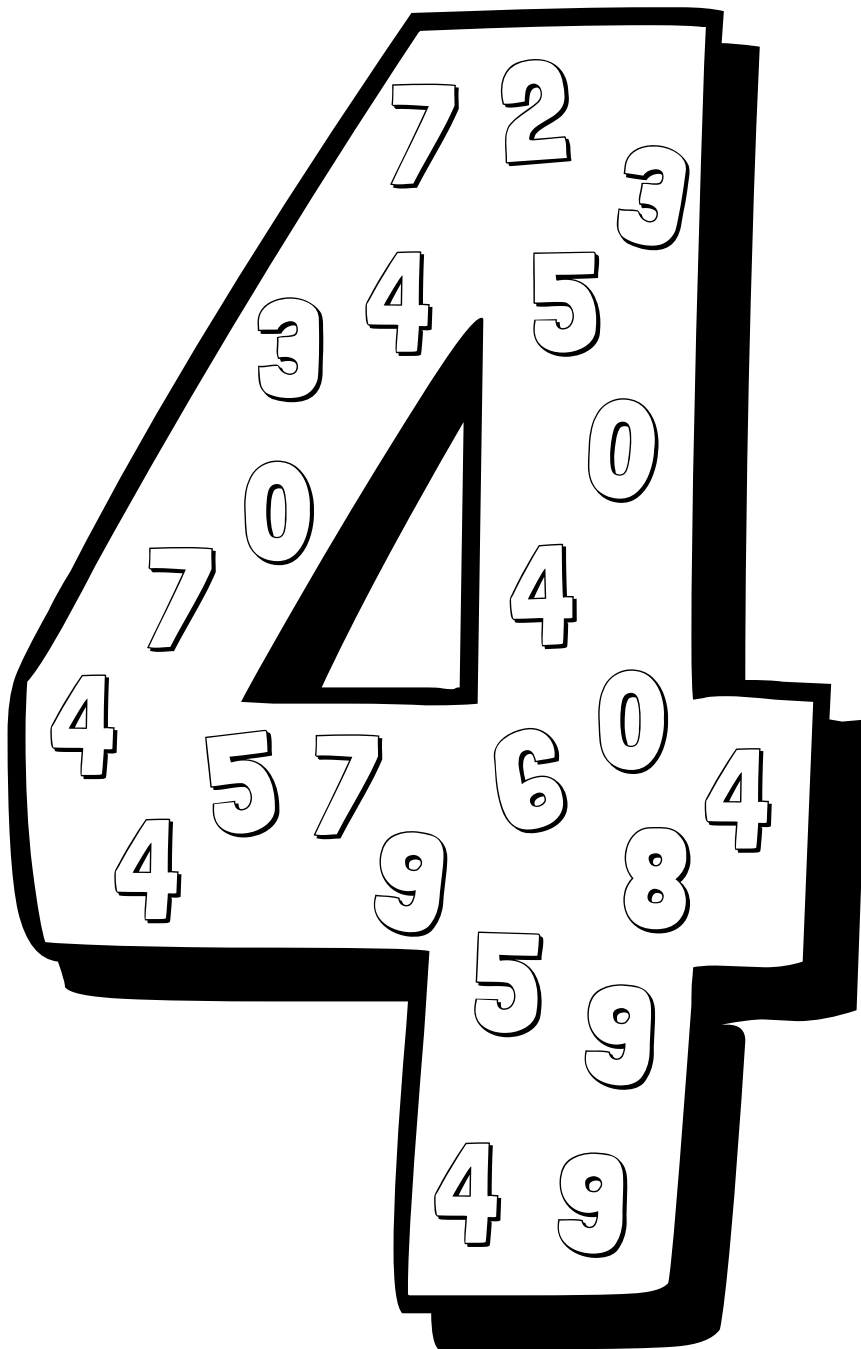
# BUSCA Y COLOREA

Colorea los números 3 que aparecen dentro de la figura..




# BUSCA Y COLOREA

Colorea los números 4 que aparecen dentro de la figura..




# BUSCA Y COLOREA

Colorea los números 5 que aparecen dentro de la figura..




# BUSCA Y COLOREA

Colorea los números 6 que aparecen dentro de la figura..




# BUSCA Y COLOREA

Colorea los números 7 que aparecen dentro de la figura..




# BUSCA Y COLOREA

Colorea los números 8 que aparecen dentro de la figura..




# BUSCA Y COLOREA


Colorea los números 9 que aparecen dentro de la figura..



Fecha \_\_\_\_\_



**UNO**





Repasa

Tracing practice for the number 1. It consists of three rows of handwriting lines. Each row contains six dotted number 1s for tracing.

Escribe

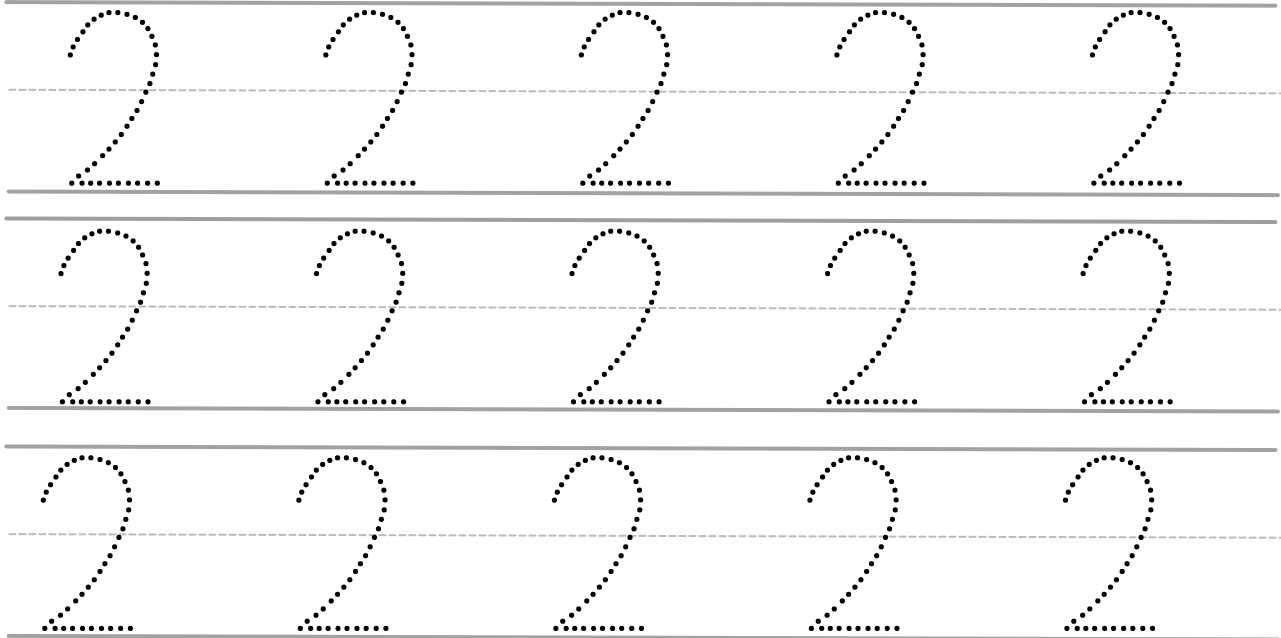


Fecha \_\_\_\_\_



**DOS**



Repasa



Escribe

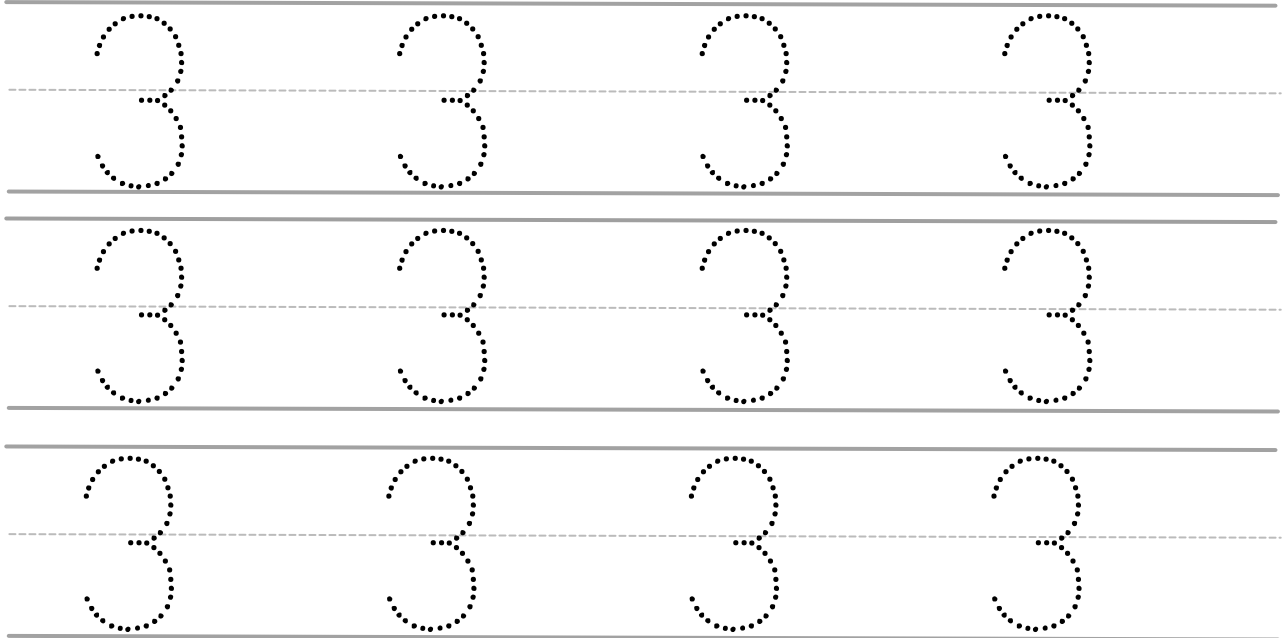
2

Fecha \_\_\_\_\_



**TRES**


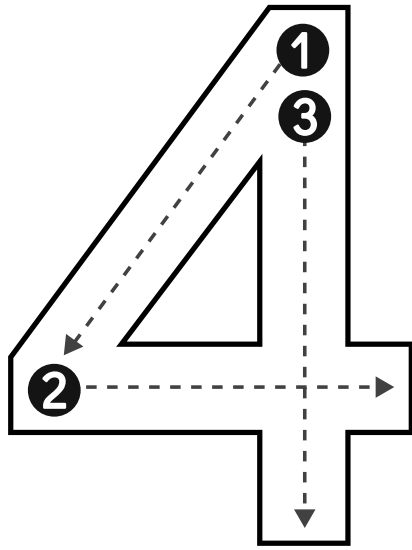
Repasa



Escribe

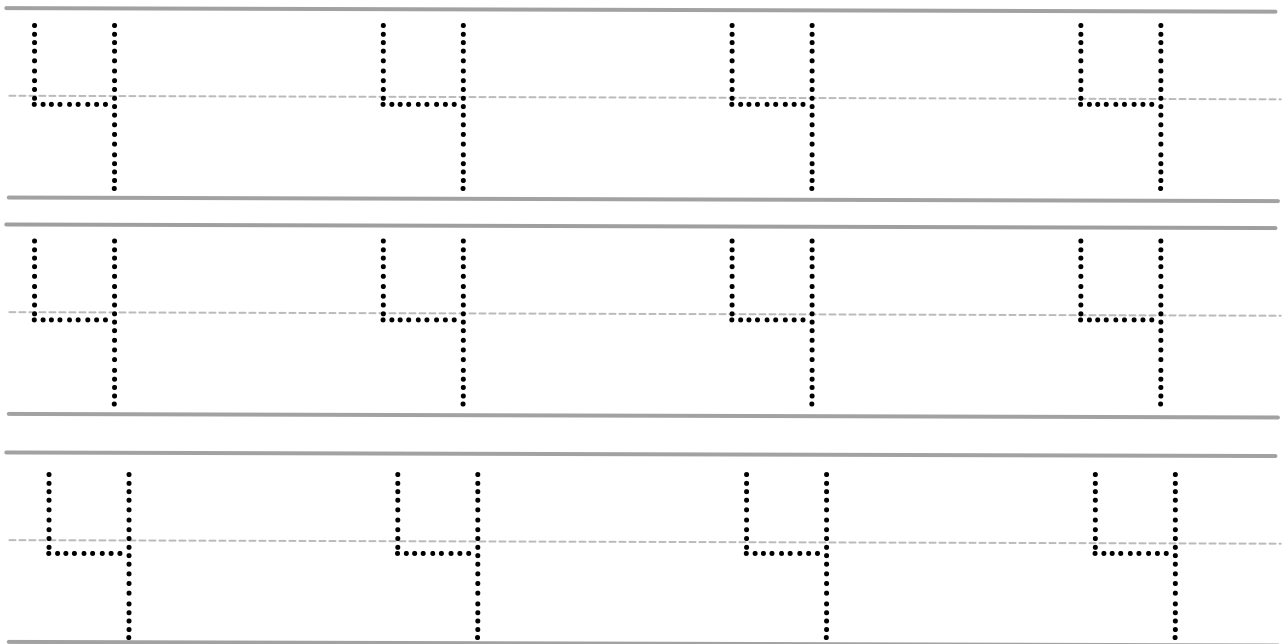
3

Fecha \_\_\_\_\_

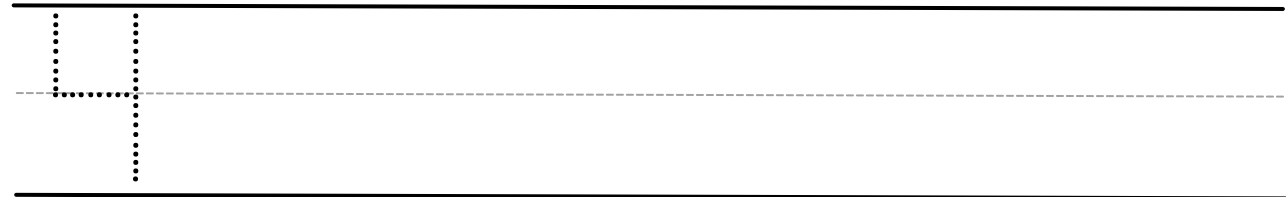


**CUATRO**

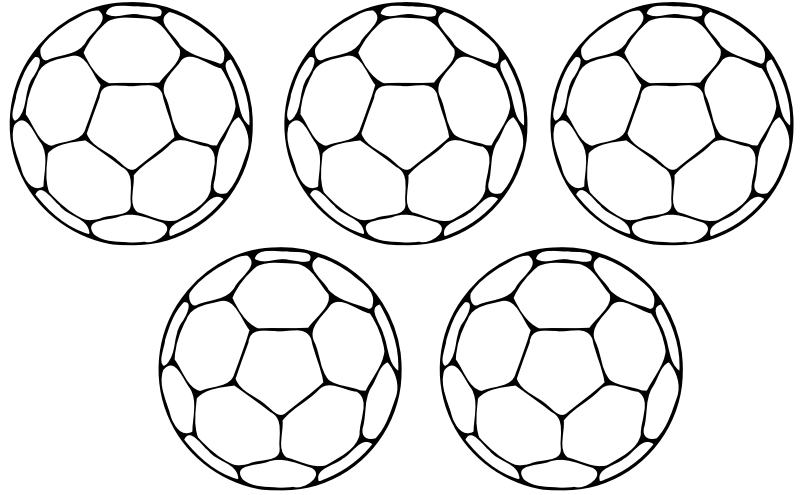
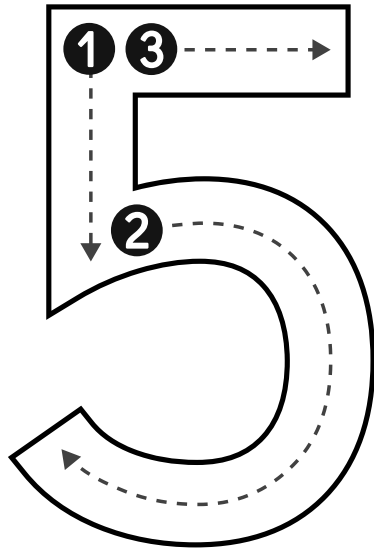
Repasa



Escribe

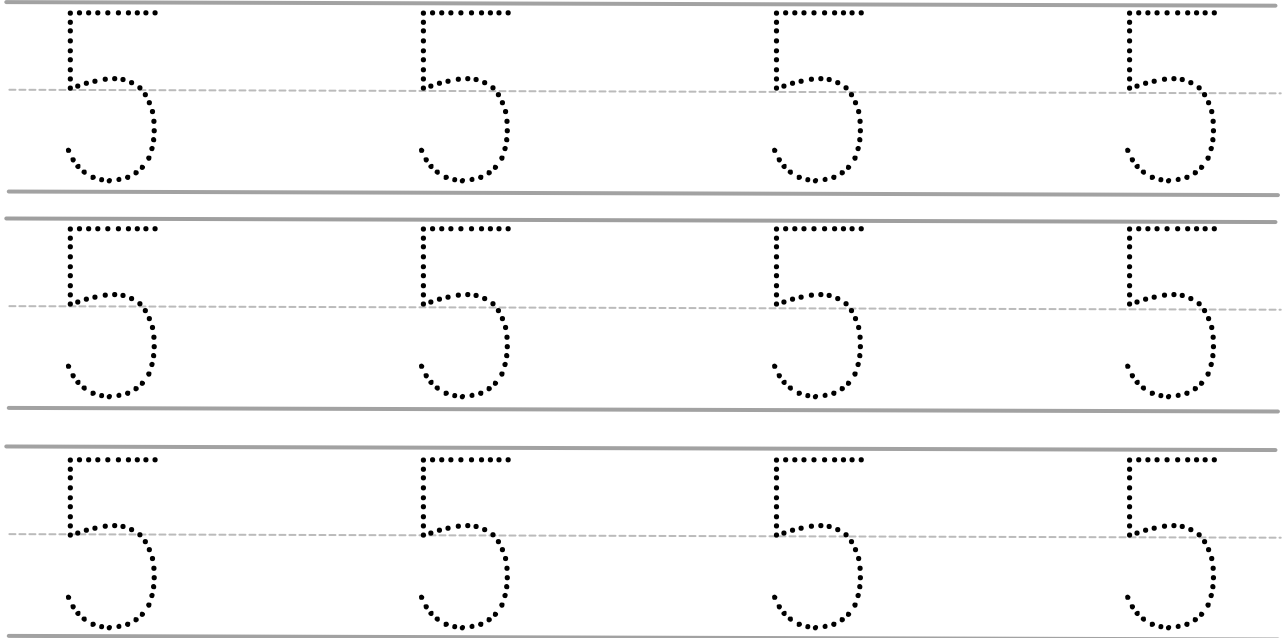


Fecha \_\_\_\_\_

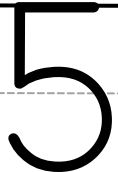


**CINCO**


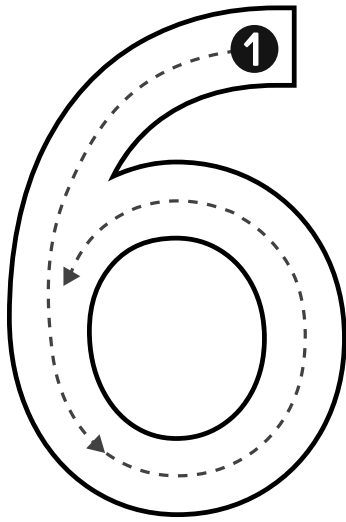
Repasa



Escribe

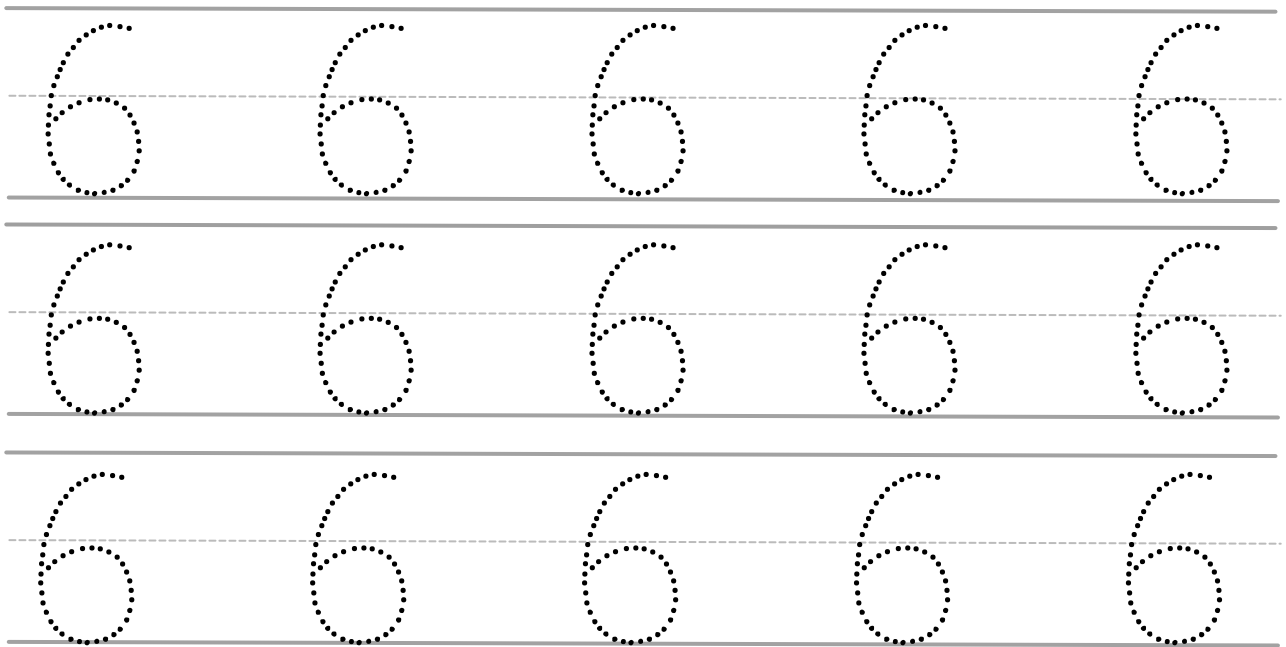


Fecha \_\_\_\_\_

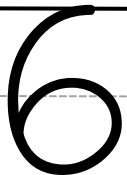


**SEIS**


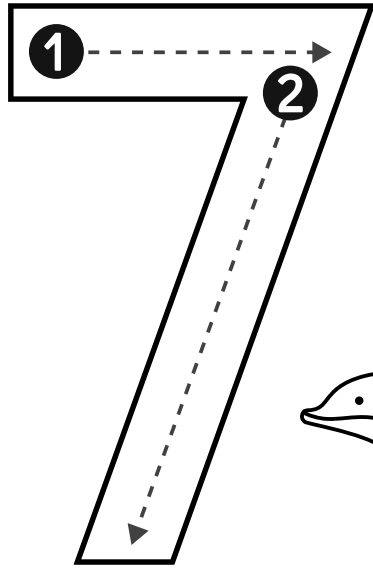
Repasa



Escribe

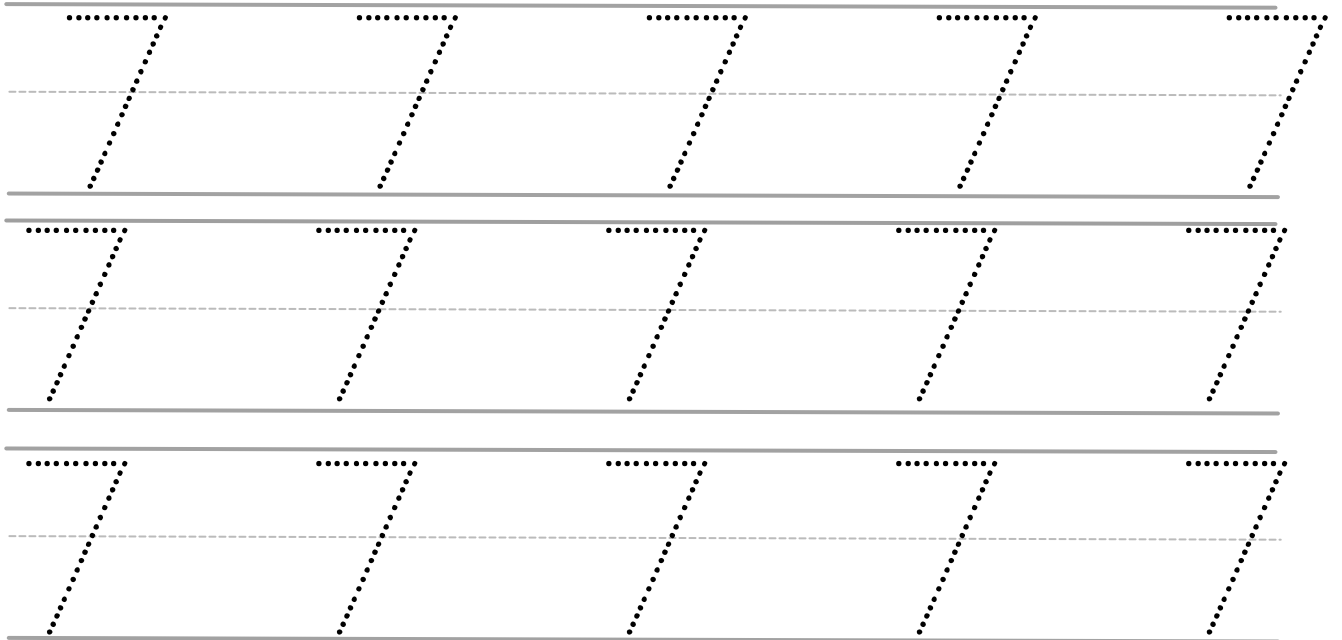


Fecha \_\_\_\_\_



**SIETE**

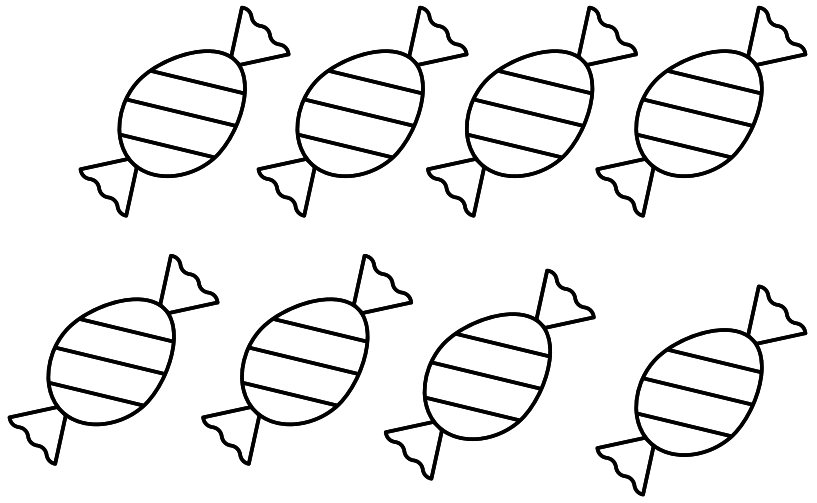
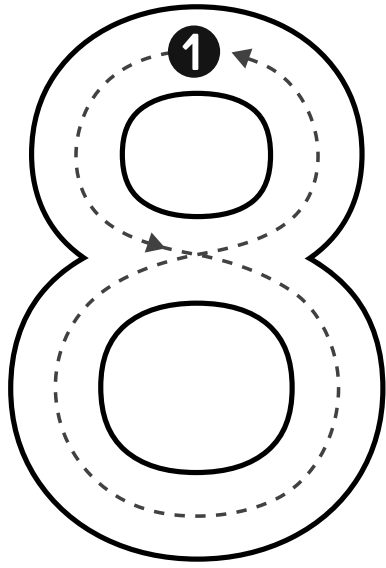
Repasa



Escribe

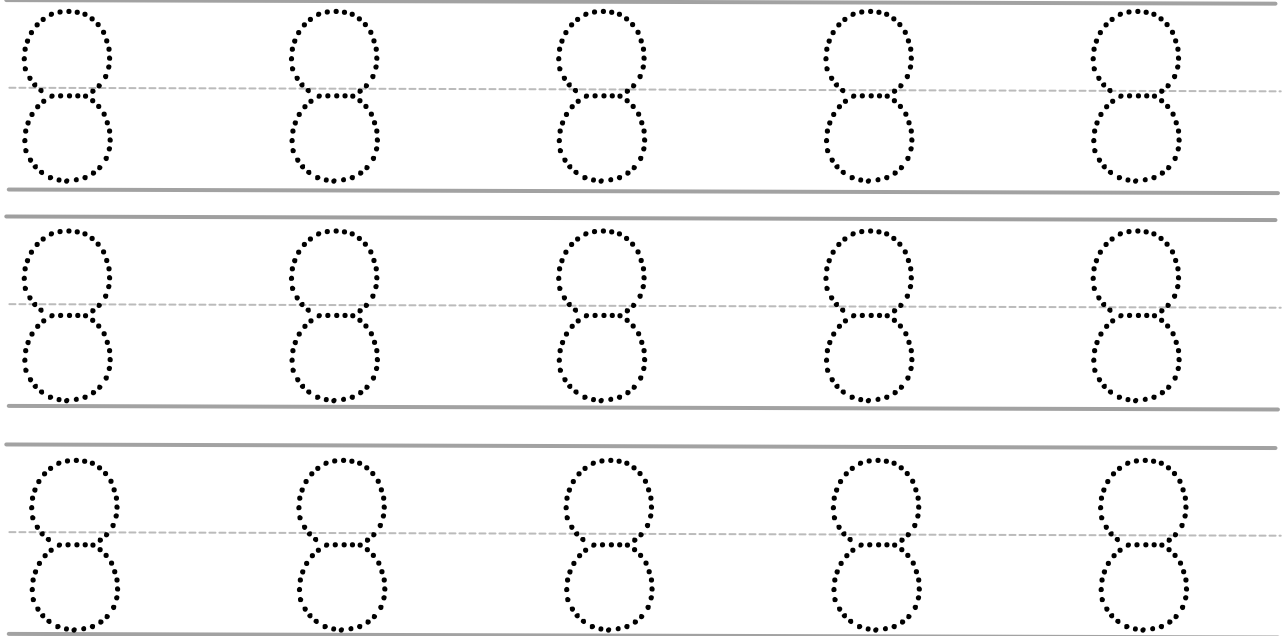


Fecha \_\_\_\_\_

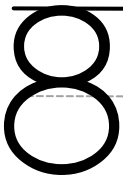


**OCHO**


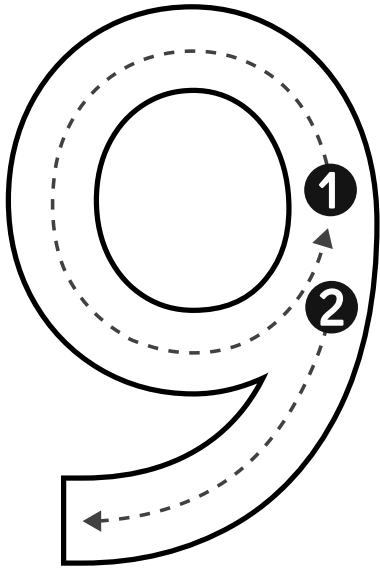
Repasa



Escribe

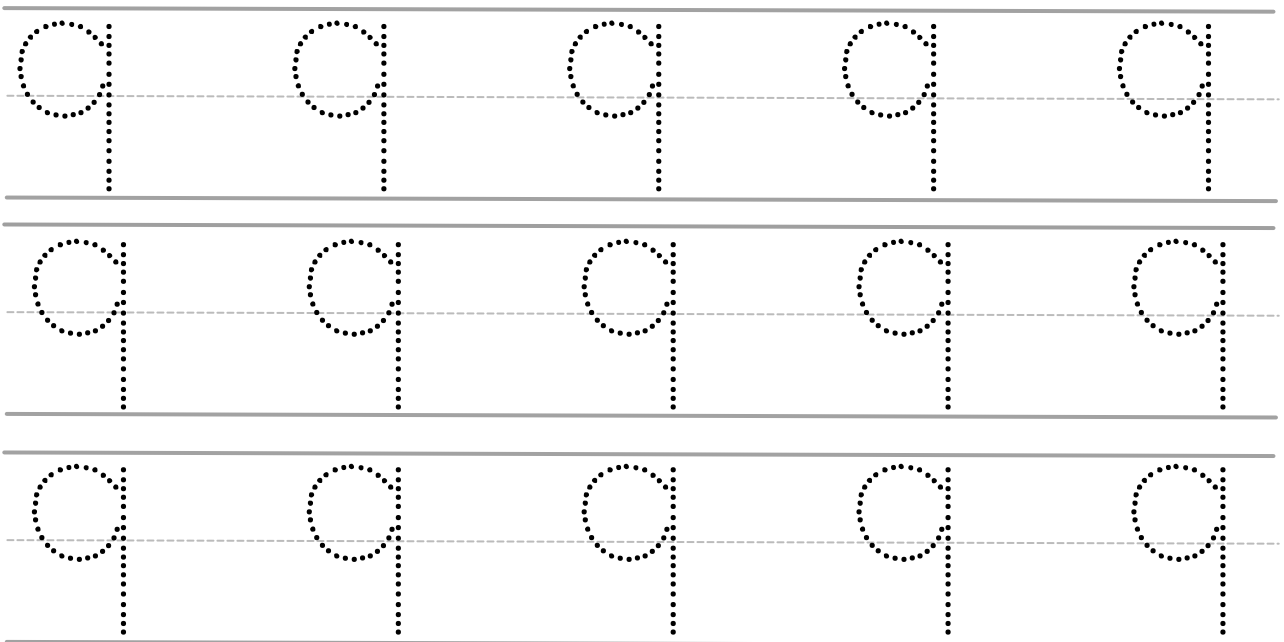


Fecha \_\_\_\_\_



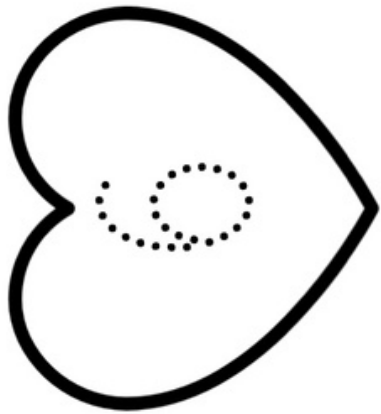
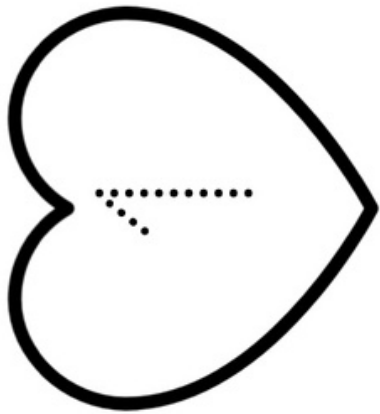
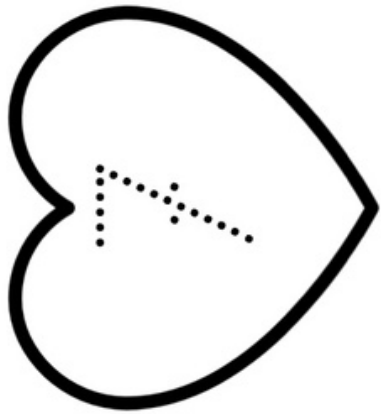
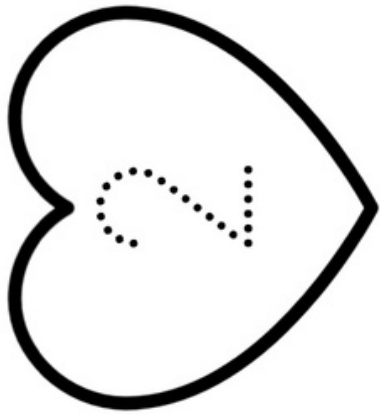
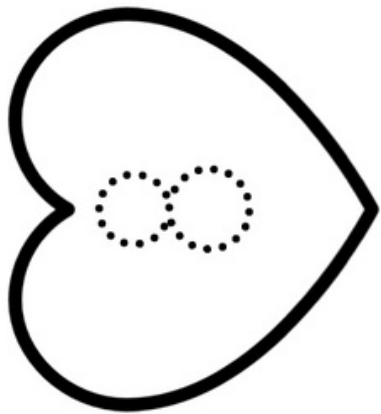

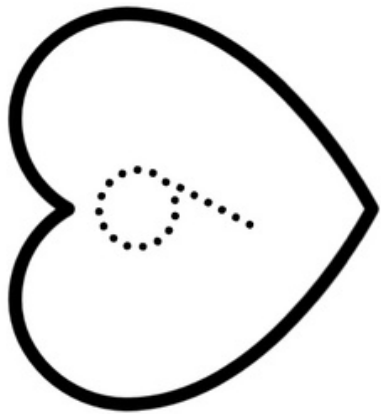
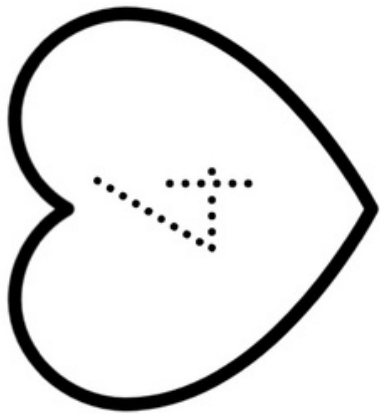
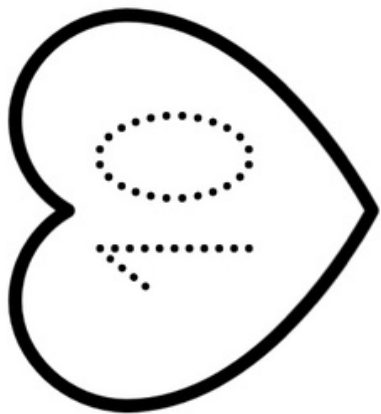
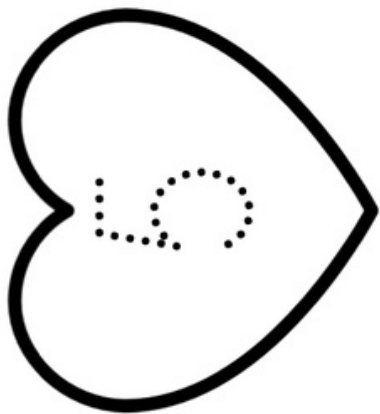
**NUEVE**

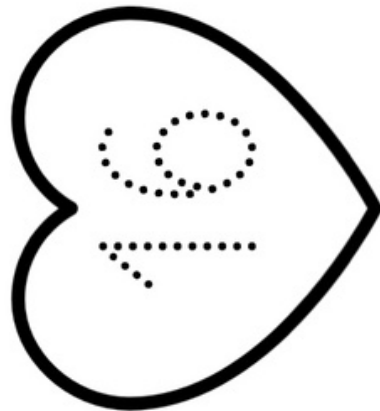
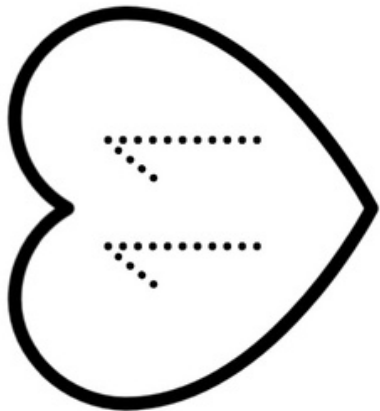
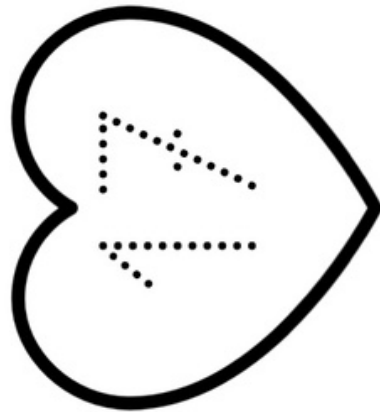
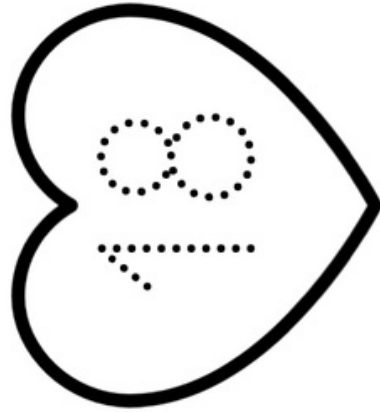
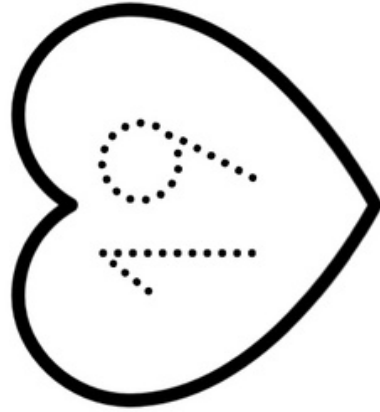
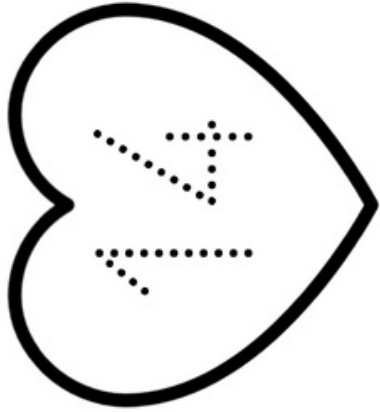
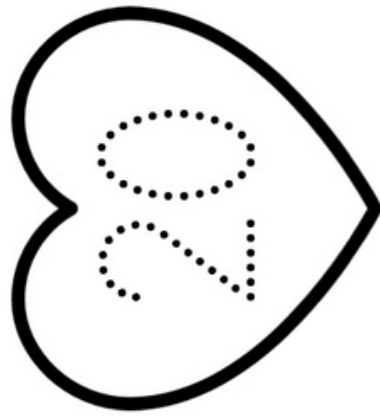
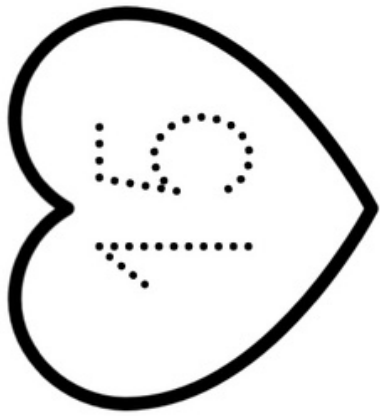
Repasa



Escribe








Fecha \_\_\_\_\_

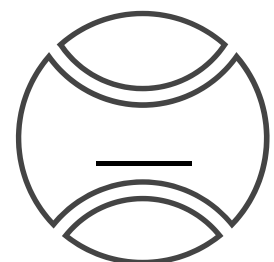

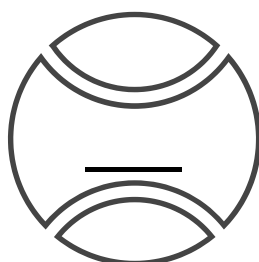

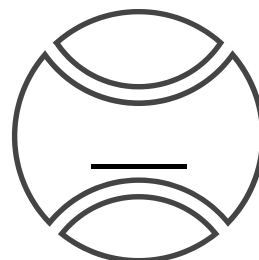
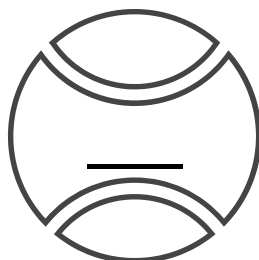

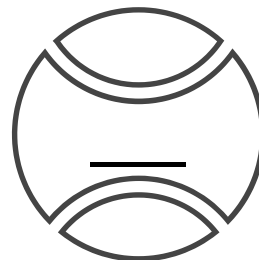
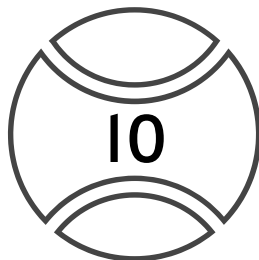
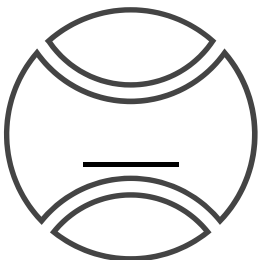
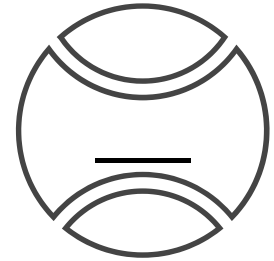

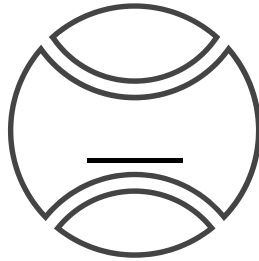
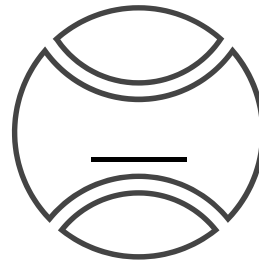

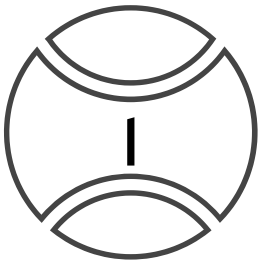
Busca y redondea los números 3 y 5.

5 3 5  
7 1 3  
3 8 5  
5 9  
2 9 3  
3 5  
3 6 5  
4 3

Fecha \_\_\_\_\_



Escribe el número correspondiente de cada pelota según su posición.



Fecha \_\_\_\_\_

Escribe los números que van delante y detrás.

9

7

6

11

3

3

5

5


12

4

18

2


# COLOREA SEGÚN EL RESULTADO



4 LILA  
5 AZUL  
6 NARANJA

7 VERDE  
8 AMARILLO  
9 ROSA

# COLOREA SEGÚN EL RESULTADO



4 VERDE  
5 AZUL  
6 ROSA

7 NARANJA  
8 ROJO  
2 NEGRO

# LOS DADOS LOCOS

Completa las sumas. Dibuja los puntos del dado que falta para obtener el resultado que marca.

$$\begin{array}{|c|} \hline \bullet \\ \hline \bullet \\ \hline \end{array} + \begin{array}{|c|} \hline \\ \hline \\ \hline \end{array} = 10$$

$$\begin{array}{|c|} \hline \bullet \bullet \\ \hline \bullet \bullet \\ \hline \end{array} + \begin{array}{|c|} \hline \\ \hline \\ \hline \end{array} = 5$$

$$\begin{array}{|c|} \hline \\ \hline \\ \hline \end{array} + \begin{array}{|c|} \hline \bullet \\ \hline \bullet \\ \hline \bullet \\ \hline \end{array} = 8$$

$$\begin{array}{|c|} \hline \\ \hline \\ \hline \end{array} + \begin{array}{|c|} \hline \bullet \bullet \\ \hline \bullet \bullet \\ \hline \bullet \bullet \\ \hline \end{array} = 7$$

$$\begin{array}{|c|} \hline \bullet \\ \hline \\ \hline \end{array} + \begin{array}{|c|} \hline \\ \hline \\ \hline \end{array} = 4$$

$$\begin{array}{|c|} \hline \bullet \\ \hline \bullet \\ \hline \bullet \\ \hline \end{array} + \begin{array}{|c|} \hline \\ \hline \\ \hline \end{array} = 6$$

$$\begin{array}{|c|} \hline \\ \hline \\ \hline \end{array} + \begin{array}{|c|} \hline \bullet \\ \hline \\ \hline \bullet \\ \hline \end{array} = 3$$

$$\begin{array}{|c|} \hline \\ \hline \\ \hline \end{array} + \begin{array}{|c|} \hline \bullet \bullet \\ \hline \bullet \\ \hline \bullet \bullet \\ \hline \end{array} = 8$$

$$\begin{array}{|c|} \hline \bullet \\ \hline \\ \hline \end{array} + \begin{array}{|c|} \hline \\ \hline \\ \hline \end{array} = 2$$

$$\begin{array}{|c|} \hline \bullet \bullet \\ \hline \bullet \bullet \\ \hline \end{array} + \begin{array}{|c|} \hline \\ \hline \\ \hline \end{array} = 9$$

Colorea el número que tenga el mayor valor

5

8

4

5

6

0

3

2

9

5

4

7

8


2

6

1

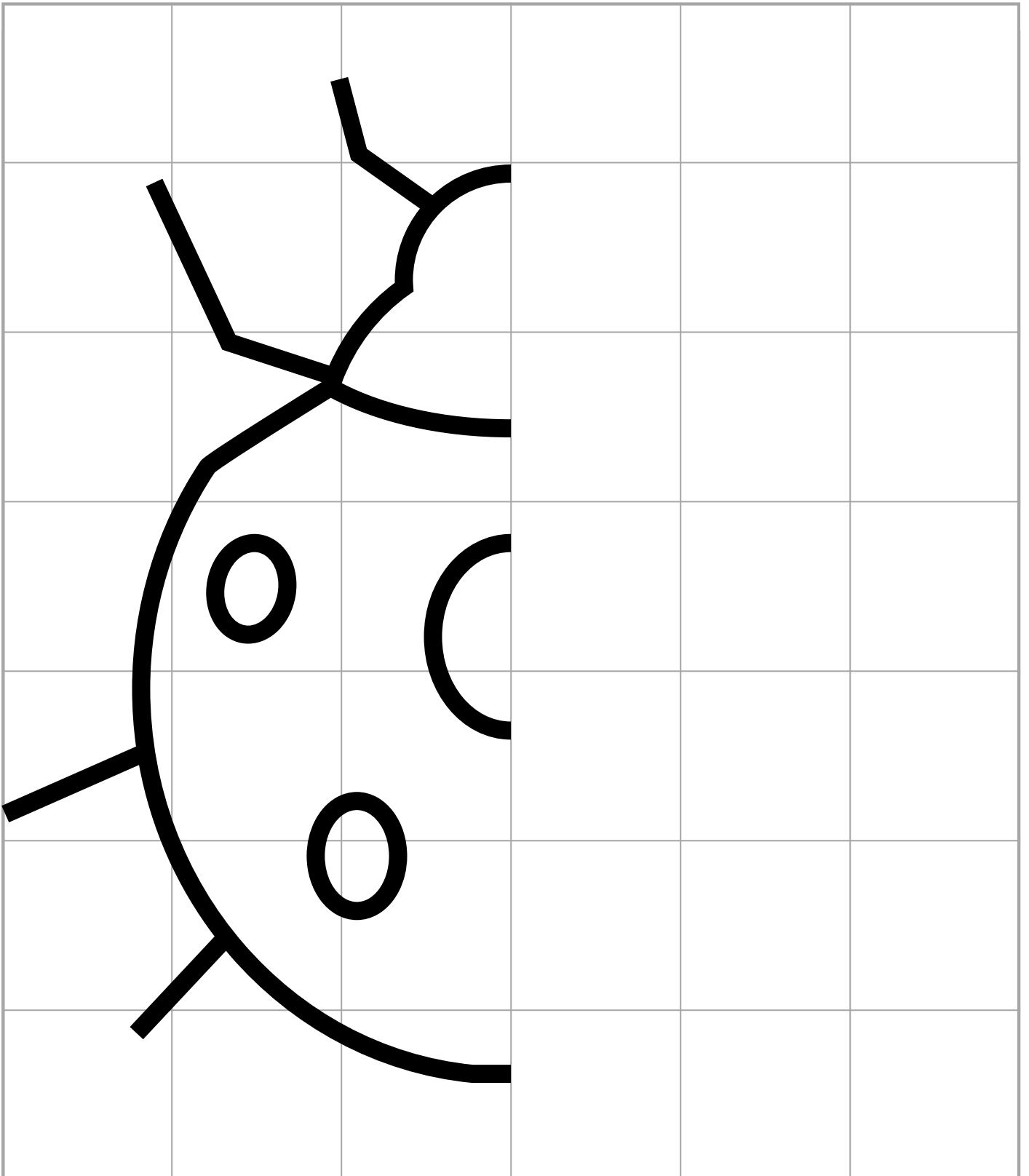
# SIMETRÍA

*Dibuja la otra mitad de la imagen.*



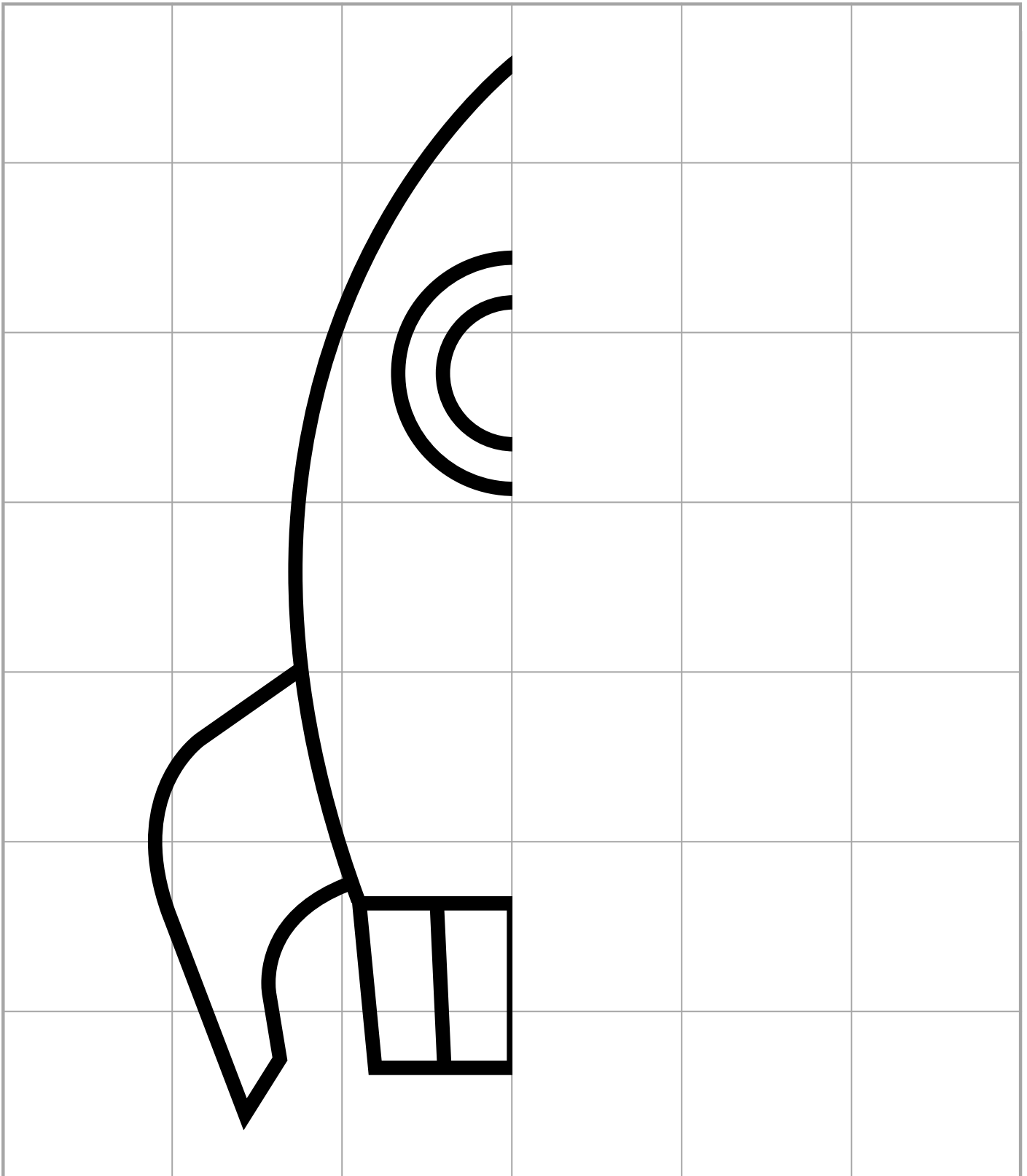
# SIMETRÍA

*Dibuja la otra mitad de la imagen.*



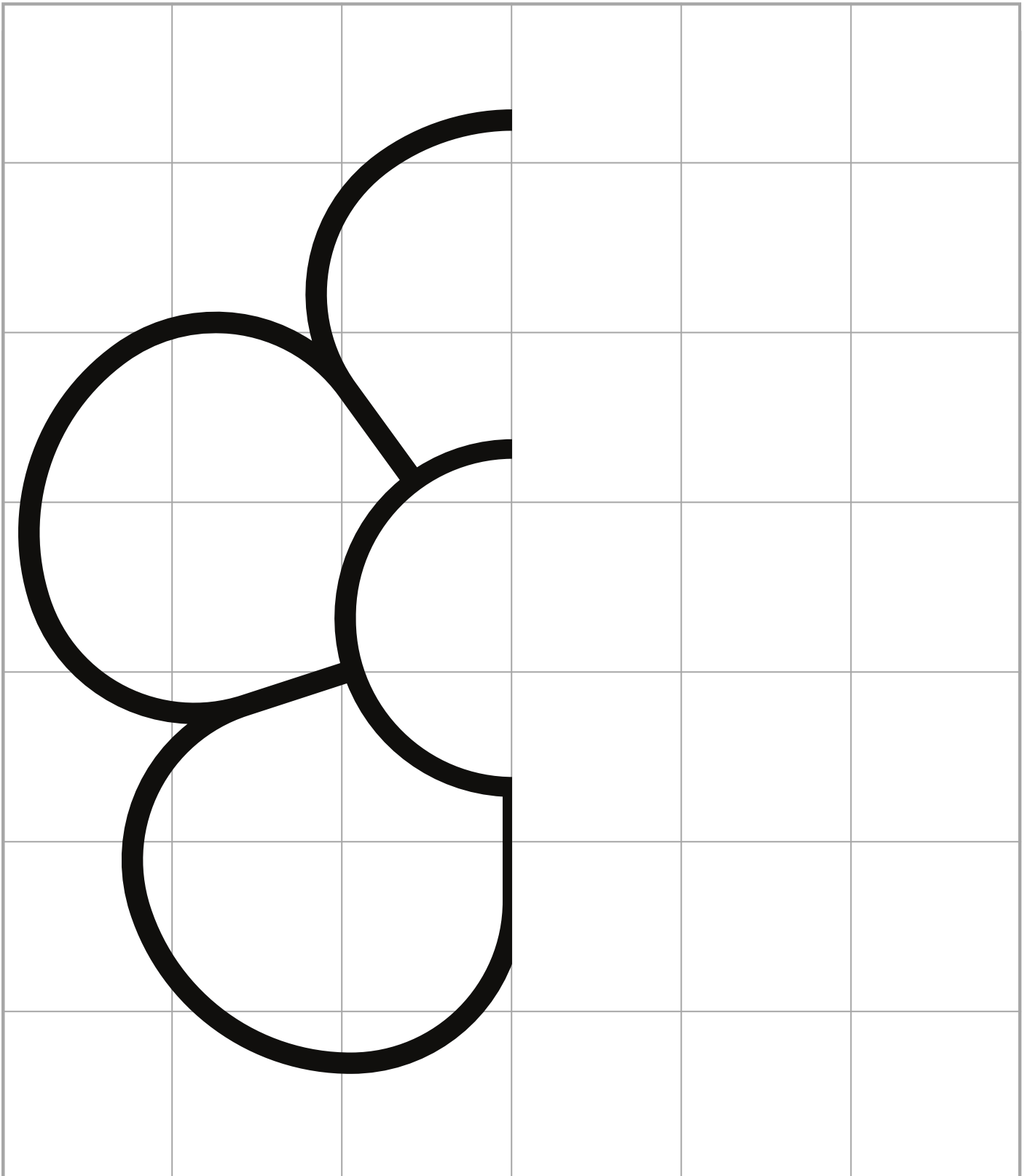
# SIMETRÍA

*Dibuja la otra mitad de la imagen.*




# SIMETRÍA

*Dibuja la otra mitad de la imagen.*






# SUDOKU VERANIEGO




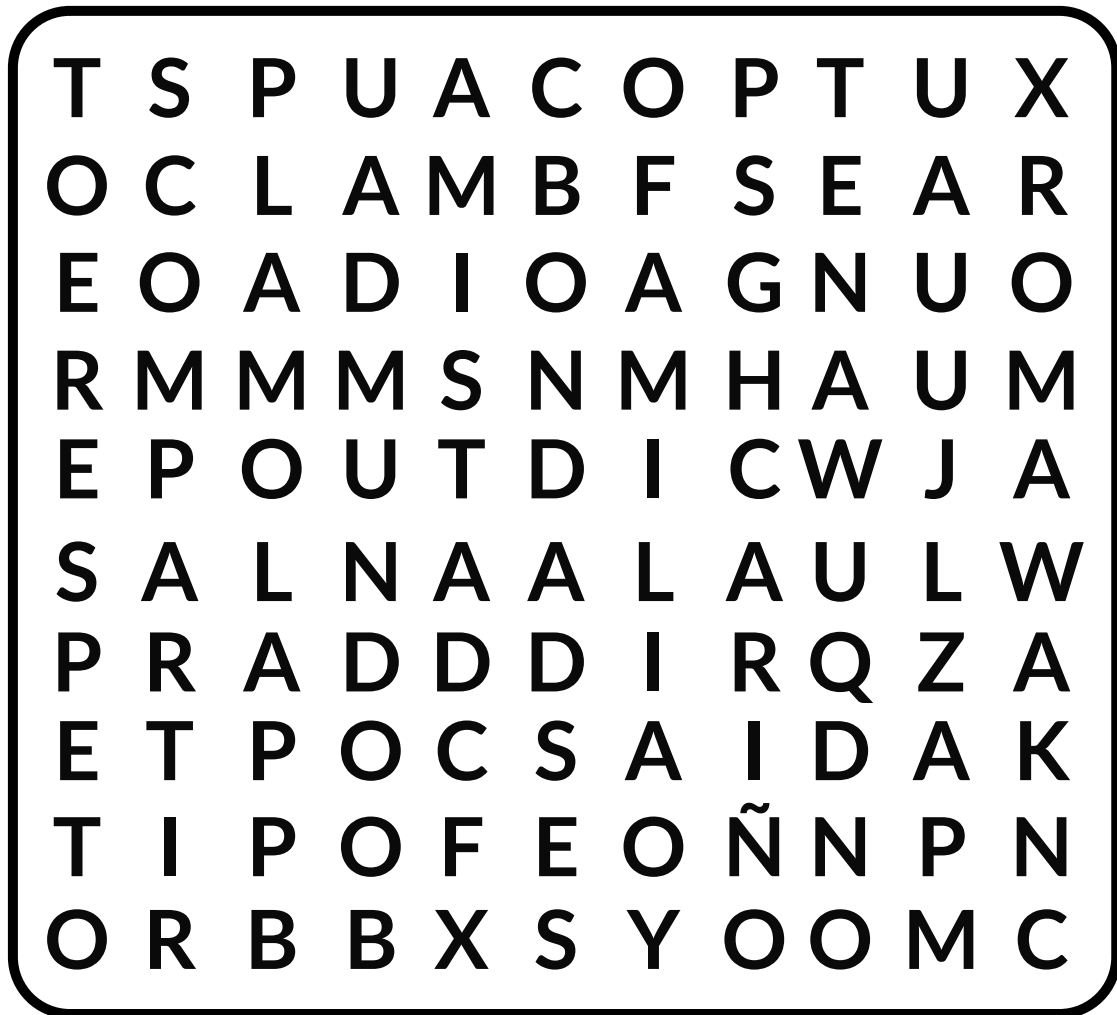
# LABERINTO

*Traza el camino hasta la playa.*



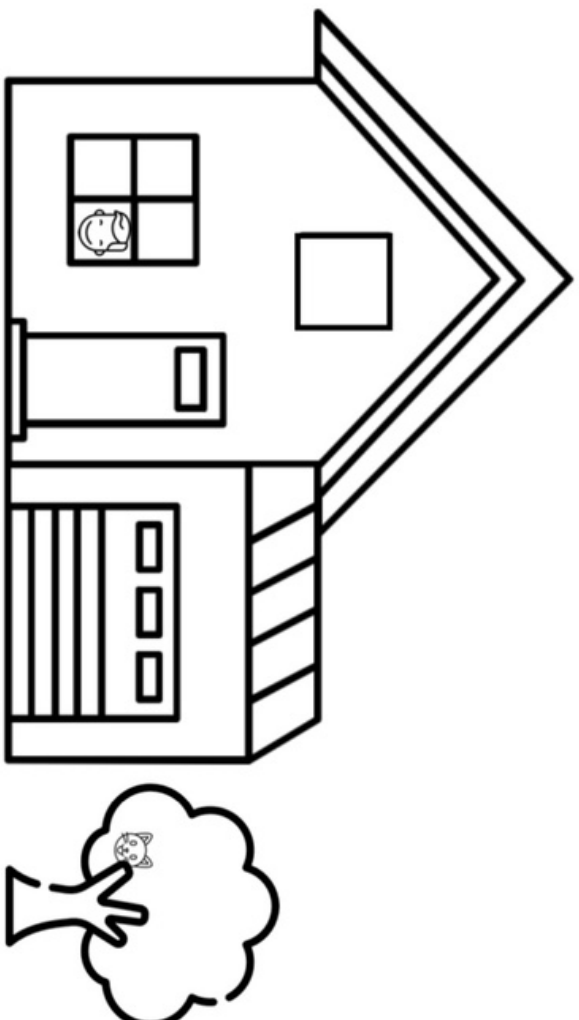
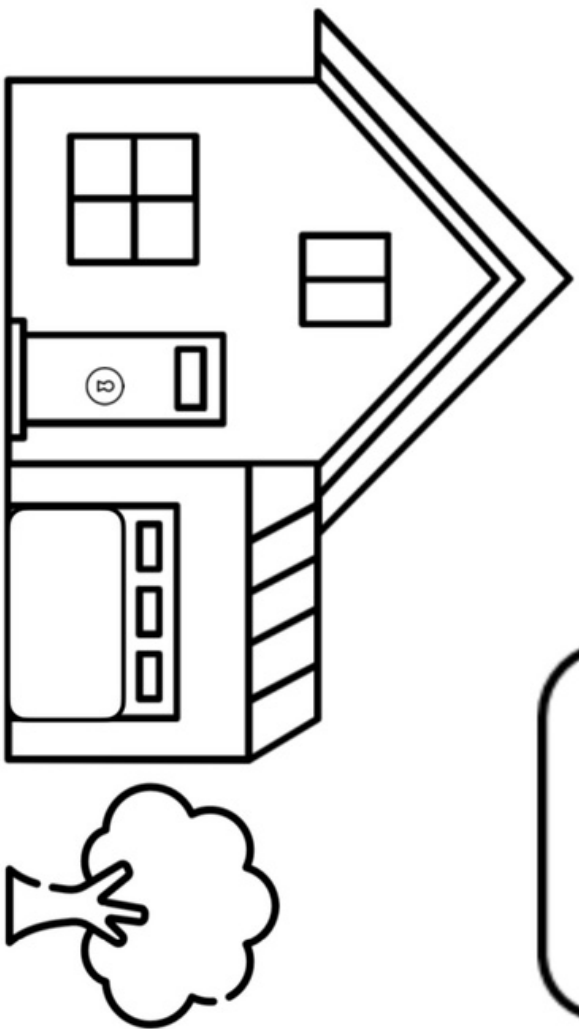



# SOPA DE LETRAS




AMISTAD RESPETO COMPARTIR  
PALOMA CARIÑO FAMILIA BONDAD  
PAZ AMOR MUNDO


Buaca las 7 diferencias y colorea.




Colorea la estación en la que nos encontramos.




Primavera



Verano



Invierno



Otoño


# BUSCA Y COLOREA

Colorea las prendas de ropa que se usan en verano.








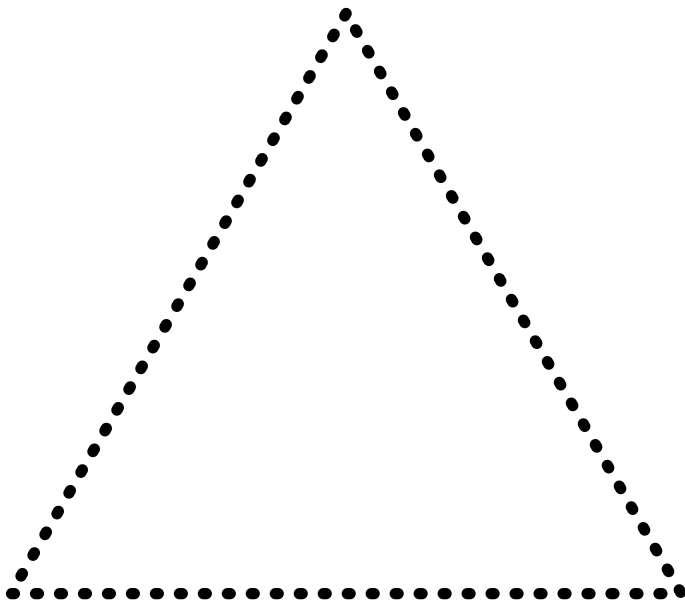
# REPASA Y DIBUJA

*Repasa cada círculo de un color distinto y luego dibuja en su interior figuras como si se tratara de un mandala.*














# RECORTA Y CONSTRUYE

Colorea cada una de las figuras y luego recórtalas y monta la casa a modo puzzle.



# JUEGO DE MEMORIA

Colorea y recorta cada una de las cartas, dales la vuelta e intenta emparejarlas.



# DOMINÓ DE LETRAS

x

y

z

A

B

C

D

a

b

c

d

E

F

G

H

e

f

g

h

I

J

K

L

# DOMINÓ DE LETRAS

i

j

h

l

M

N

Ñ

O

m

n

ñ

o

P

Q

R

S

r

q

v

w

T

U

V

W

# DOMINÓ DE LETRAS

t

u

u

u


X

Y


Z

\_\_\_\_\_


TURTLES



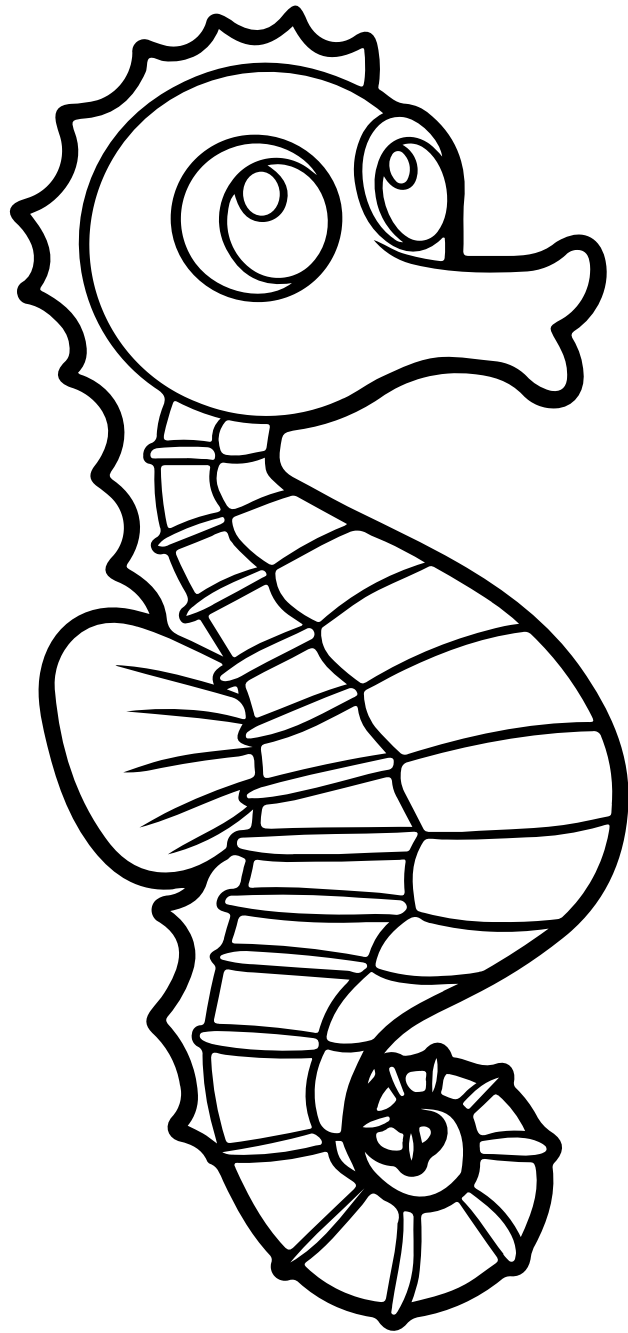
OCTOPUS




STARFISH




S E A H O R S S E



SHARK



CRAB



S H R I M P

